

US00D393970S

United States Patent [19]

[11] Patent Number: **Des. 393,970**

Lee

[45] Date of Patent: ****May 5, 1998**

[54] DOOR-MOUNTED CAP RACK

5,158,186 10/1992 Krut 211/113

[75] Inventor: **James Lee**, Old Tappan, N.J.

Primary Examiner—Brian N. Vinson

[73] Assignee: **Organize It All**, Moonachie, N.J.

Attorney, Agent, or Firm—Kane, Dalsimer, Sullivan, Kurucz, Levy, Eisele and Richard, LLP

[**] Term: **14 Years**

[57] CLAIM

[21] Appl. No.: **67,835**

The ornamental design for a door-mounted cap rack, as shown and described.

[22] Filed: **Mar. 12, 1997**

DESCRIPTION

[51] LOC (6) Cl. **08-08**

[52] U.S. Cl. **D6/514; D6/320**

[58] Field of Search D6/512-514, 320;
211/113, 123, 124, 181

FIG. 1 is a front perspective view of a door-mounted cap rack showing my new design, the broken-line disclosure of a portion of a door being for illustrative purposes only and forming no part of the claimed design;

FIG. 2 is a front elevational view thereof;

FIG. 3 is a rear elevational view thereof;

FIG. 4 is a right side elevational view thereof with the other side being a mirror image thereof;

FIG. 5 is a top plan view thereof; and,

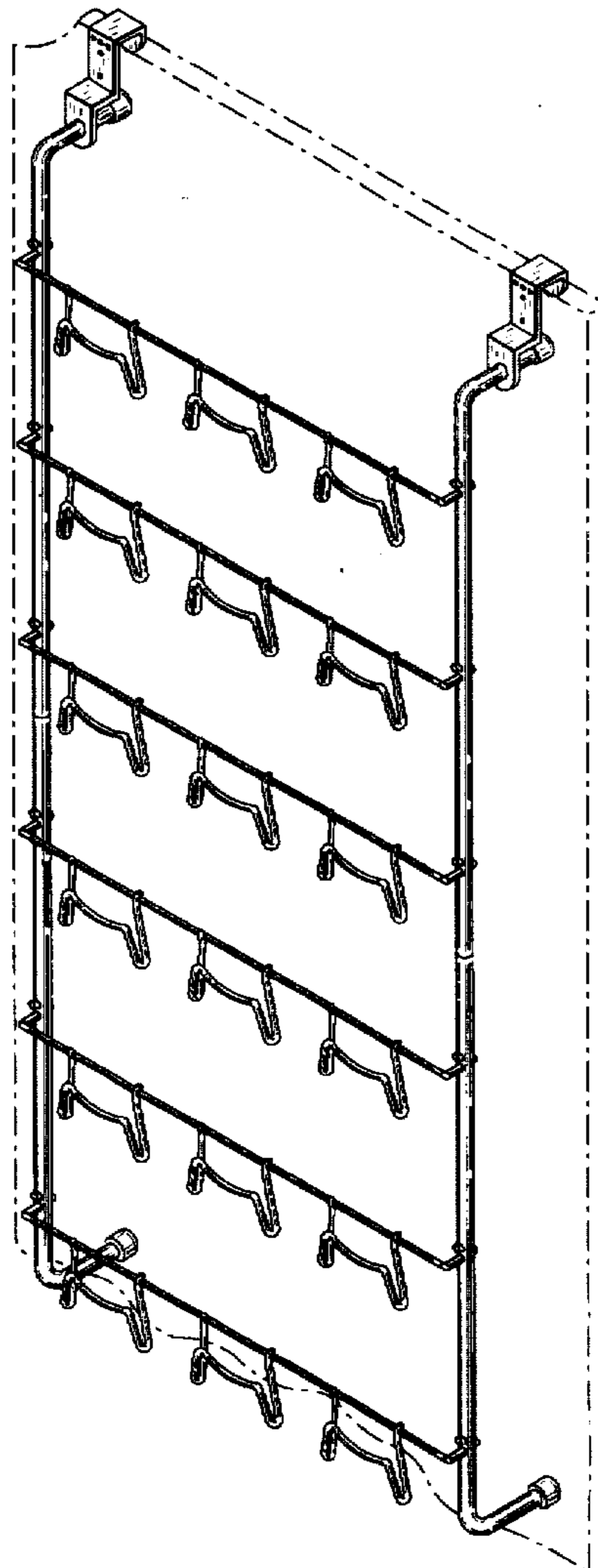
FIG. 6 is a bottom plan view thereof.

[56] References Cited

U.S. PATENT DOCUMENTS

D. 287,550	1/1987	Tocci	D6/320
D. 354,412	1/1995	Emery	D6/514 X
D. 367,769	3/1996	Dorfman	D6/320
D. 369,910	5/1996	McCarty	D6/320
4,583,646	4/1986	Bowman	211/181 X

1 Claim, 4 Drawing Sheets



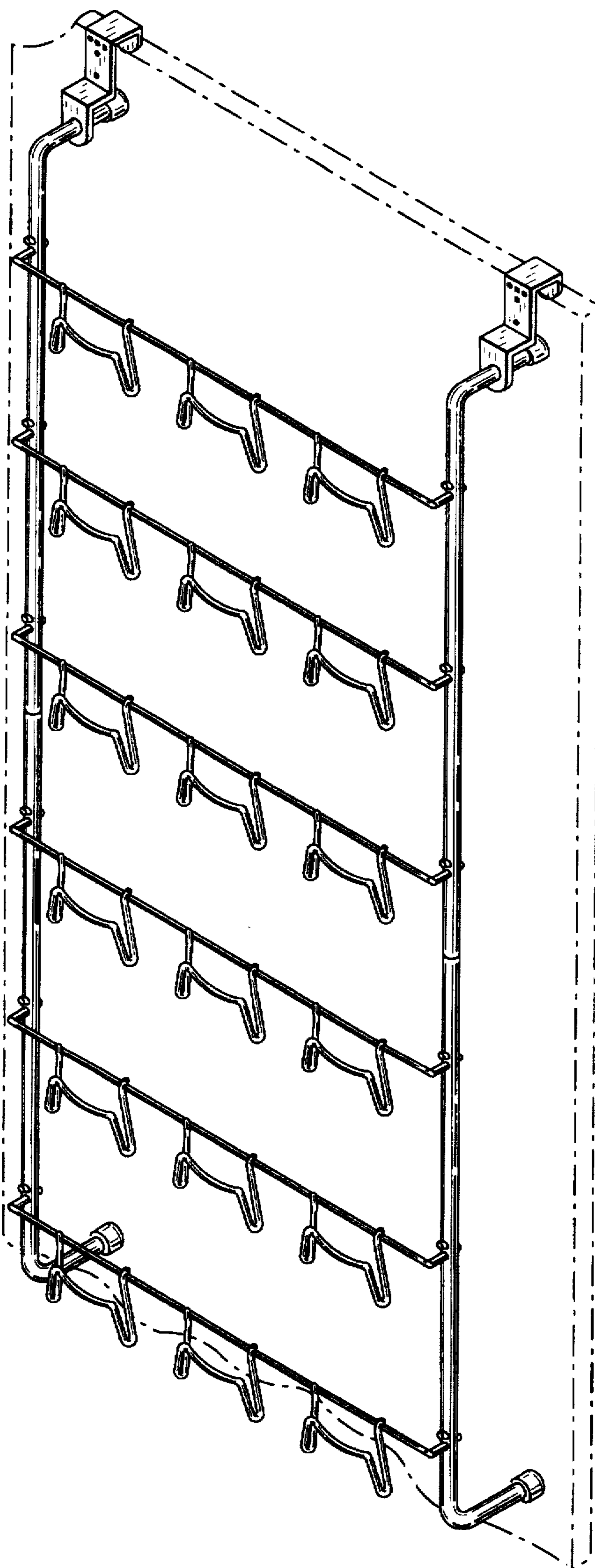


FIG. 1

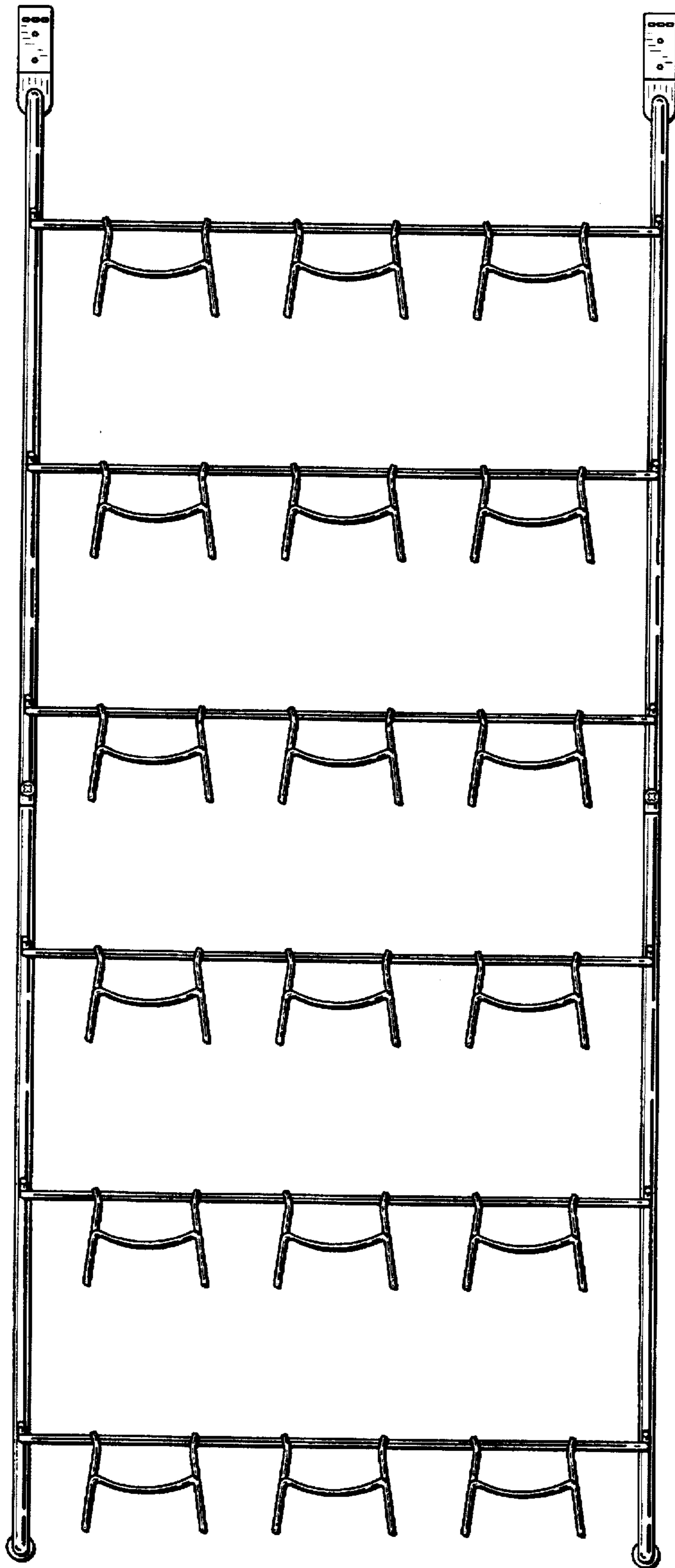


FIG. 2

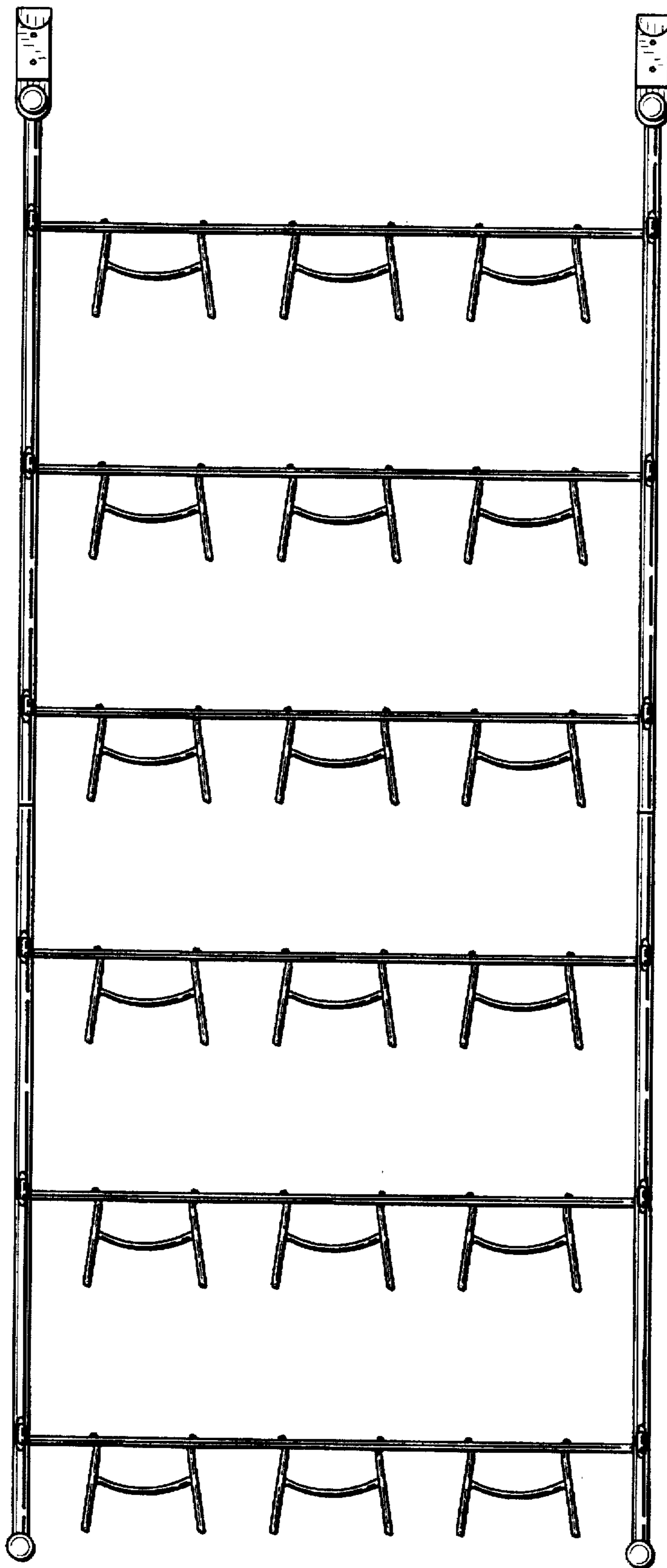


FIG. 3


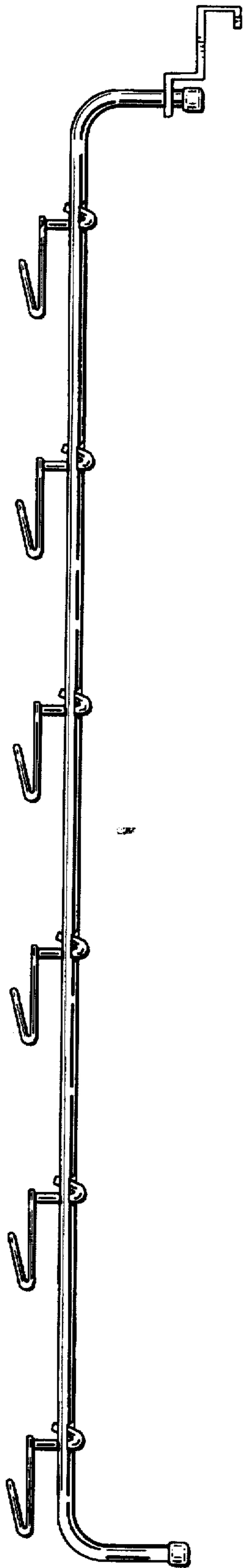


FIG. 5




FIG. 6

FIG. 4