



US00D393967S

United States Patent [19]
Grosfillex

[11] **Patent Number: Des. 393,967**

[45] **Date of Patent: **May 5, 1998**

[54] **SHELVING SUPPORT SPINDLE**

[75] **Inventor: Raymond Grosfillex, Oyonnax, France**

[73] **Assignee: Grosfillex Sarl, Oyonnax, France**

[**] **Term: 14 Years**

[21] **Appl. No.: 74,504**

[22] **Filed: Aug. 6, 1997**

[30] **Foreign Application Priority Data**

Feb. 10, 1997 [XH] Hague Agreement DMA/003587

[51] **LOC (6) Cl. 06-06**

[52] **U.S. Cl. D6/495; D25/126**

[58] **Field of Search D6/491-495, 499,
D6/509, 477, 479, 480, 484; 248/188.8,
188.4; D25/126, 44, 42; 108/155, 156,
158, 157**

[56] **References Cited**

U.S. PATENT DOCUMENTS

D. 97,142 10/1935 Millington D6/484 X

D. 155,369 9/1949 Wallace D6/495
D. 329,155 9/1992 Schremmer D6/479
D. 362,983 10/1995 Magnusson D6/480
3,166,100 1/1965 Tiola D6/495

Primary Examiner—Janice E. Seeger
Attorney, Agent, or Firm—Dowell & Dowell

[57] **CLAIM**

The ornamental design for a shelving support spindle, as shown and described.

DESCRIPTION

FIG. 1 is a front perspective view of a shelving support spindle showing my new design, wherein;


FIG. 2 is a rear plan view;

FIG. 3 is a left side view, a view from the right side being a mirror image thereof;

FIG. 4 is a top view; and,

FIG. 5 is a bottom plan view.

1 Claim, 1 Drawing Sheet






FIG. 1




FIG. 2




FIG. 3



FIG. 4

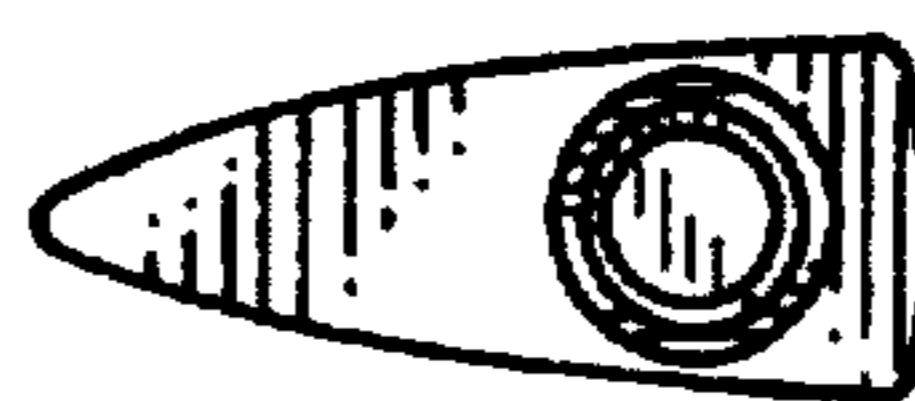


FIG. 5