



US00D393963S

United States Patent [19]

Mansour

[11] Patent Number: **Des. 393,963**

[45] Date of Patent: ****May 5, 1998**

[54] VIDEO DISPLAY CART

D. 340,152 10/1993 Short D6/436
D. 365,472 12/1995 Rehnberg D6/478

[75] Inventor: **James Mansour, NY, N.Y.**

[73] Assignees: **Sony Corporation, Tokyo, Japan; Sony Corp. of America, New York, N.Y.**

Primary Examiner—James Gandy
Assistant Examiner—Linda Brooks
Attorney, Agent, or Firm—Pasquale Musacchio; Jerry A. Miller

[**] Term: **14 Years**

[57] CLAIM

[21] Appl. No.: **46,191**

The ornamental design for a video display cart, as shown and described.

[22] Filed: **Nov. 8, 1995**

[51] LOC (6) Cl. **06-04**

DESCRIPTION

[52] U.S. Cl. **D6/478; D6/437**

[58] Field of Search D6/475-479, 407, D6/432, 436, 437, 396, 397; 312/114, 204, 223.1, 238, 198, 7.1, 9.1, 351.1; 211/135, 186-188; 108/60, 16, 91, 106, 107, 149, 161

FIG. 1 is a perspective view of a video display cart in accordance with the present invention; FIG. 2 is a front elevation view of a video display cart in accordance with the present invention; FIG. 3 is a right elevation view of the video display cart; FIG. 4 is a left elevation view of the video display cart; FIG. 5 is a top plan view of the video display cart; and, FIG. 6 is a bottom plan view of the video display cart.

[56] References Cited

U.S. PATENT DOCUMENTS

D. 300,887 5/1989 Evans D6/436

1 Claim, 6 Drawing Sheets



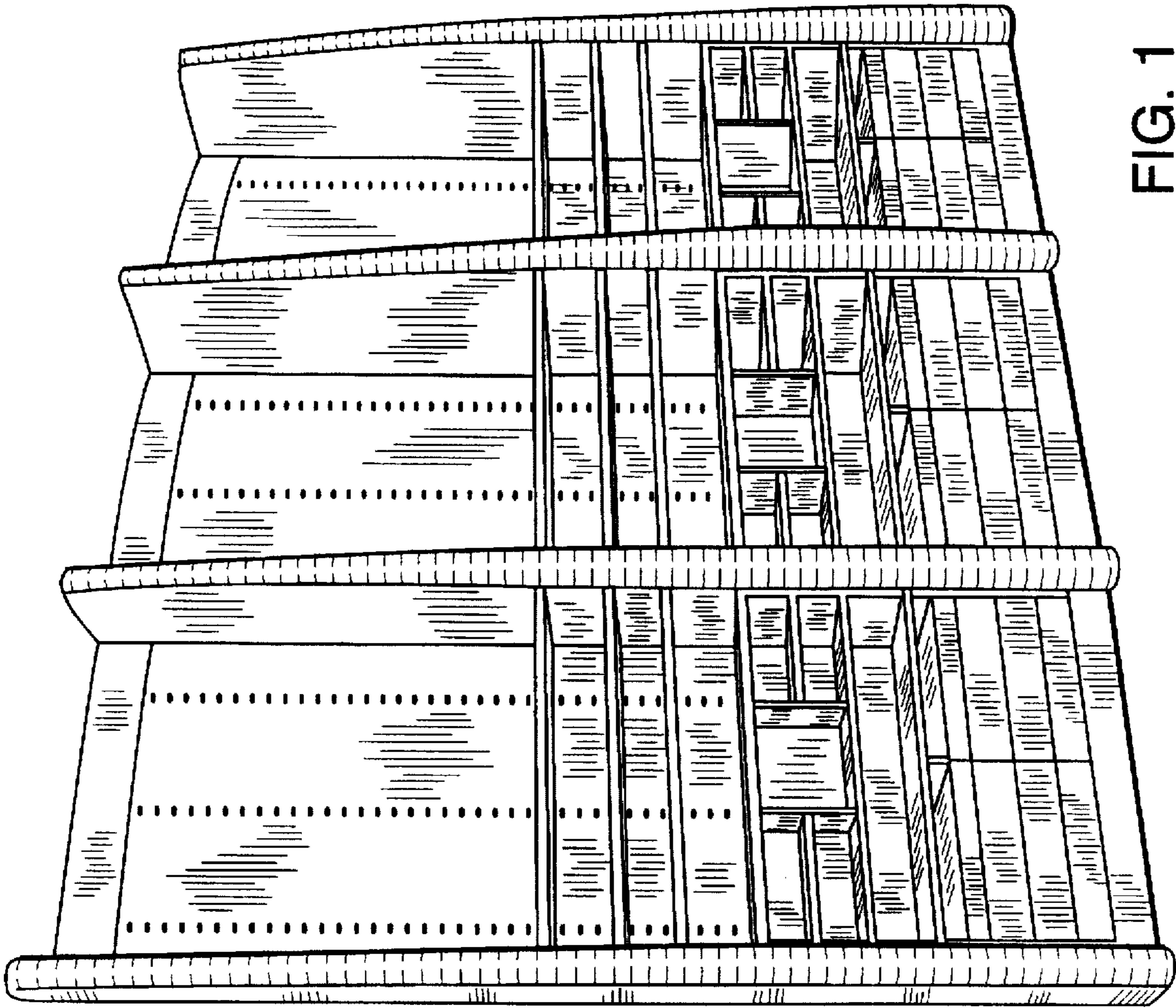


FIG. 1

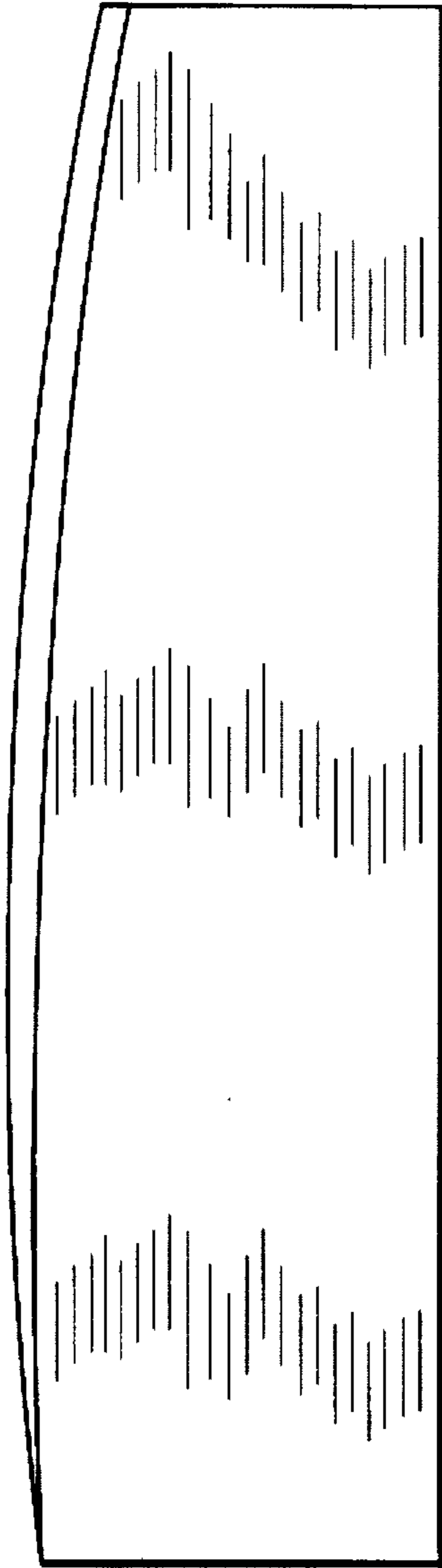


FIG. 3

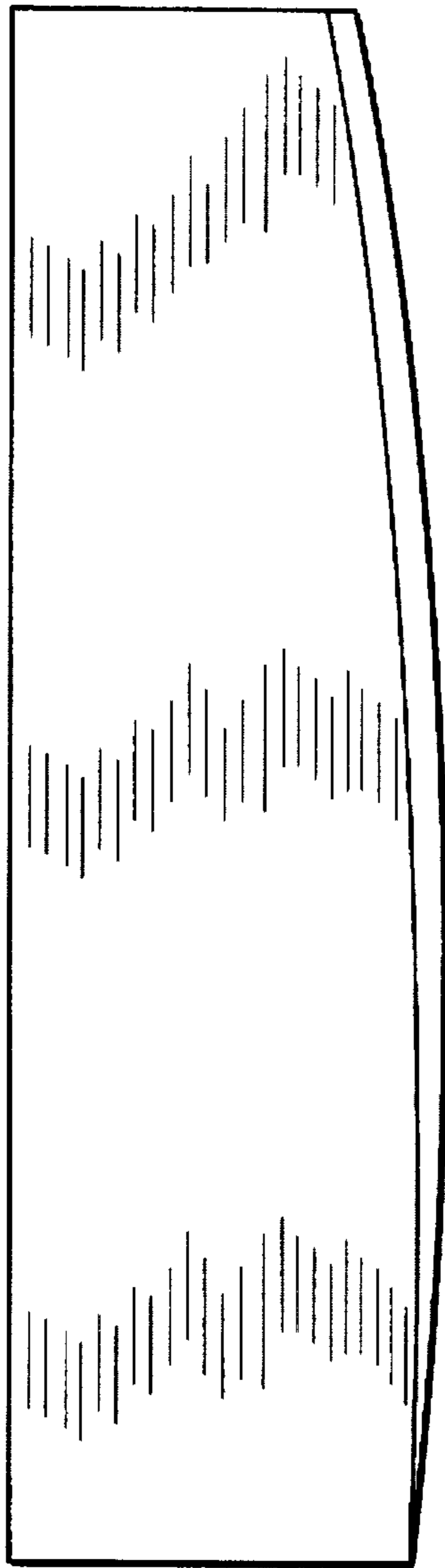


FIG. 4

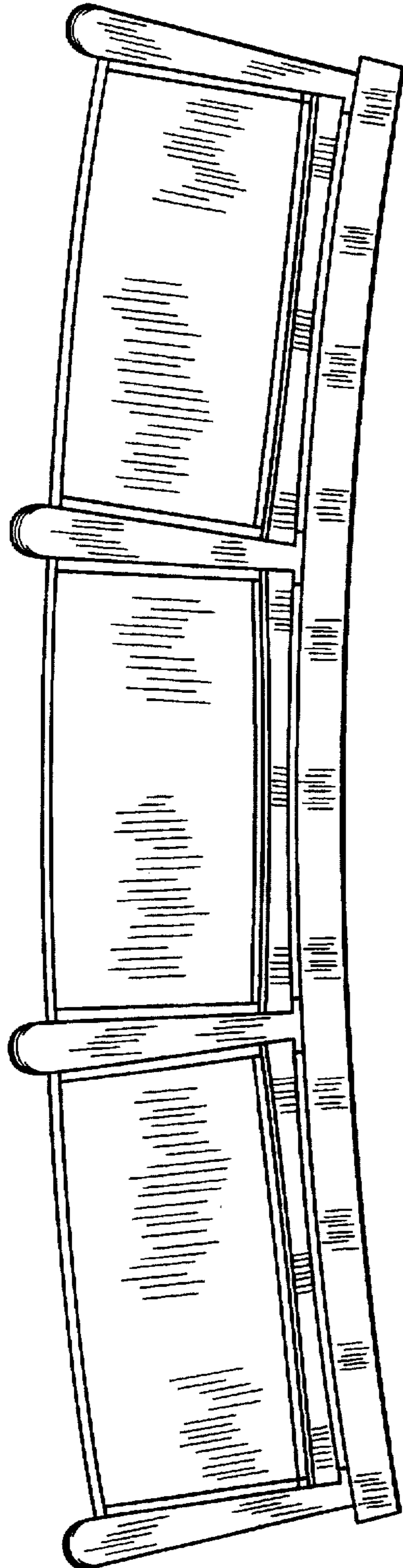


FIG. 5

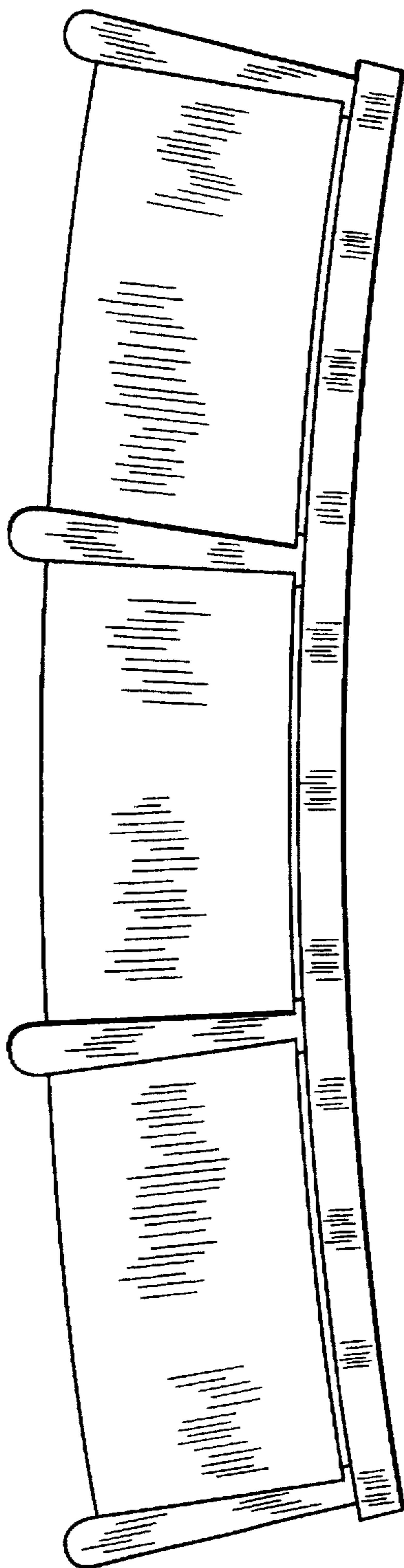


FIG. 6