



US00D393950S

United States Patent [19]
Lockhart

[11] **Patent Number:** **Des. 393,950**
[45] **Date of Patent:** ****May 5, 1998**

[54] **CONCEALMENT TAPE**
[75] **Inventor:** **Larry Lockhart, Stearns, Ky.**
[73] **Assignee:** **Shelter Pro, LLC, Whitley City, Ky.**
[**] **Term:** **14 Years**

4,947,567 8/1990 Hermann 428/43
5,041,317 8/1991 Greyvenstein 428/43
5,066,529 11/1991 Huber et al. 428/40
5,196,246 3/1993 Kauss et al. 428/43
5,281,451 1/1994 Reynolds 428/919
5,484,639 1/1996 Woodall et al. D5/25 X
5,486,385 1/1996 Bylund et al. 428/919

[21] **Appl. No.:** **67,712**
[22] **Filed:** **Mar. 10, 1997**

Primary Examiner—James Gandy
Assistant Examiner—Robert M. Spear
Attorney, Agent, or Firm—Luedeka, Neely & Graham

[51] **LOC (6) Cl.** **05-06**
[52] **U.S. Cl.** **D5/64**
[58] **Field of Search** **D5/25, 43, 56,**
D5/57, 60, 62, 99; 428/43, 904.4, 919

[57] **CLAIM**
The ornamental design for a concealment tape, as shown and described.

[56] **References Cited**

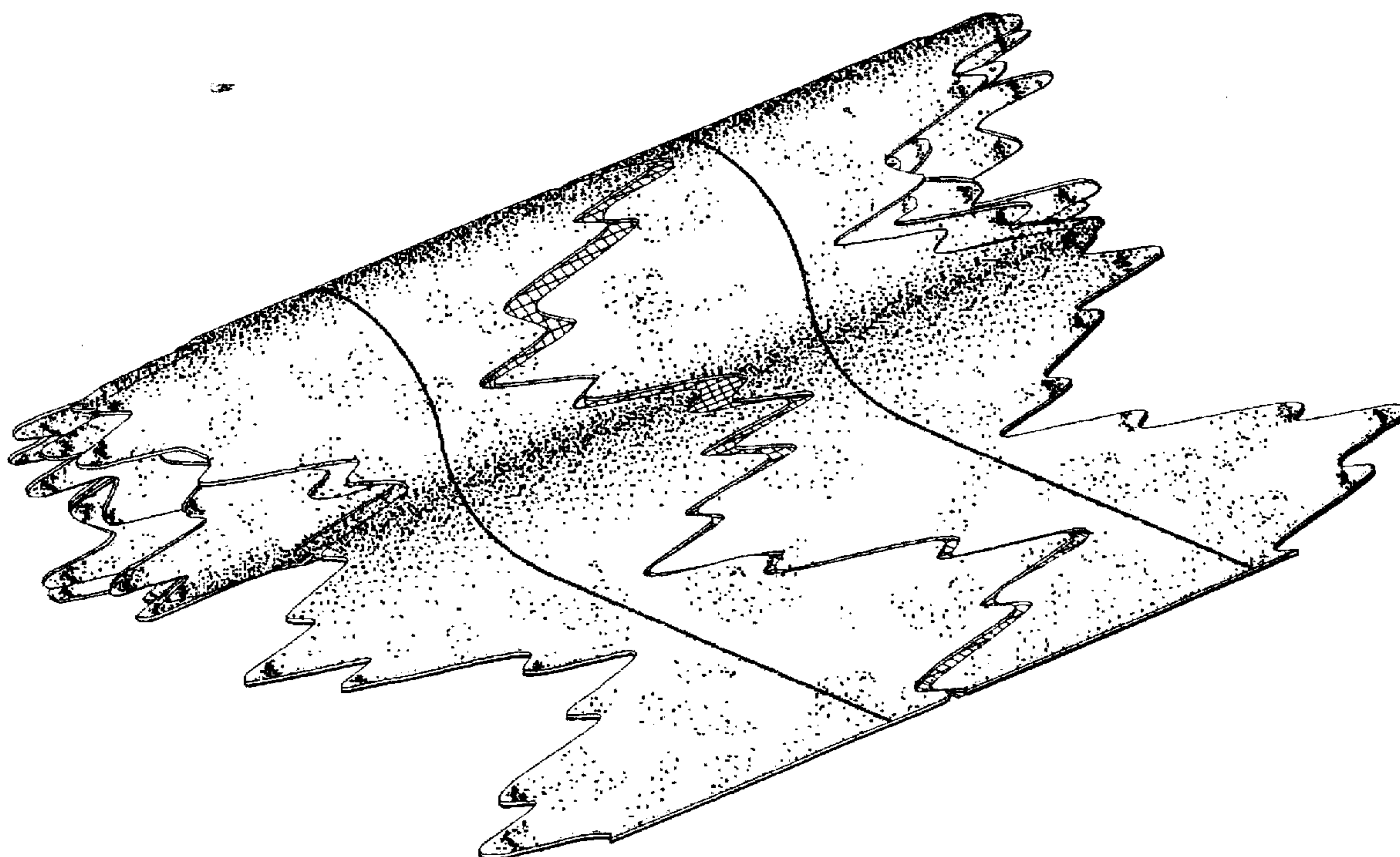
DESCRIPTION

U.S. PATENT DOCUMENTS

D. 297,596 9/1988 Marquart, Sr. D5/62
D. 376,896 12/1996 O'Rorke D5/56
D. 380,092 6/1997 Denton et al. D5/57
4,243,709 1/1981 Morton 428/195
4,517,230 5/1985 Crawford 428/17
4,537,809 8/1985 Ang et al. 428/43
4,748,061 5/1988 Vesley 428/40
4,792,471 12/1988 Lee 428/17
4,863,777 9/1989 Callaway et al. 428/904.4

FIG. 1 is a perspective view of the concealment tape of my new design;
FIG. 2 is a left side elevational view of the concealment tape of my new design, the right side being identical;
FIG. 3 is a top plan view of the concealment tape of my new design; and,
FIG. 4 is a bottom plan view of the concealment tape of my new design.

1 Claim, 3 Drawing Sheets



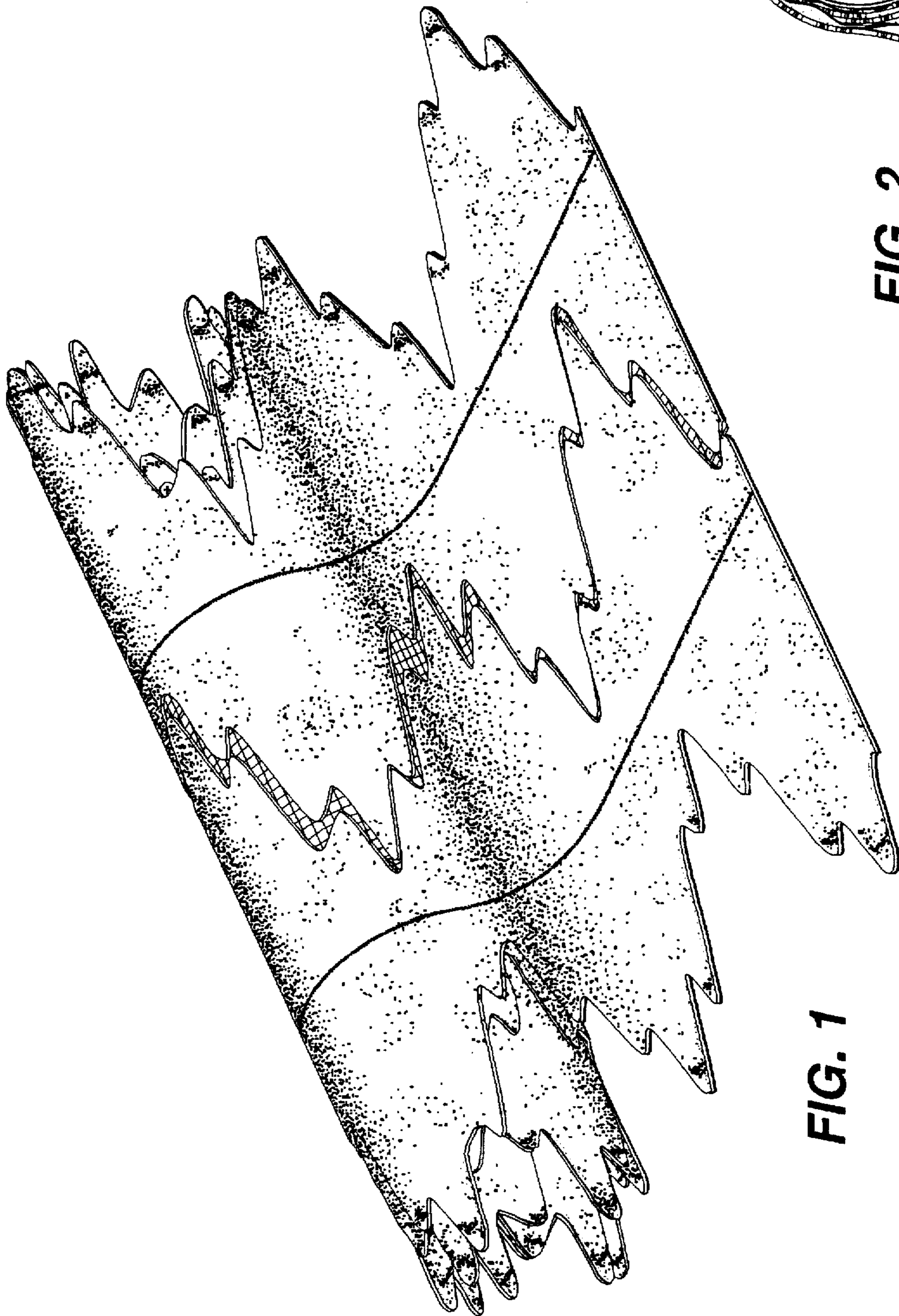


FIG. 1

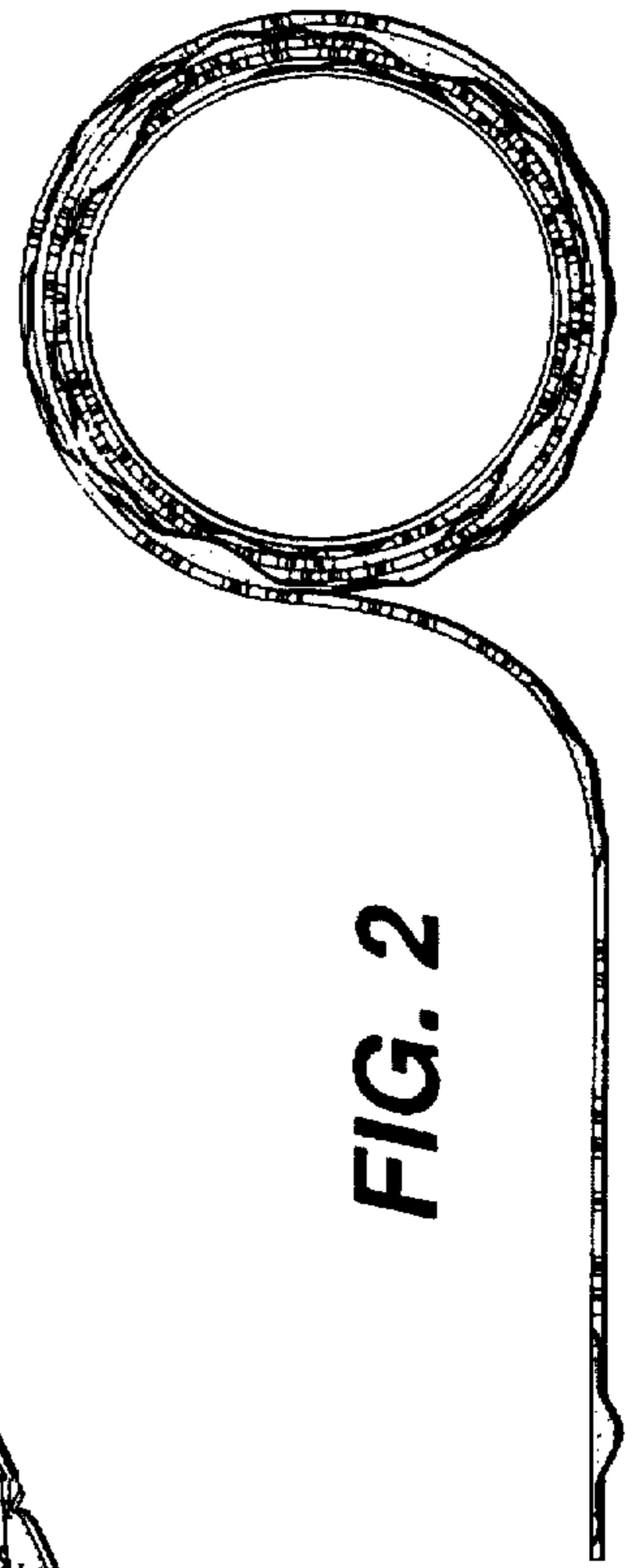


FIG. 2

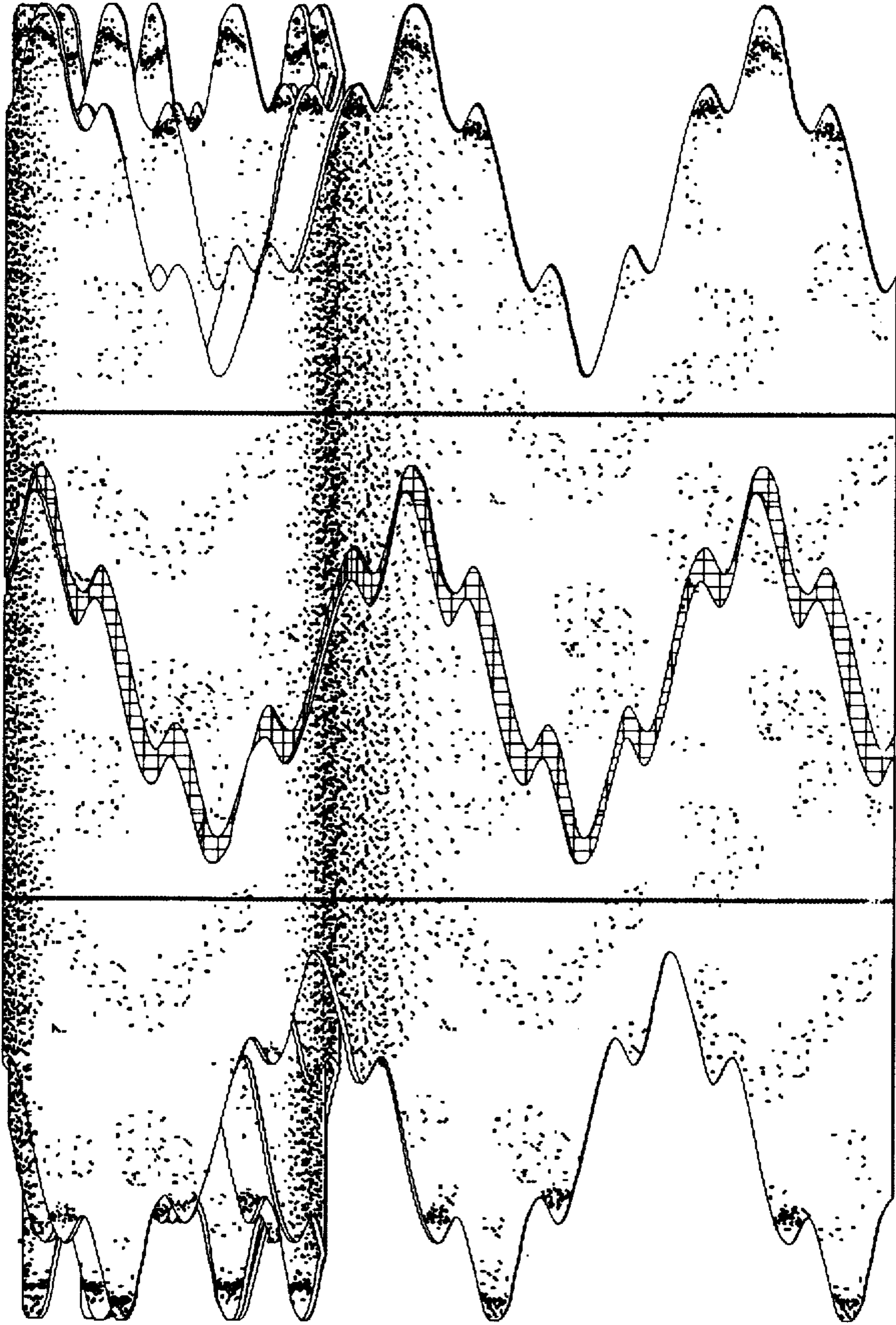


FIG. 3

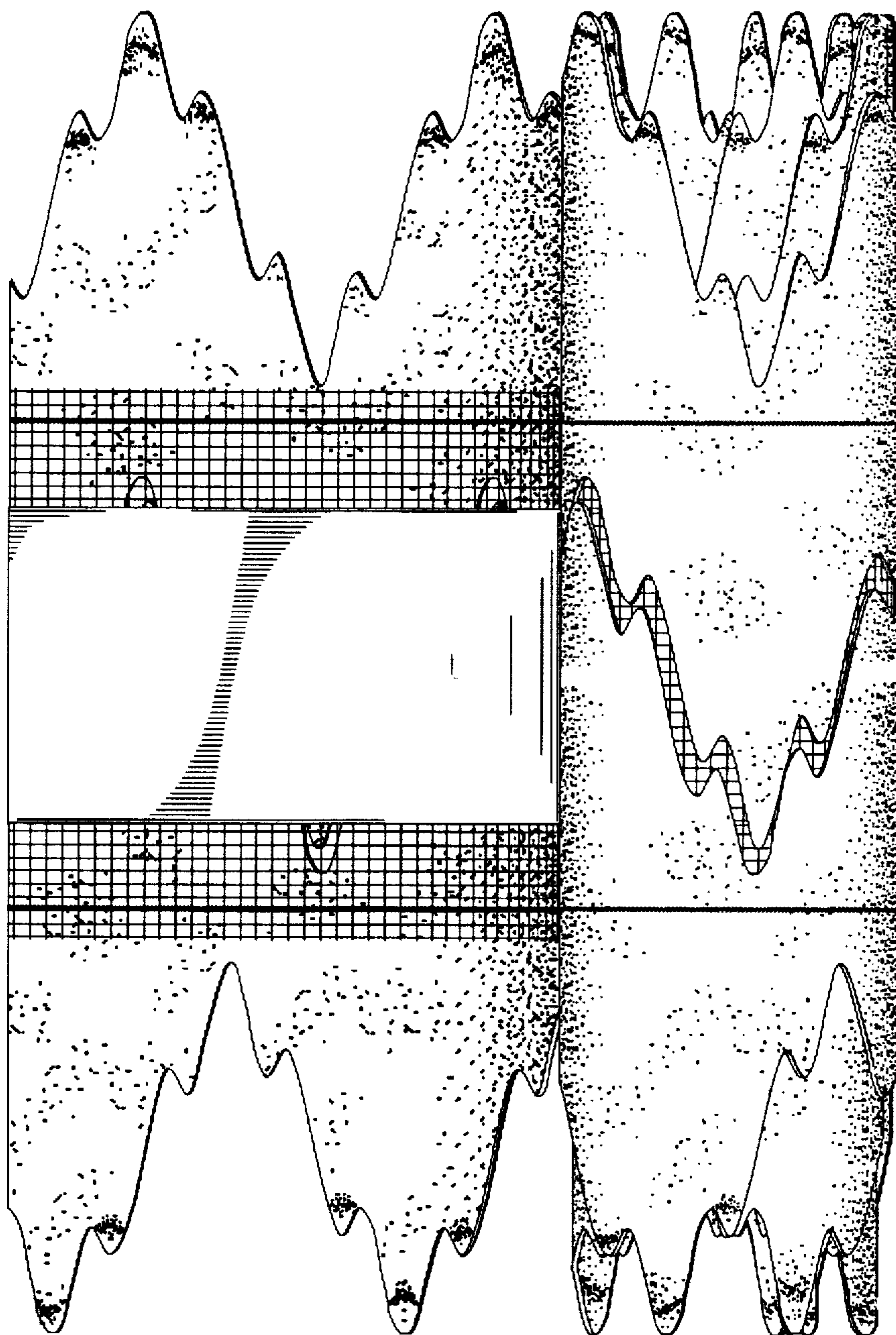


FIG. 4