



US00D393945S

United States Patent [19] Urvoy

[11] **Patent Number:** **Des. 393,945**
[45] **Date of Patent:** ****May 5, 1998**

[54] **CARRYING CASE**
[75] **Inventor:** **Jean-Jacques Urvoy, Paris, France**
[73] **Assignee:** **Meccano, S.A., Calais, France**
[**] **Term:** **14 Years**
[21] **Appl. No.:** **66,036**
[22] **Filed:** **Feb. 5, 1997**
[30] **Foreign Application Priority Data**
Sep. 23, 1996 [WO] WIPO D12792
[51] **LOC (6) Cl.** **03-01**
[52] **U.S. Cl.** **D3/282; D3/276**
[58] **Field of Search** **D3/273, 276, 281,**
D3/282, 294, 905; 190/110, 111, 112, 113,
114, 115

D. 353,265 12/1994 Newby, Sr. D3/276
D. 355,763 2/1995 Sun D3/276
D. 356,890 4/1995 Ryaa D3/276
D. 358,709 5/1995 Chang D3/276
D. 362,546 9/1995 Mundorf et al. D3/276
D. 368,371 4/1996 Calmeise D3/276
D. 374,771 10/1996 Guegan D3/276
1,804,927 5/1931 Gilbert .
4,872,410 10/1989 Lilly 108/26
5,250,000 10/1993 Boutin et al. 446/75

OTHER PUBLICATIONS

REMCO SteelTec Work Center Storage Case, Dec. 1993 (3 photographs).

Primary Examiner—Philip S. Hyder
Attorney, Agent, or Firm—Pennie & Edmonds LLP

[57] CLAIM

The ornamental design for a carrying case, as shown and described.

DESCRIPTION

FIG. 1 is a perspective view of the carrying case according to the invention;
FIG. 2 is a front view thereof;
FIG. 3 is a top view thereof;
FIG. 4 is a side view thereof; and,
FIG. 5 is a bottom view thereof.

1 Claim, 2 Drawing Sheets

[56] **References Cited**
U.S. PATENT DOCUMENTS
D. 194,339 1/1963 Harty, Jr. D3/282
D. 259,760 7/1981 Lucas D3/282
D. 286,231 10/1986 Werk D3/281
D. 316,332 4/1991 Bridges et al. D3/281
D. 322,889 1/1992 Ward D3/281
D. 336,366 6/1993 Slayton D3/282
D. 351,504 10/1994 Tarozzi D3/276
D. 353,048 12/1994 Van Skiver et al. D3/276

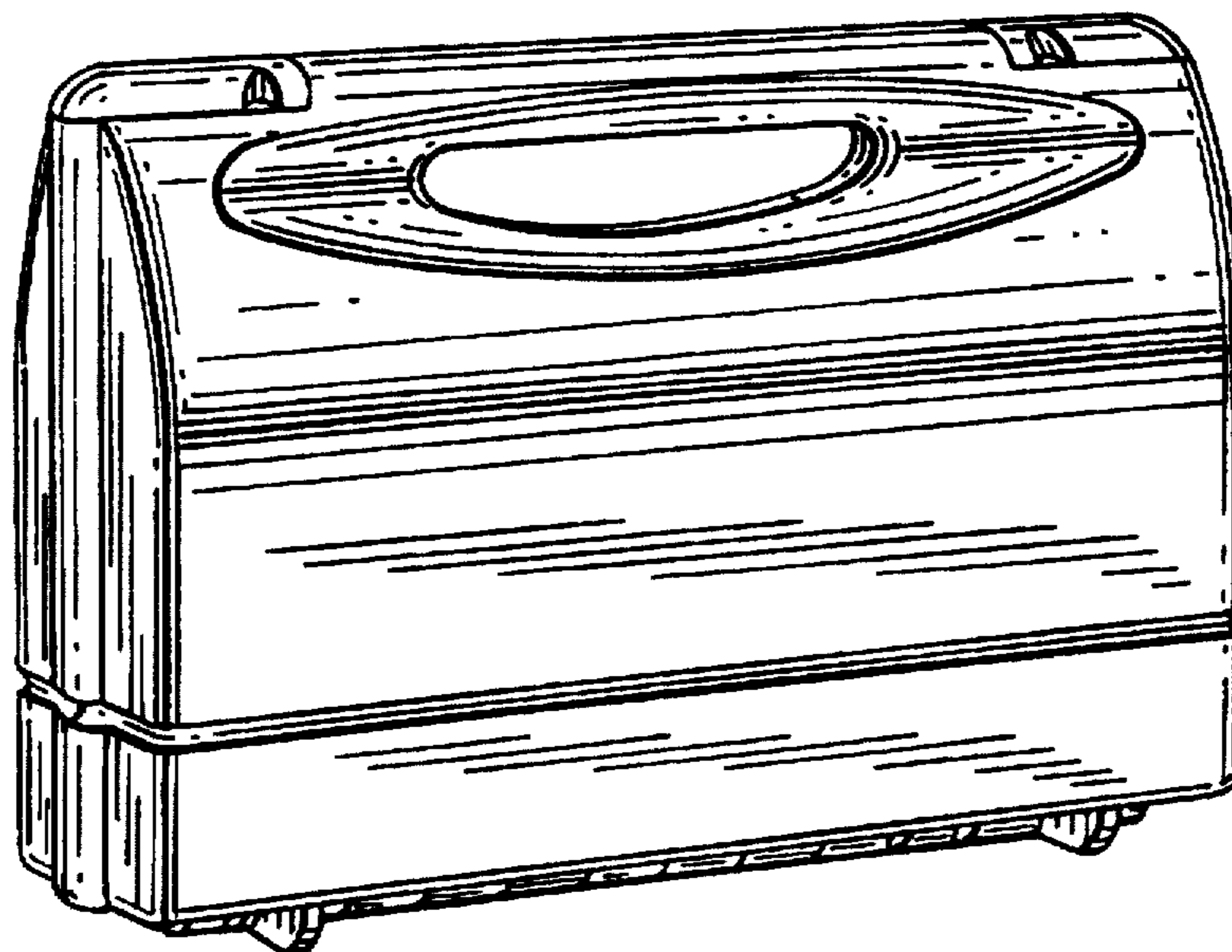


FIG. 1

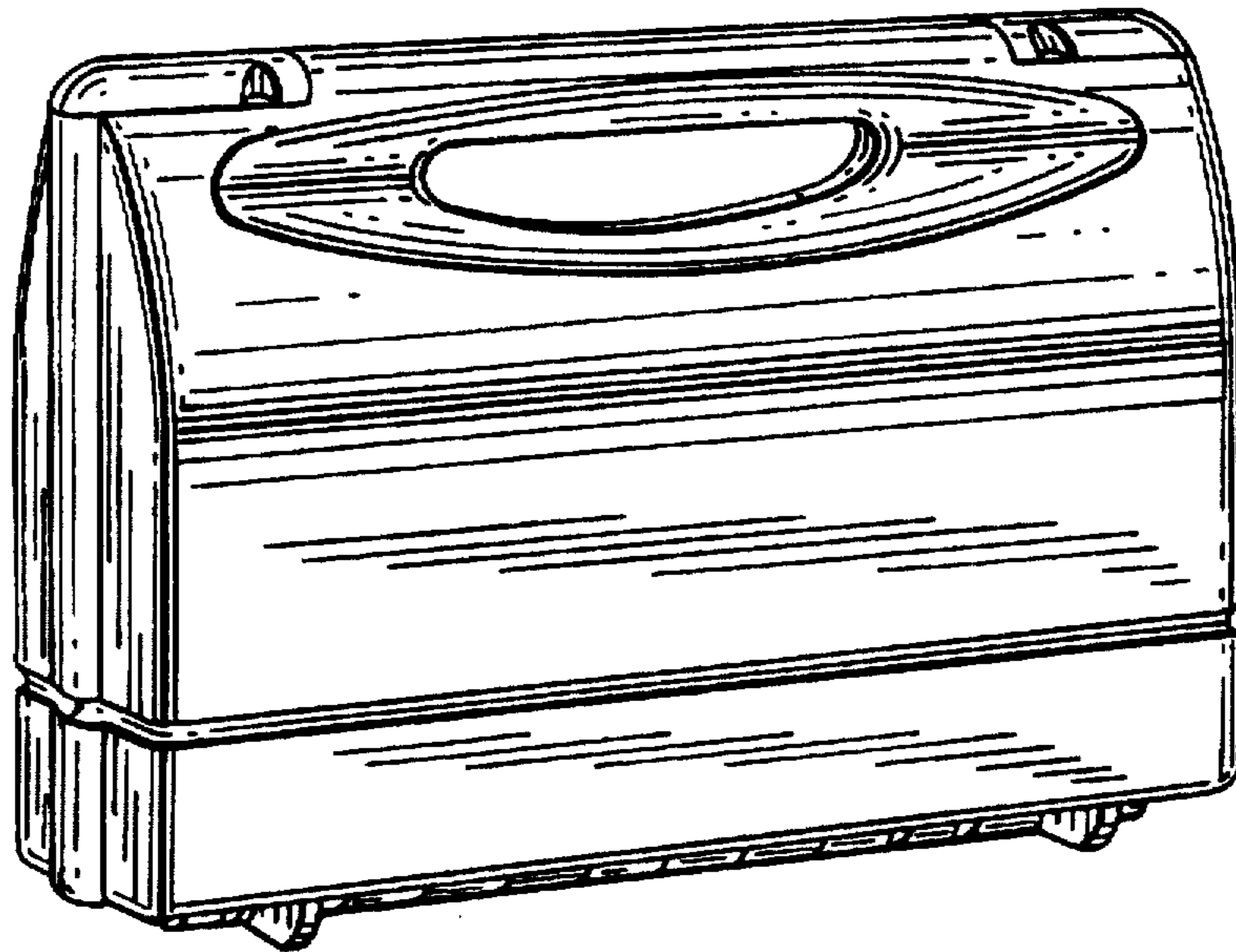


FIG. 2

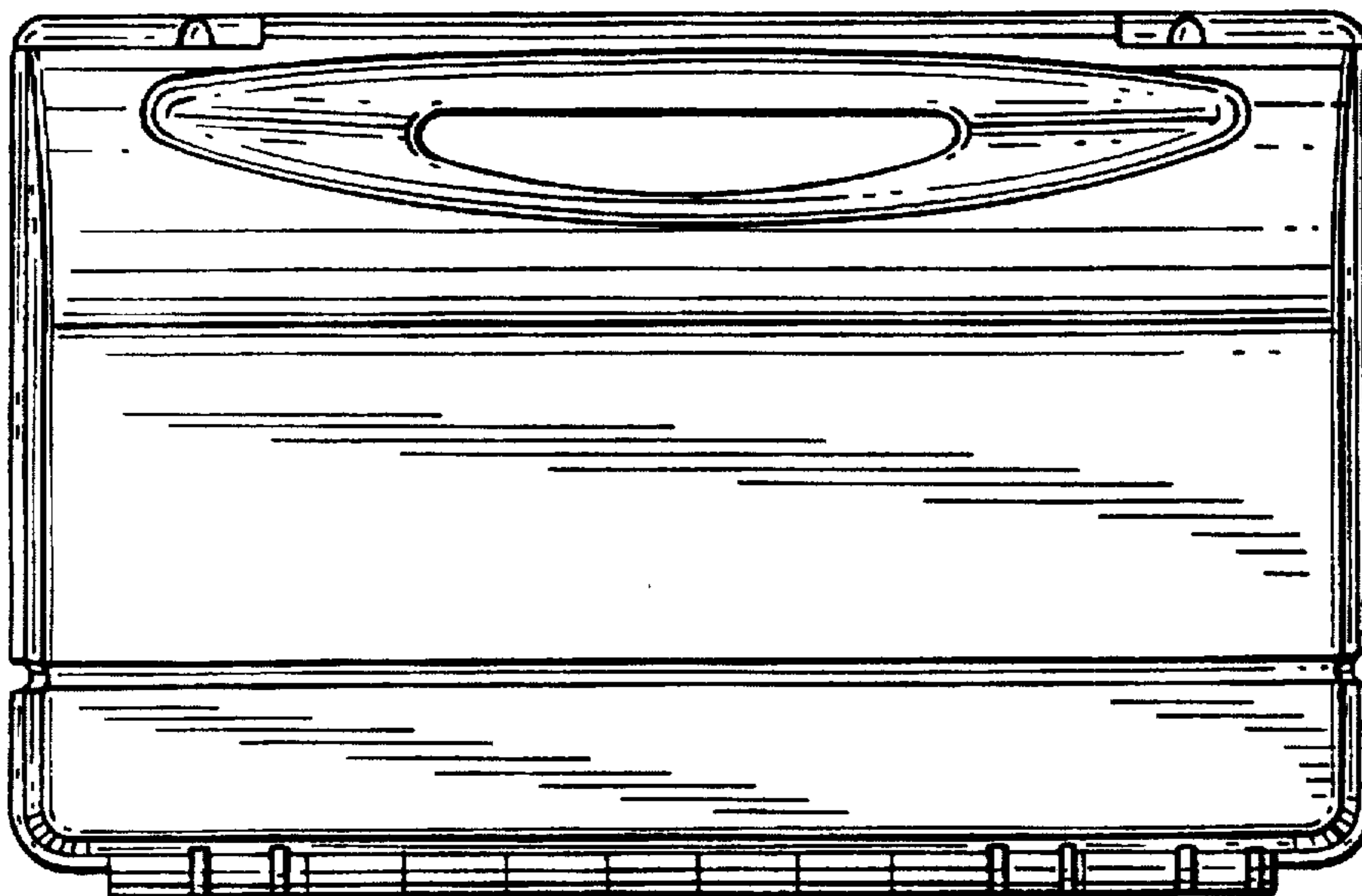


FIG. 3




FIG. 4




FIG. 5

