

US00D393930S

**United States Patent** [19]  
**Ullmann**

[11] **Patent Number: Des. 393,930**

[45] **Date of Patent: \*\*Apr. 28, 1998**

[54] **DRY SHAVER**

[75] **Inventor: Roland Ullmann, Offenbach, Germany**

[73] **Assignee: Braun Aktiengesellschaft, Frankfurt, Germany**

[\*\*] **Term: 14 Years**

[21] **Appl. No.: 66,736**

[22] **Filed: Feb. 19, 1997**

[30] **Foreign Application Priority Data**

Aug. 19, 1996 [DE] Germany ..... 9607005

[51] **LOC (6) Cl. .... 28-03**

[52] **U.S. Cl. .... D28/49**

[58] **Field of Search .... D28/49-53; 30/34.05, 30/34.1, 34.2, 42, 43, 43.1, 43.2, 43.3, 43.4, 43.5, 43.6, 43.7, 43.8, 43.9, 43.91, 43.92, 45**

[56] **References Cited**

**U.S. PATENT DOCUMENTS**

- D. 199,527 11/1964 Boldt ..... D28/51
- D. 221,504 8/1971 Seiffert ..... D28/51
- D. 232,495 8/1974 Lan ..... D28/49
- D. 258,993 4/1981 Ullmann ..... D28/49

- D. 283,060 3/1986 Camens ..... D28/51
- D. 310,429 9/1990 Anema ..... D28/51
- D. 319,515 8/1991 Ullmann ..... D28/49
- D. 346,462 4/1994 Tanaka et al. .... D28/51
- D. 351,926 10/1994 Nakashima et al. .... D28/49
- D. 374,502 10/1996 Ullmann ..... D28/49
- D. 376,669 12/1996 Ullmann ..... D28/51
- 4,979,297 12/1990 Bertram et al. .... 30/34.1
- 5,289,636 3/1994 Eichorn et al. .... 30/43.1 X
- 5,507,095 4/1996 Wetzel et al. .... 30/34.1

*Primary Examiner*—Ted Shooman  
*Assistant Examiner*—C. Tuttle  
*Attorney, Agent, or Firm*—Fish & Richardson P.C.

[57] **CLAIM**

The ornamental design for a dry shaver, as shown and described.

**DESCRIPTION**

FIG. 1 is a top front perspective view of a dry shaver showing my design;  
FIG. 2 is a front view of the appliance of FIG. 1;  
FIG. 3 is a right side view of the appliance of FIG. 1;  
FIG. 4 is a left side view of the appliance of FIG. 1;  
FIG. 5 is a rear view of the appliance of FIG. 1;  
FIG. 6 is a top plan view of the appliance of FIG. 1; and,  
FIG. 7 is a bottom plan view of the appliance of FIG. 1.

**1 Claim, 3 Drawing Sheets**




Fig. 1




Fig. 2

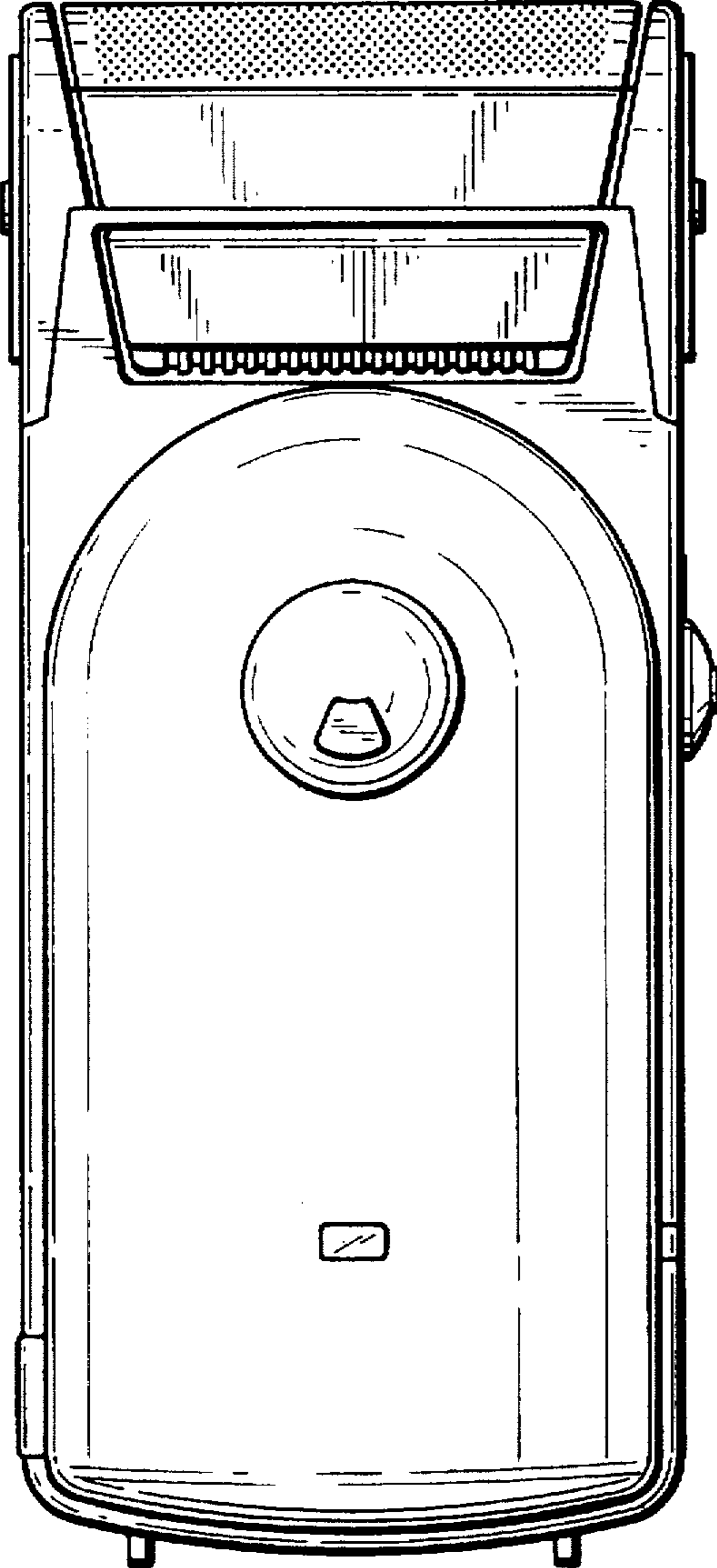


Fig. 3

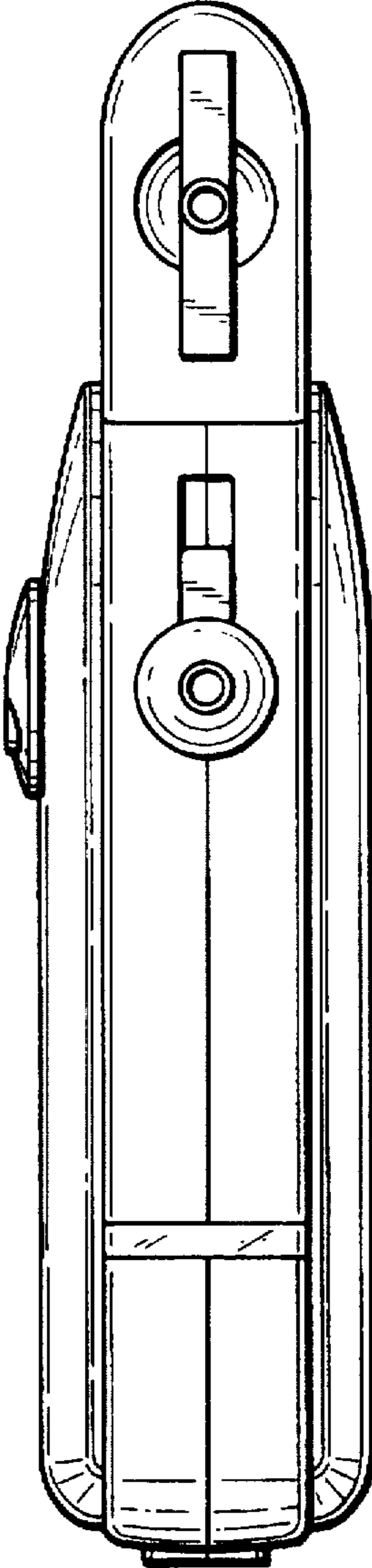


Fig. 7




Fig. 6




Fig. 5




Fig. 4

