



US00D393913S

United States Patent [19]
Edsall

[11] **Patent Number: Des. 393,913**

[45] **Date of Patent: **Apr. 28, 1998**

[54] **AUXILIARY BRAKE LIGHT FOR VEHICLES**

Primary Examiner—Marcus A. Jackson

[76] **Inventor: Gwendolyn F. Edsall, 997 Appel La.,
Dowell, Md. 20629**

[57] **CLAIM**

[**] **Term: 14 Years**

The ornamental design for an auxiliary brake light for vehicles, as shown.

[21] **Appl. No.: 72,190**

DESCRIPTION

[22] **Filed: Jun. 12, 1997**

FIG. 1 is a left side plan view of an auxiliary brake light for vehicles of the present invention;

[51] **LOC (6) Cl. 26-06**

FIG. 2 is a right side plan view of an auxiliary brake light for vehicles of FIG. 1;

[52] **U.S. Cl. D26/28**

[58] **Field of Search** D10/114, 115,
D10/104, 109; D26/28, 30, 31, 32; 362/61,
63, 66, 67, 80.1

FIG. 3 is a front plan view of an auxiliary brake light for vehicles of FIG. 1;

FIG. 4 is a back plan view of an auxiliary brake light for vehicles of FIG. 1;

[56] **References Cited**



U.S. PATENT DOCUMENTS

D. 313,661	1/1991	Kang	D26/31
D. 316,230	4/1991	Munoz	D26/28
D. 332,234	1/1993	Yuen	D26/28
D. 381,923	8/1997	Rowe et al.	D26/28

FIG. 5 is a top plan view of an auxiliary brake light for vehicles of FIG. 1; and,

FIG. 6 is a bottom plan view of an auxiliary brake light for vehicles of FIG. 1.

1 Claim, 3 Drawing Sheets



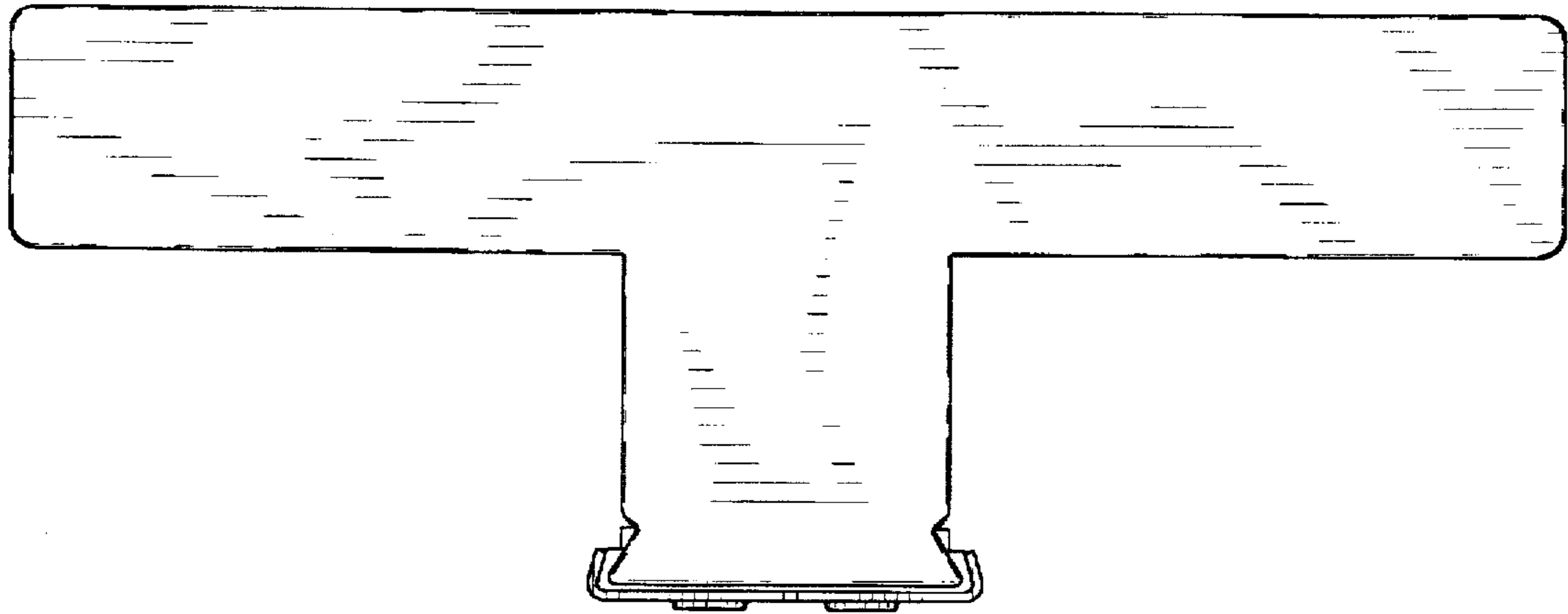


Fig. 2




Fig. 1




Fig. 3




Fig. 4

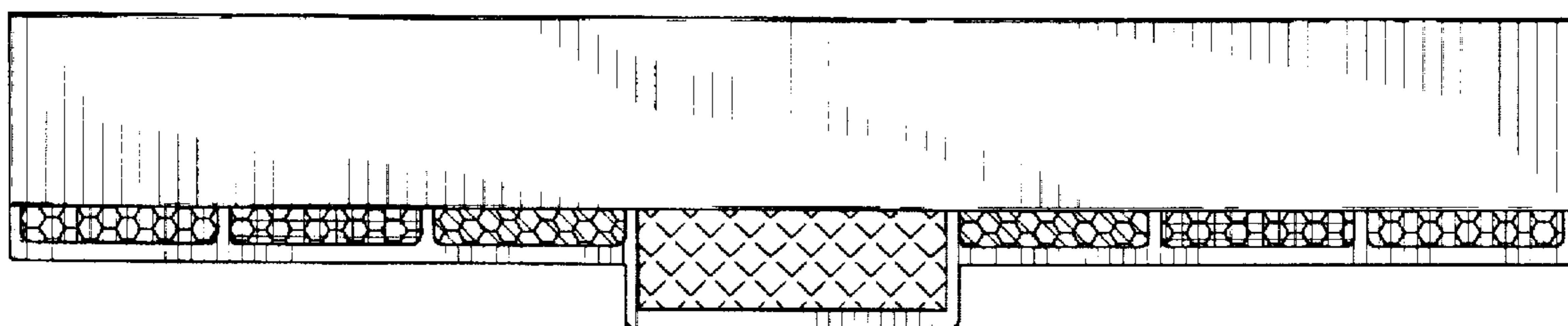


Fig. 5

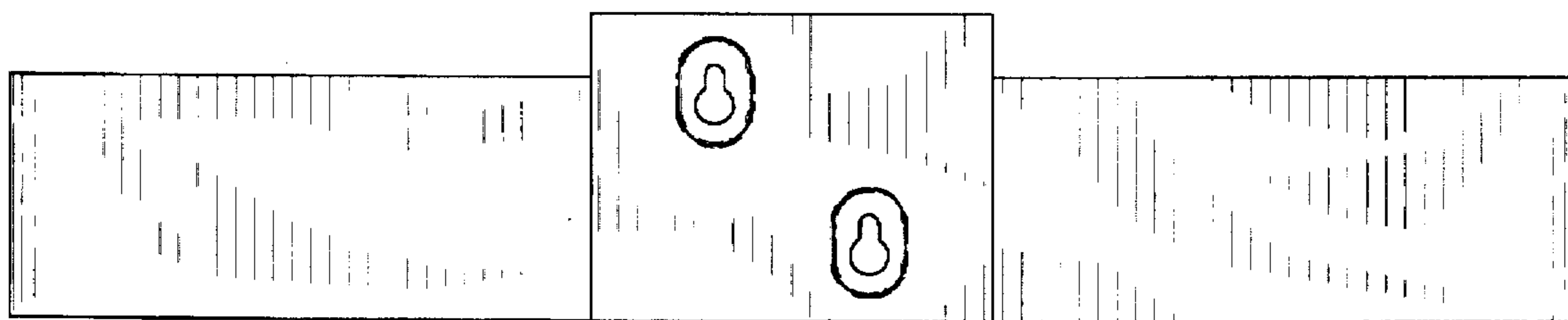


Fig. 6