

US00D393888S

United States Patent [19]
Callif

[11] **Patent Number: Des. 393,888**
[45] **Date of Patent: **Apr. 28, 1998**

[54] **CHILDREN'S RIDE-ON VEHICLE**
[75] **Inventor: Adam W. Callif, East Aurora, N.Y.**
[73] **Assignee: Mattel, Inc., El Segundo, Calif.**
[**] **Term: 14 Years**
[21] **Appl. No.: 66,295**
[22] **Filed: Feb. 10, 1997**
[51] **LOC (6) Cl. 21-01**
[52] **U.S. Cl. D21/78**
[58] **Field of Search D21/71-81, 128,**
D21A31, 132-141; D12/87, 88; 446/424,
425, 427, 433, 440, 454, 456, 457, 462,
465, 470; 280/1.13, 828, 87.01, 87.021,
47.11

D. 311,760 10/1990 Harrod .
D. 314,997 2/1991 Harrod .
D. 322,998 1/1992 Harrod .
D. 327,512 6/1992 Harrod .
D. 328,317 7/1992 Harrod .
D. 333,327 2/1993 Plater-Zyberk D21/76
D. 366,071 1/1996 Harrod .
D. 383,807 9/1997 Chol D21/136
2,973,220 2/1961 White .
3,116,073 12/1963 Ott et al. .
3,566,536 3/1971 Baynes et al. .
3,703,785 11/1972 Pfeilstück et al. .
4,453,763 6/1984 Richards .
4,513,981 4/1985 DeGraaff et al. .
4,575,355 3/1986 Lee et al. .
4,709,958 12/1987 Harrod .

FOREIGN PATENT DOCUMENTS

536040 11/1955 Italy .

OTHER PUBLICATIONS

Playthings Catalog, 1976, p. 271.
Tomy Catalog, 1984, p. 9.
Tonka Turns Toward Tomorrow Catalog, 1984, pp. 10 and 16.
Sears Wish Book, 1985, p. 572.
Just For Kids, Fall 1990, p. 34.
Power Wheels 1991 Catalog, pp. 8, 12, 15, 21-23.
Power Wheels 1994 Catalog, pp. 4, 6-14, 17-23.
Fisher-Price 1996 Pre-Toyfair Catalog, pp. 61-63.
Fisher-Price Toyfair 1996 Catalog, p. 88.

Primary Examiner—Raphael Barkai
Attorney, Agent, or Firm—Kolisch, Hartwell, Dickinson, McCormack & Heuser

[57] **CLAIM**

The ornamental design for children's ride-on vehicle, as shown and described.

DESCRIPTION

FIG. 1 is a top plan view of a children's ride-on toy vehicle showing my new design, with visible environmental structure shown in broken lines;

[56] **References Cited**

U.S. PATENT DOCUMENTS

D. 58,255 6/1921 Phillips .
D. 176,157 11/1955 Scanland .
D. 189,582 1/1961 Gurr .
D. 222,755 12/1971 Michael .
D. 227,492 6/1973 Wood .
D. 227,921 7/1973 Tachi .
D. 230,970 3/1974 Loiselle .
D. 244,101 4/1977 Goldberg .
D. 254,262 2/1980 Swearingen .
D. 256,150 7/1980 Lofton D21/76
D. 260,665 9/1981 Yamashina D21/137
D. 261,784 11/1981 Fisher .
D. 262,564 1/1982 Yamashina D21/136
D. 271,315 11/1983 Nottingham et al. .
D. 272,166 1/1984 Orenstein .
D. 276,034 10/1984 Makita et al. .
D. 279,913 7/1985 Matsushiro .
D. 281,793 12/1985 Harrod .
D. 285,466 9/1986 Ohno .
D. 285,947 9/1986 Blumenthal .
D. 292,009 9/1987 Harrod .
D. 299,663 1/1989 Harrod .
D. 299,666 1/1989 Harrod .
D. 301,265 5/1989 Ishizawa .
D. 307,609 5/1990 Harrod .
D. 307,610 5/1990 Harrod .

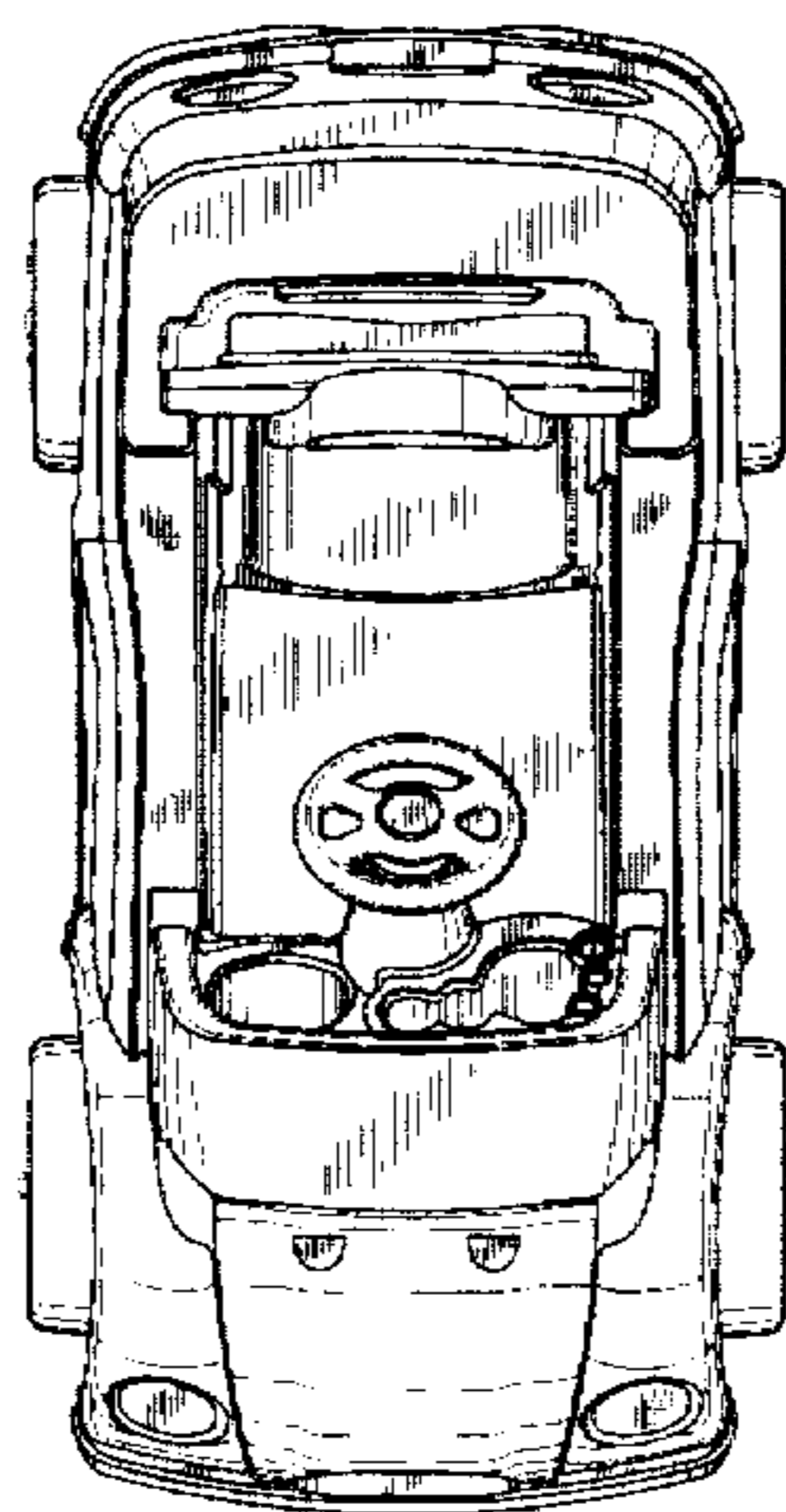


FIG. 2 is a left side elevational view thereof, with the right side elevational view thereof being a mirror image of FIG. 2, and with visible environmental structure shown in broken lines;

FIG. 3 is a front elevational view thereof, with visible environmental structure shown in broken lines;

FIG. 4 is a rear elevational view thereof, with visible environmental structure shown in broken lines;

FIG. 5 is a top plan view of an alternative embodiment of my new design, with visible environmental structure shown in broken lines;

FIG. 6 is a left side elevational view thereof, with the right side elevational view thereof being a mirror image of FIG. 5, and with visible environmental structure shown in broken lines;

FIG. 7 is a front elevational view thereof, with visible environmental structure shown in broken lines; and,

FIG. 8 is a rear elevational view thereof, with visible environmental structure shown in broken lines.

1 Claim, 6 Drawing Sheets

Fig. 1

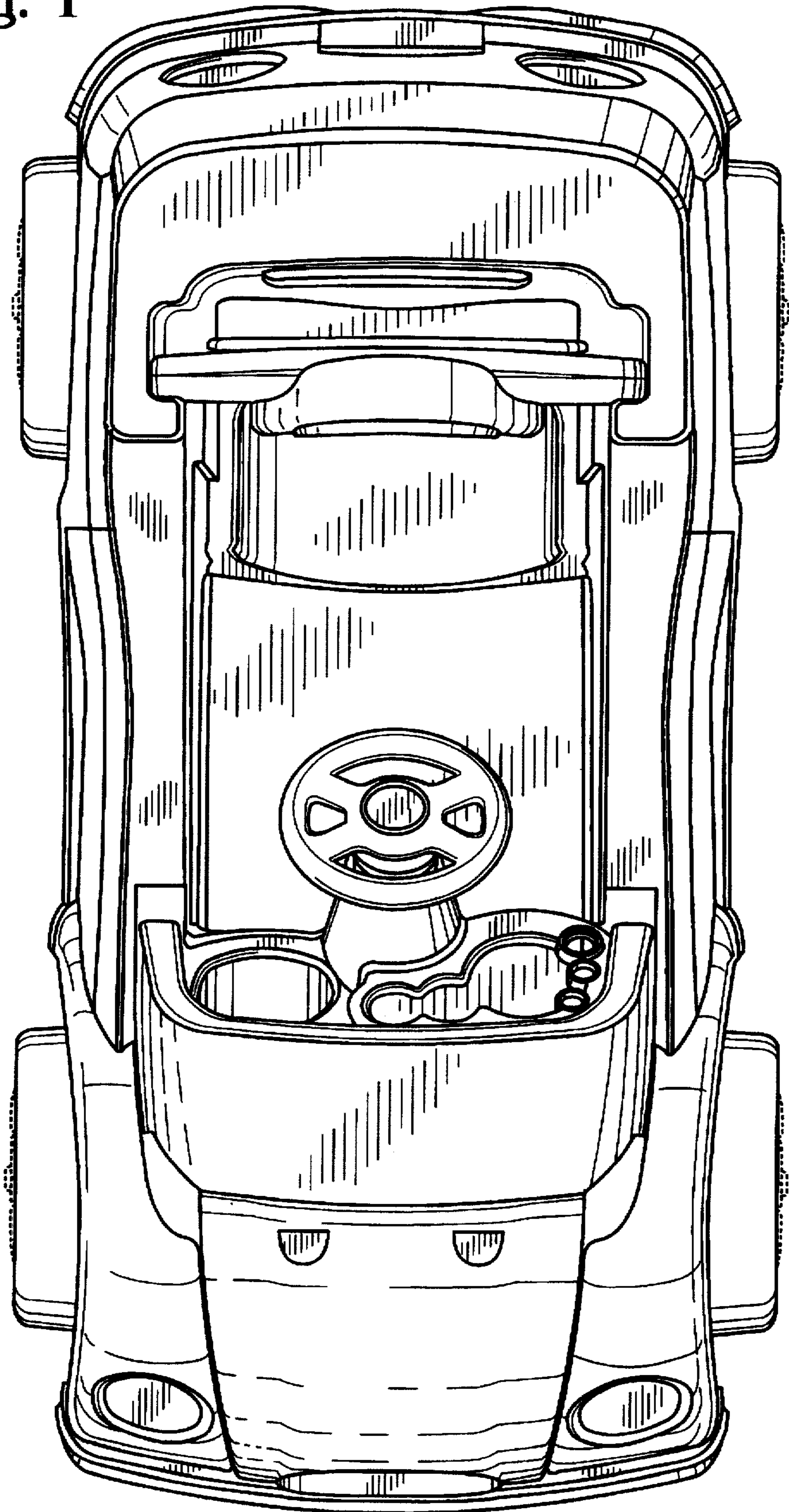


Fig. 2

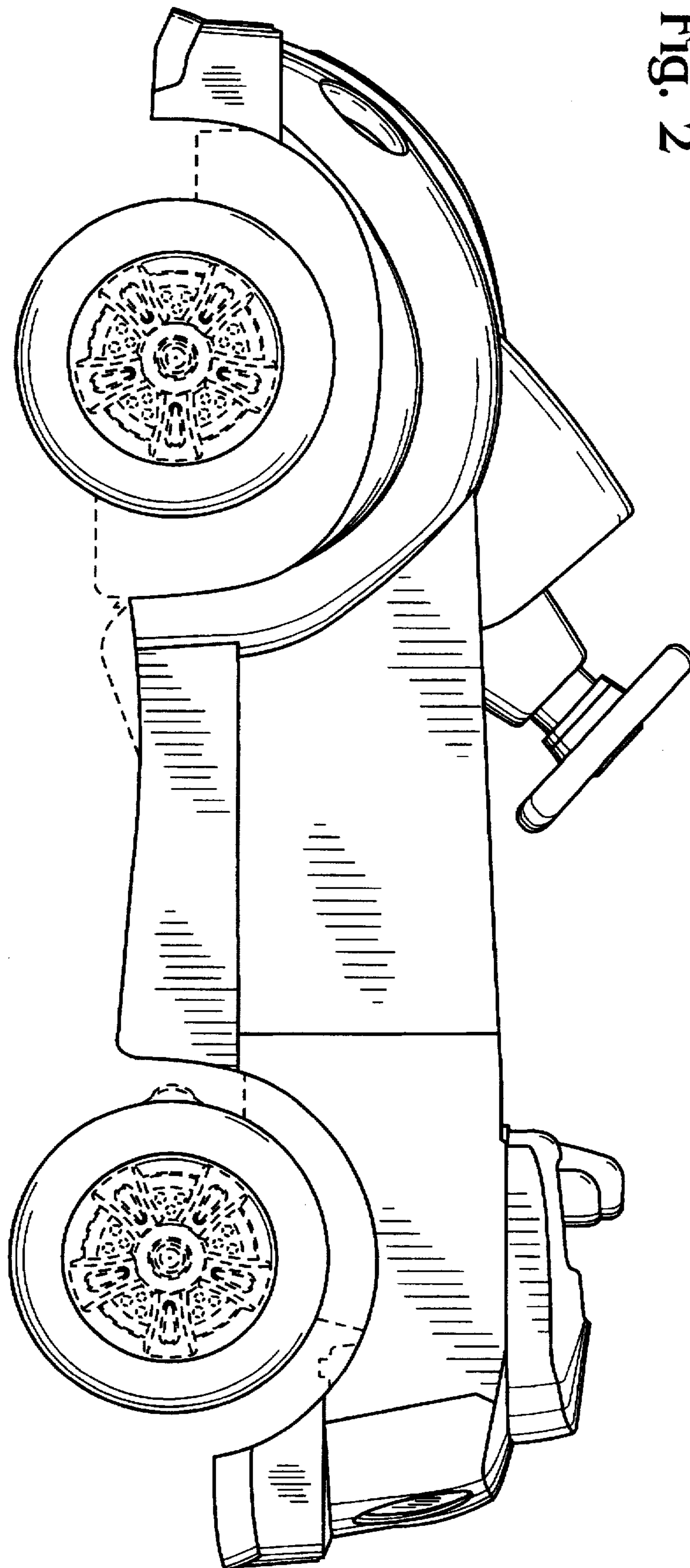


Fig. 3

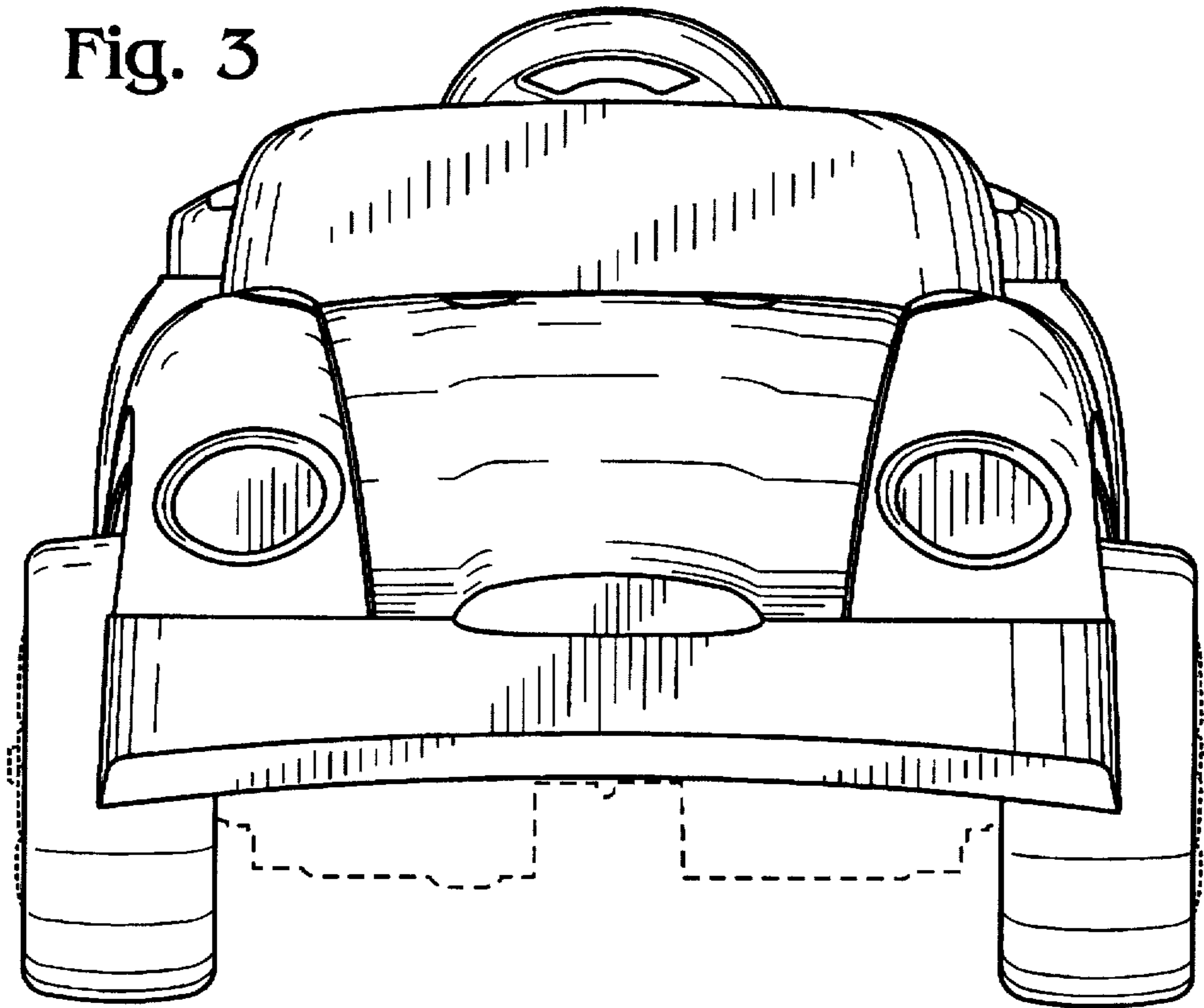


Fig. 4

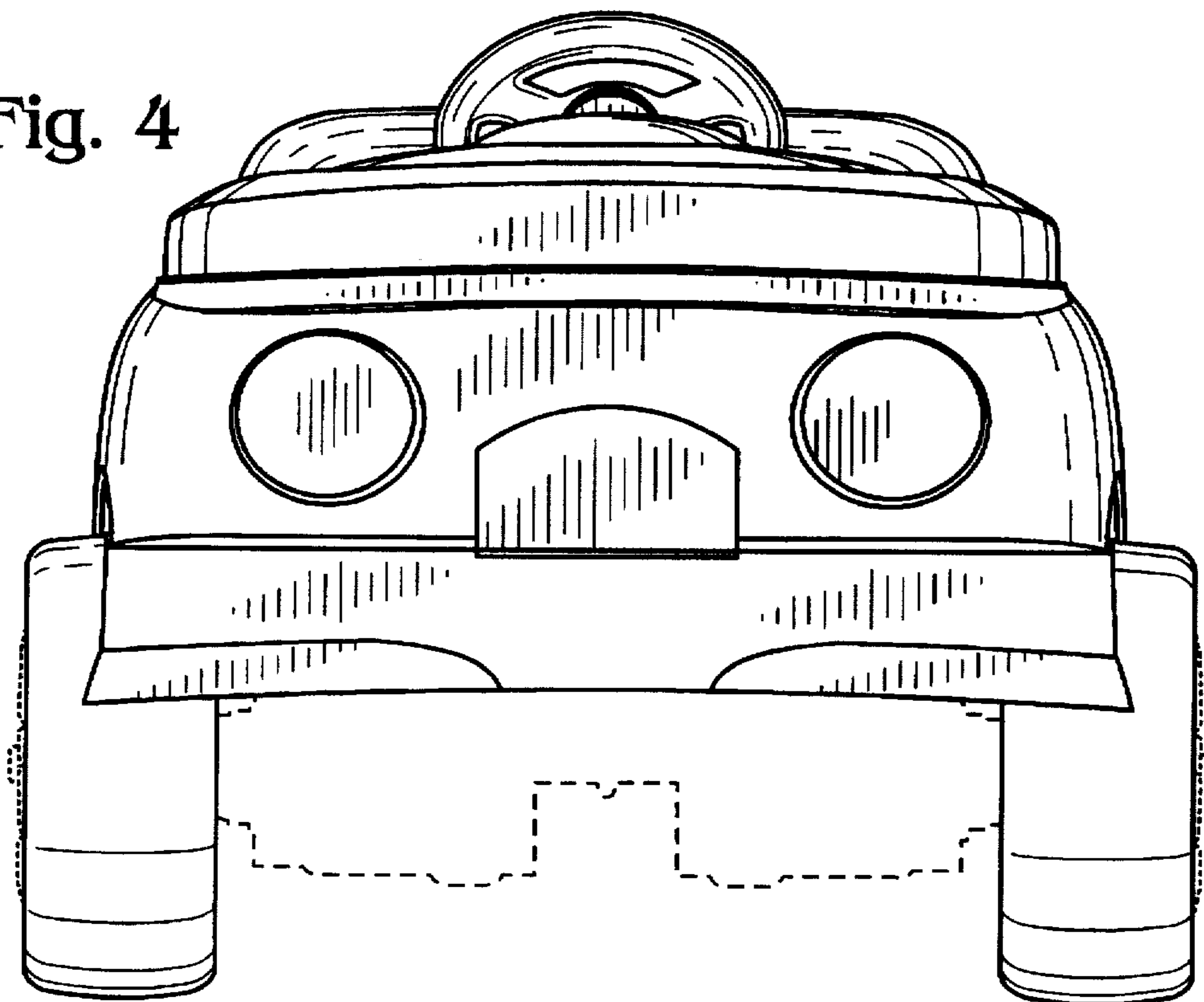


Fig. 5

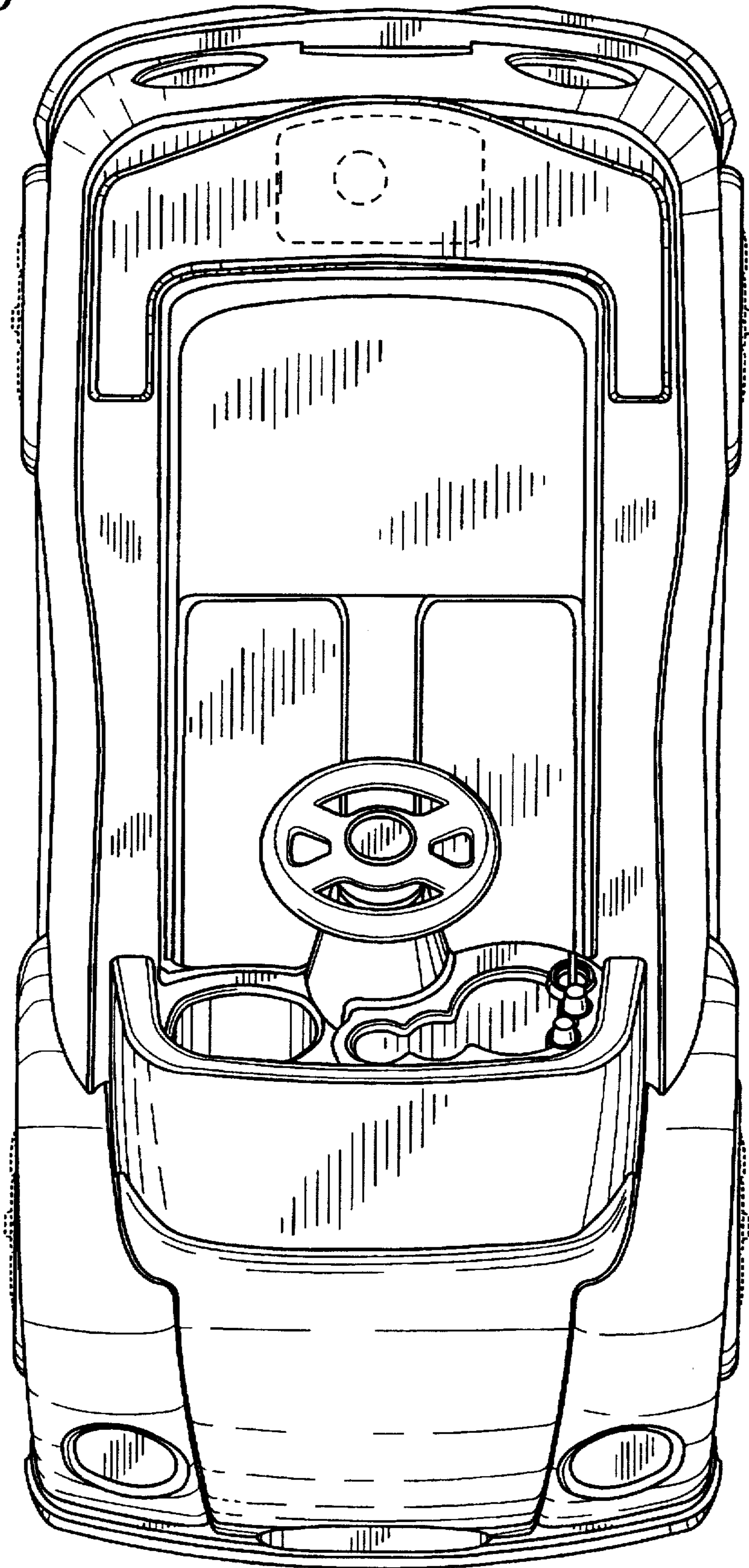


Fig. 6

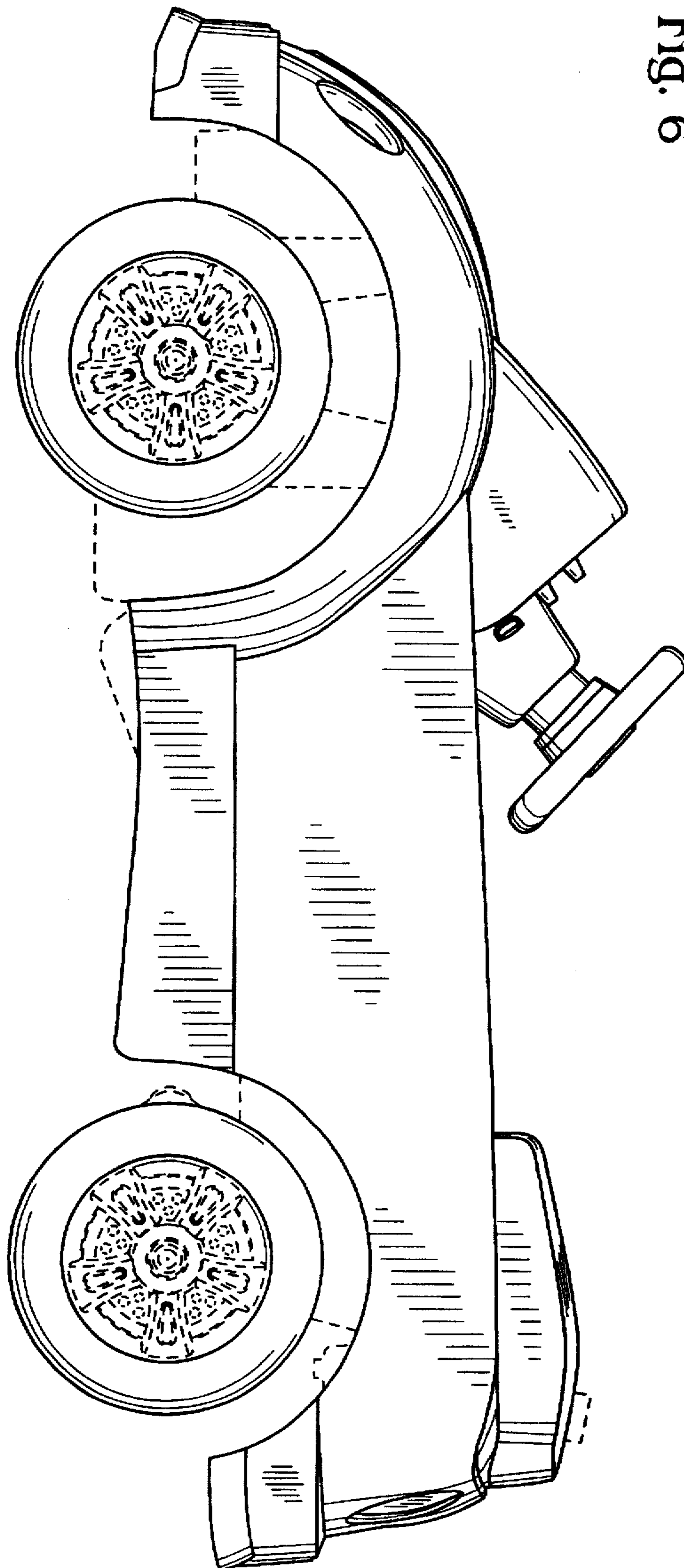


Fig. 7

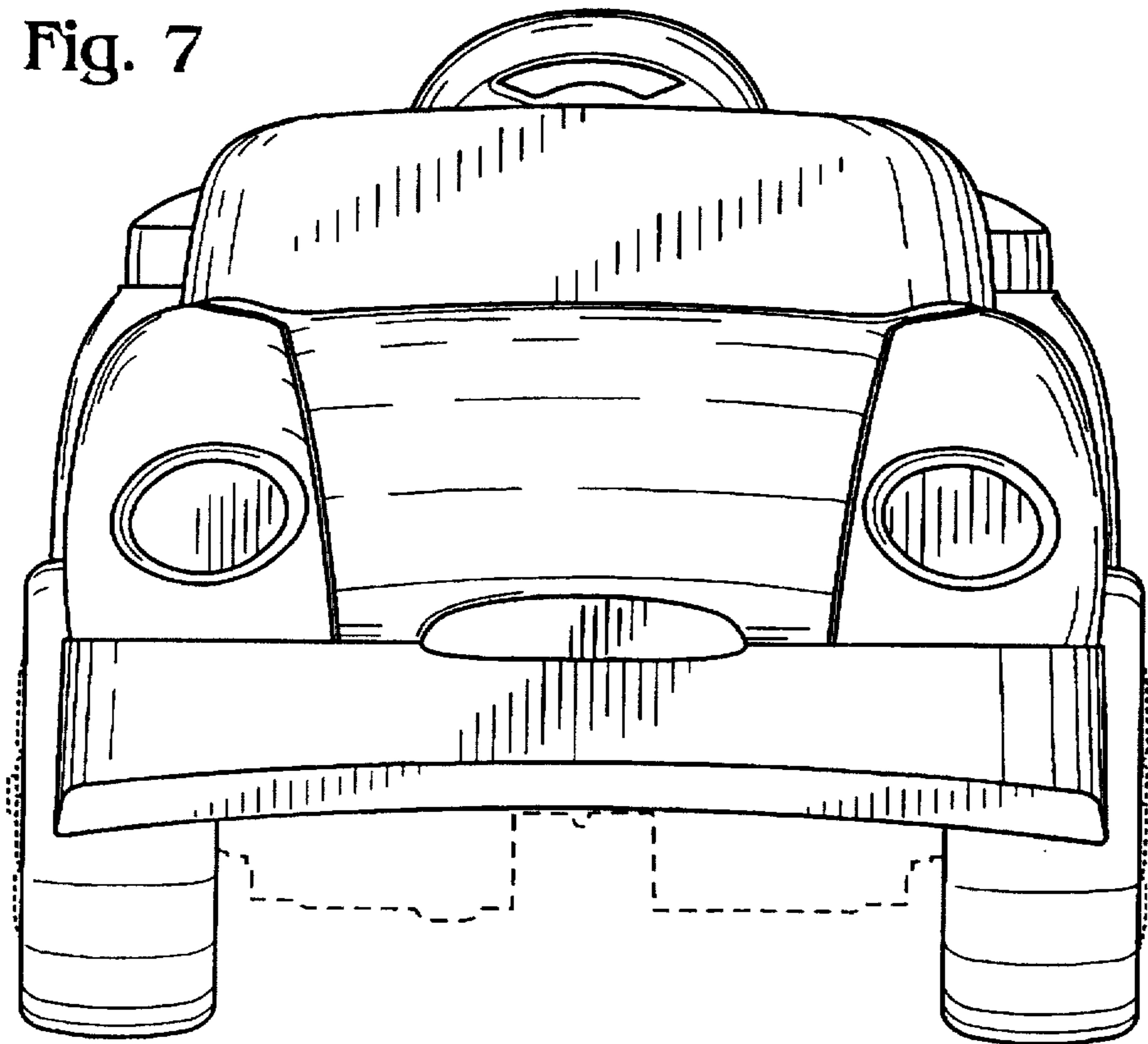


Fig. 8

