



US00D393872S

**United States Patent** [19]  
**Hodes**

[11] **Patent Number:** **Des. 393,872**  
[45] **Date of Patent:** **\*\*Apr. 28, 1998**

[54] **EXTERIOR OF A BINDER COVER**

[75] **Inventor:** Alan Hodes, Front Royal, Va.

[73] **Assignee:** Pen-Tab Industries, Inc., Front Royal, Va.

[\*\*] **Term:** 14 Years

[21] **Appl. No.:** 54,112

[22] **Filed:** May 7, 1996

[51] **LOC (6) Cl.** ..... 19-04

[52] **U.S. Cl.** ..... D19/26

[58] **Field of Search** ..... D19/26, 27, 28,  
D19/29, 30, 32; 402/70, 71, 72, 79, 80 R;  
281/21.1, 29

[56] **References Cited**

**U.S. PATENT DOCUMENTS**

D. 162,525	3/1951	De Vry	.....	D19/29 X
D. 171,110	12/1953	Shirley	.....	D19/26 X
D. 190,625	6/1961	Cox	.	
D. 259,749	7/1981	McDonald	.	
D. 263,095	2/1982	Wajs et al.	.	
D. 271,919	12/1983	Duffy	.	
D. 278,859	5/1985	Katz et al.	.	
D. 290,022	5/1987	Schafer	.	
D. 292,989	12/1987	Gordon	.	
D. 312,278	11/1990	Moor	.	
D. 319,729	9/1991	Kogutt	.	
D. 322,987	1/1992	Testro et al.	.....	D19/26
D. 323,528	1/1992	Anderson	.	
D. 343,862	2/1994	Wyant	.	
D. 348,901	7/1994	Mininno	.	
D. 352,604	11/1994	Johnson	.	
D. 353,836	12/1994	Carvelli et al.	.....	D19/27
D. 354,767	1/1995	Ruskin	.	
D. 357,935	5/1995	Williams	.....	D19/27
4,838,724	6/1989	Spence, Jr.	.	
5,219,437	6/1993	Moor et al.	.	

**OTHER PUBLICATIONS**

1996 Spalding Catalog (©1995).

*Primary Examiner*—Pamela J. Burgess

*Attorney, Agent, or Firm*—Finnegan, Henderson, Farabow, Garrett & Dunner, L.L.P.

[57] **CLAIM**

The ornamental design for an exterior of a binder cover, as shown and described.

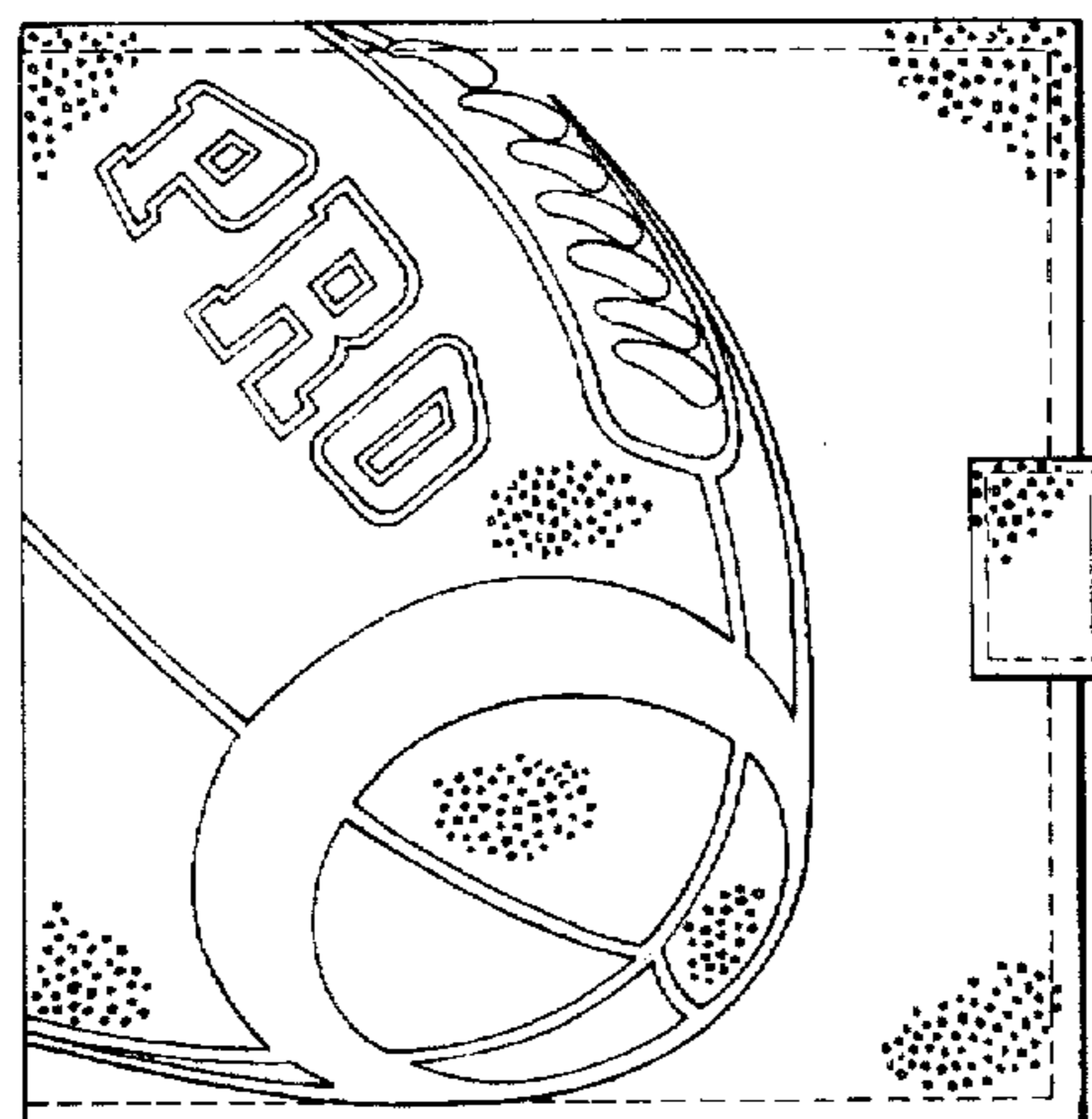
**DESCRIPTION**

FIG. 1 is a front elevational view of an exterior of a binder cover, in a closed position, embodying my design;  
 FIG. 2 is a rear elevational view thereof;  
 FIG. 3 is a left elevational view thereof;  
 FIG. 4 is a right elevational view thereof;  
 FIG. 5 is a top plan view thereof, the bottom plan view being a mirror image thereof;  
 FIG. 6 is a front elevational view of an exterior of a binder cover, in an open position, embodying my design;  
 FIG. 7 is a top plan view thereof;  
 FIG. 8 is a front elevational view of an exterior of a binder cover, in an open position, embodying a second embodiment of my invention;  
 FIG. 9 is a front elevational view of an exterior of a binder cover, in a closed position, embodying the second embodiment of my invention;  
 FIG. 10 is a right elevational view thereof, the left elevational view being identical to FIG. 3;  
 FIG. 11 is a top plan thereof, the bottom plan view being a mirror image thereof;  
 FIG. 12 is a front elevational view of an exterior of a binder cover, in a closed position, embodying a third embodiment of my invention, the rear, left and right elevational view thereof being identical to FIG. 2, 3 and 4 respectively;  
 FIG. 13 is a front elevational view of an exterior of a binder cover, in an open position, embodying the third embodiment of my invention;  
 FIG. 14 is an enlarged view of a portion of the exterior of a binder cover showing the texture of the material, it being understood that the pattern is common to all embodiments of my design; and,  
 FIG. 15 is an enlarged cross-sectional view along line 15—15 in FIG. 14.

For the sake of clarity, FIG. 15 only depicts the profiles of the texture nubs directly along line 15—15.

The broken lines representing indicia in FIGS. 12 and 13 are for illustrative purposes only and form no part of the third embodiment of the claimed design.

**1 Claim, 8 Drawing Sheets**



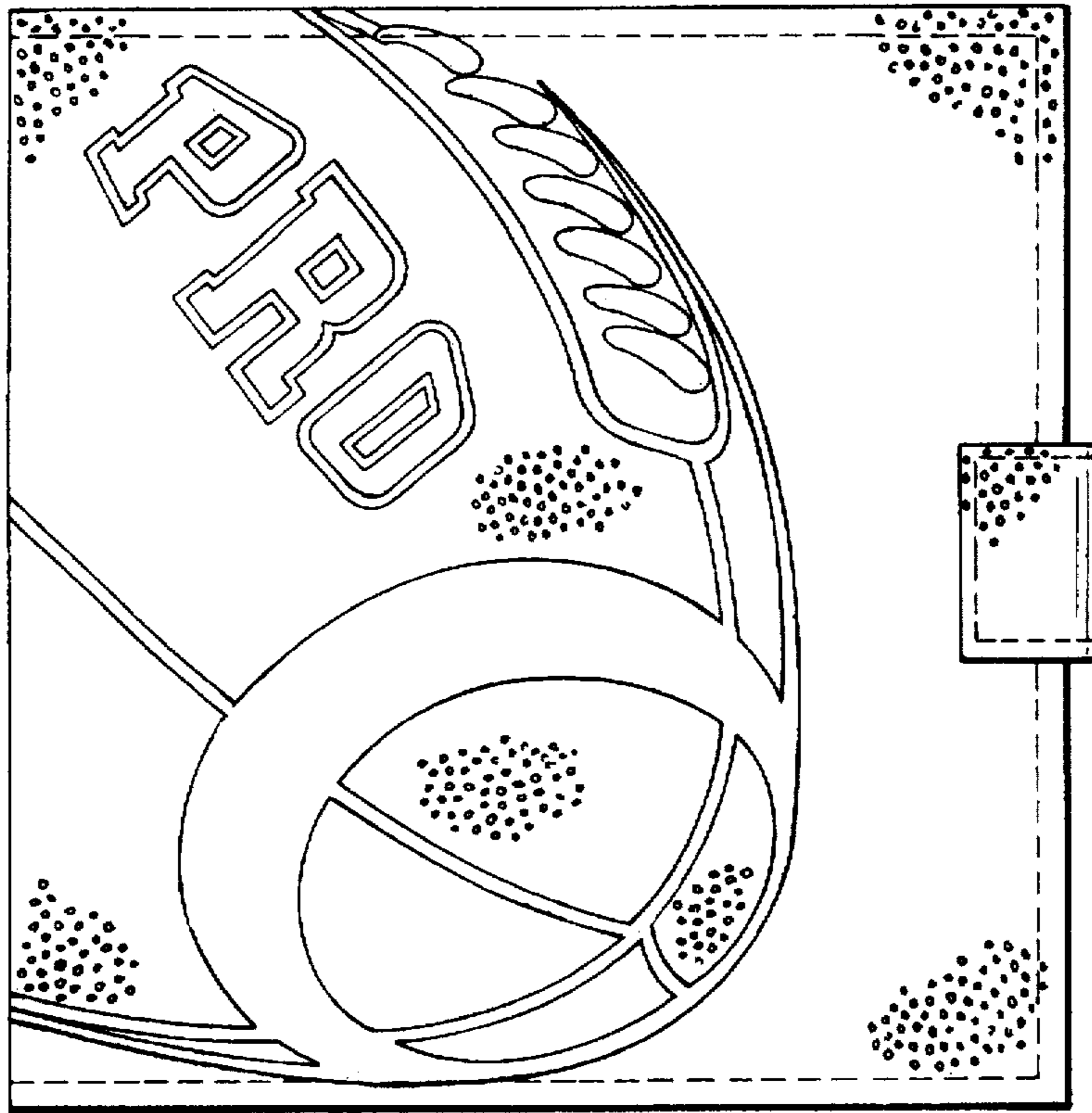


FIG. 1

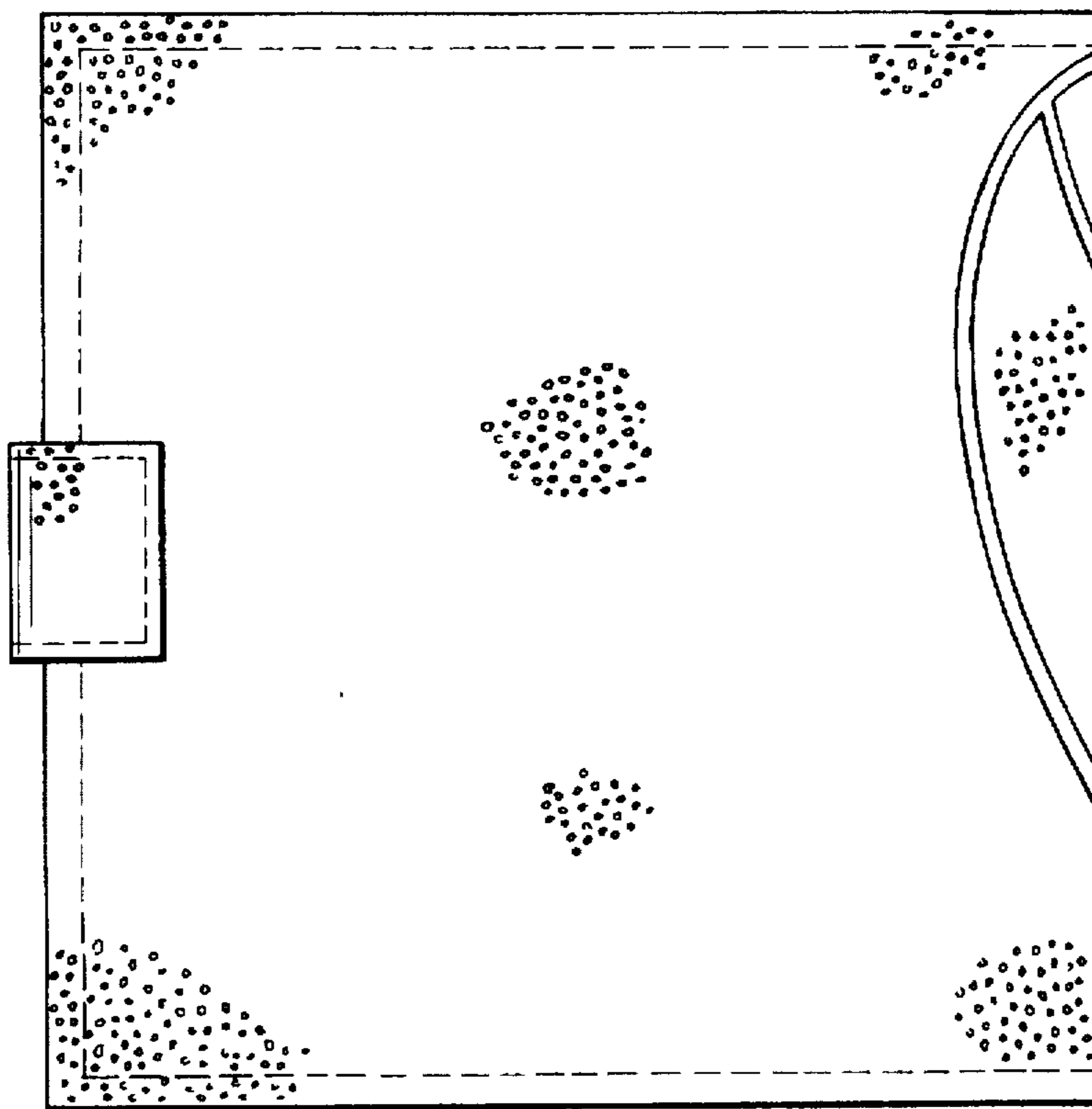


FIG. 2

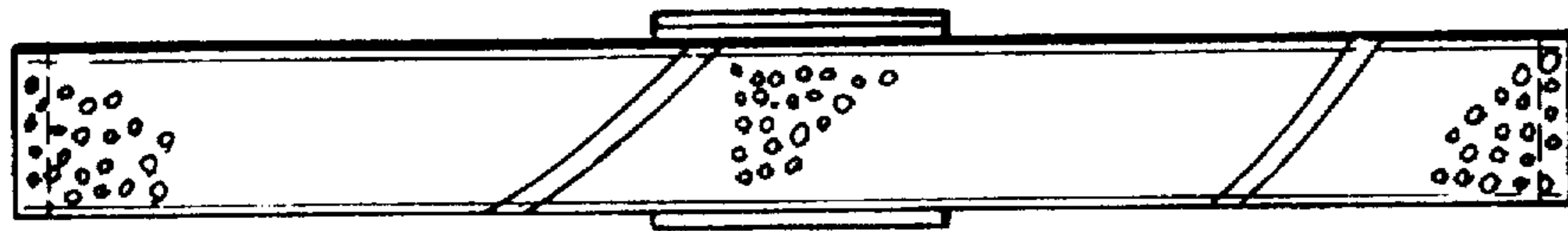


FIG. 3




FIG. 4



FIG. 5

FIG. 6

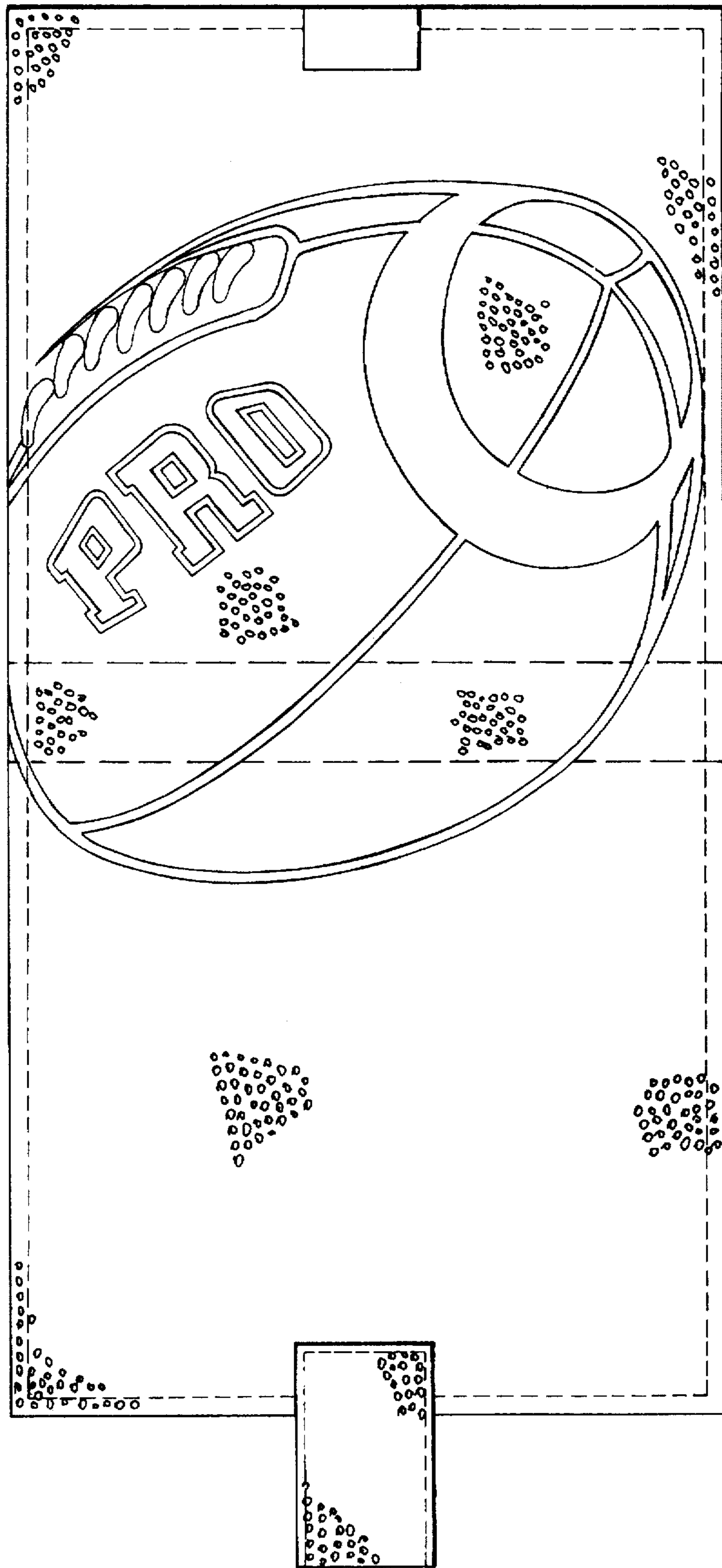


FIG. 7



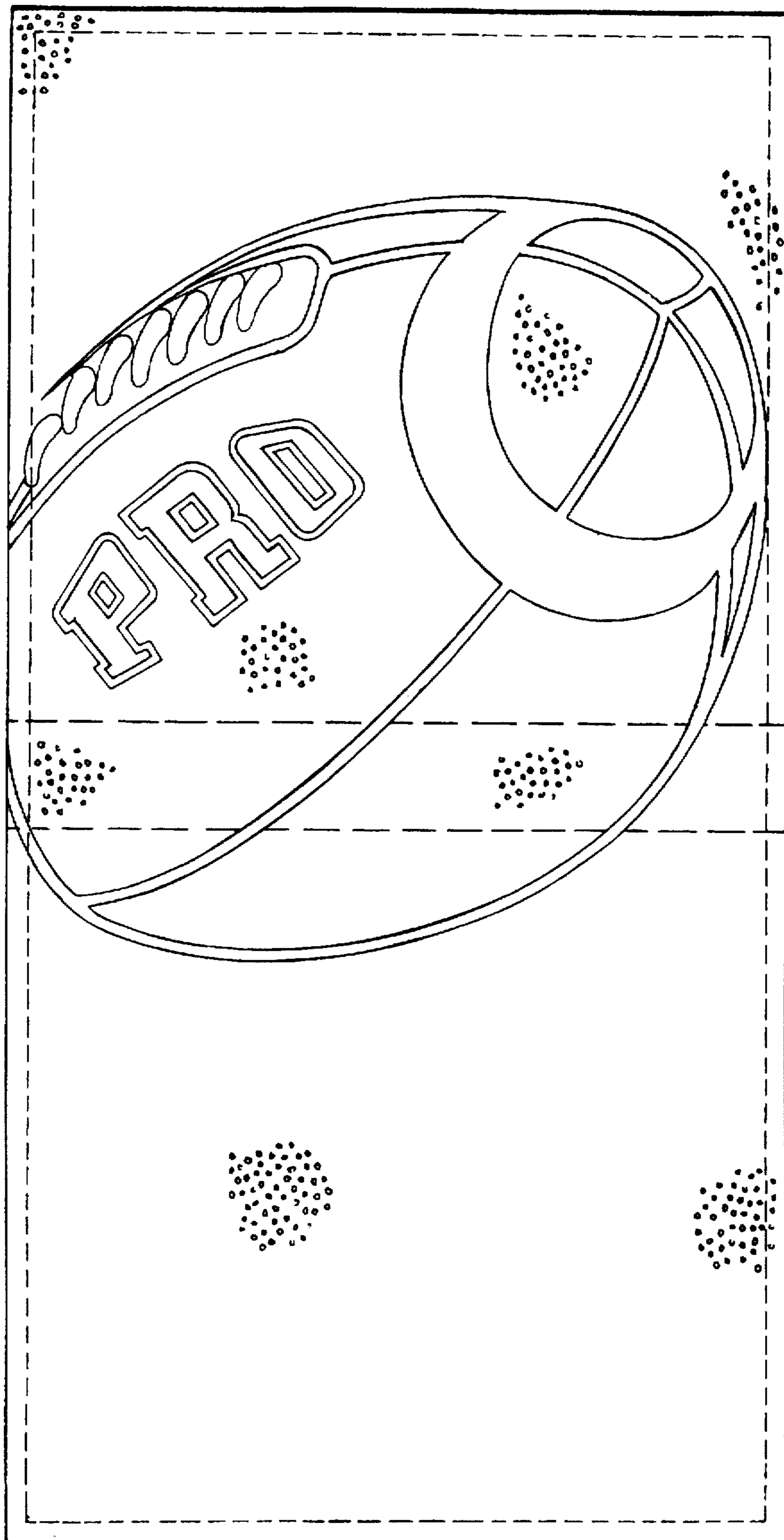


FIG. 8




FIG. 10



FIG. 11

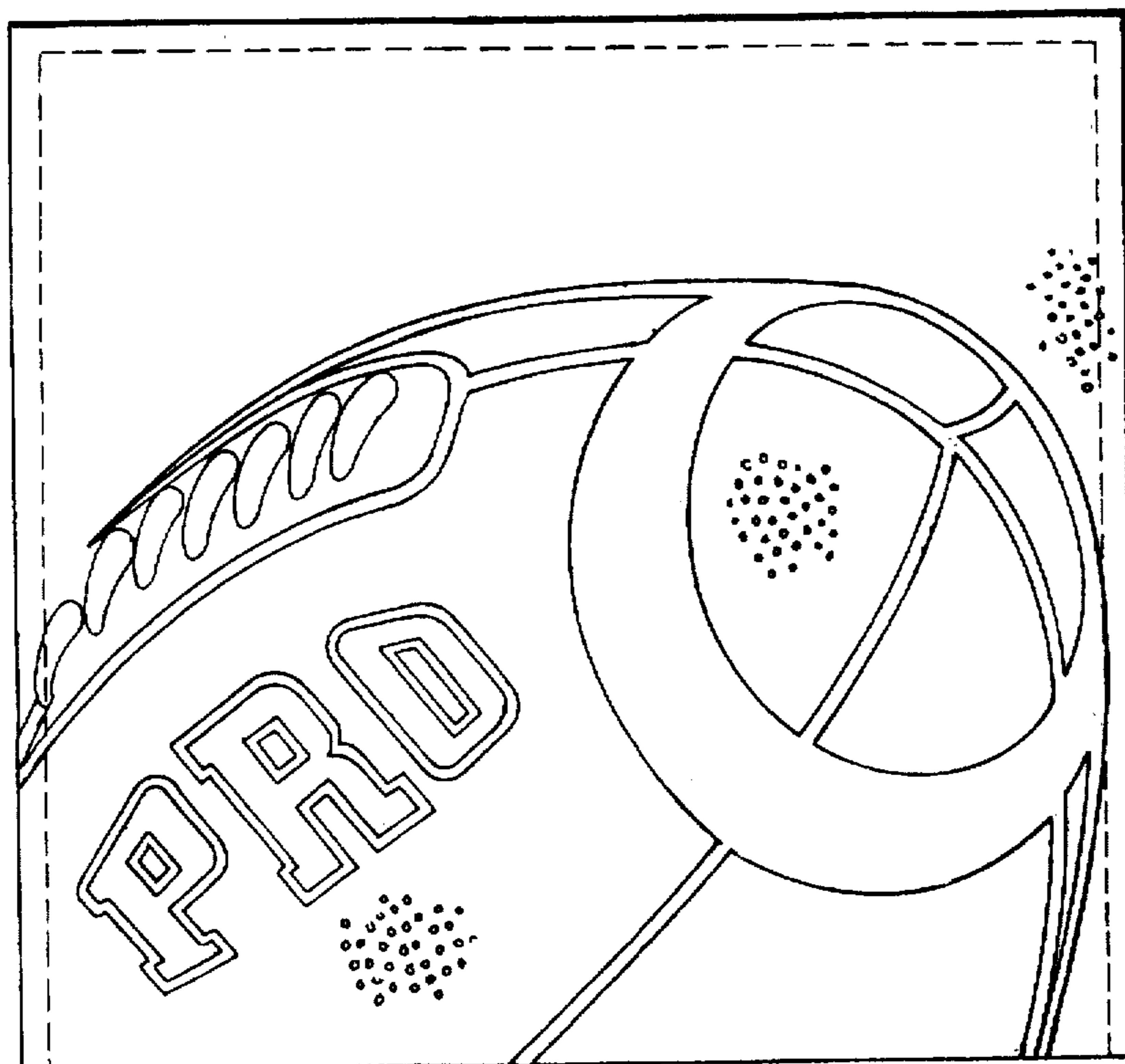


FIG. 9

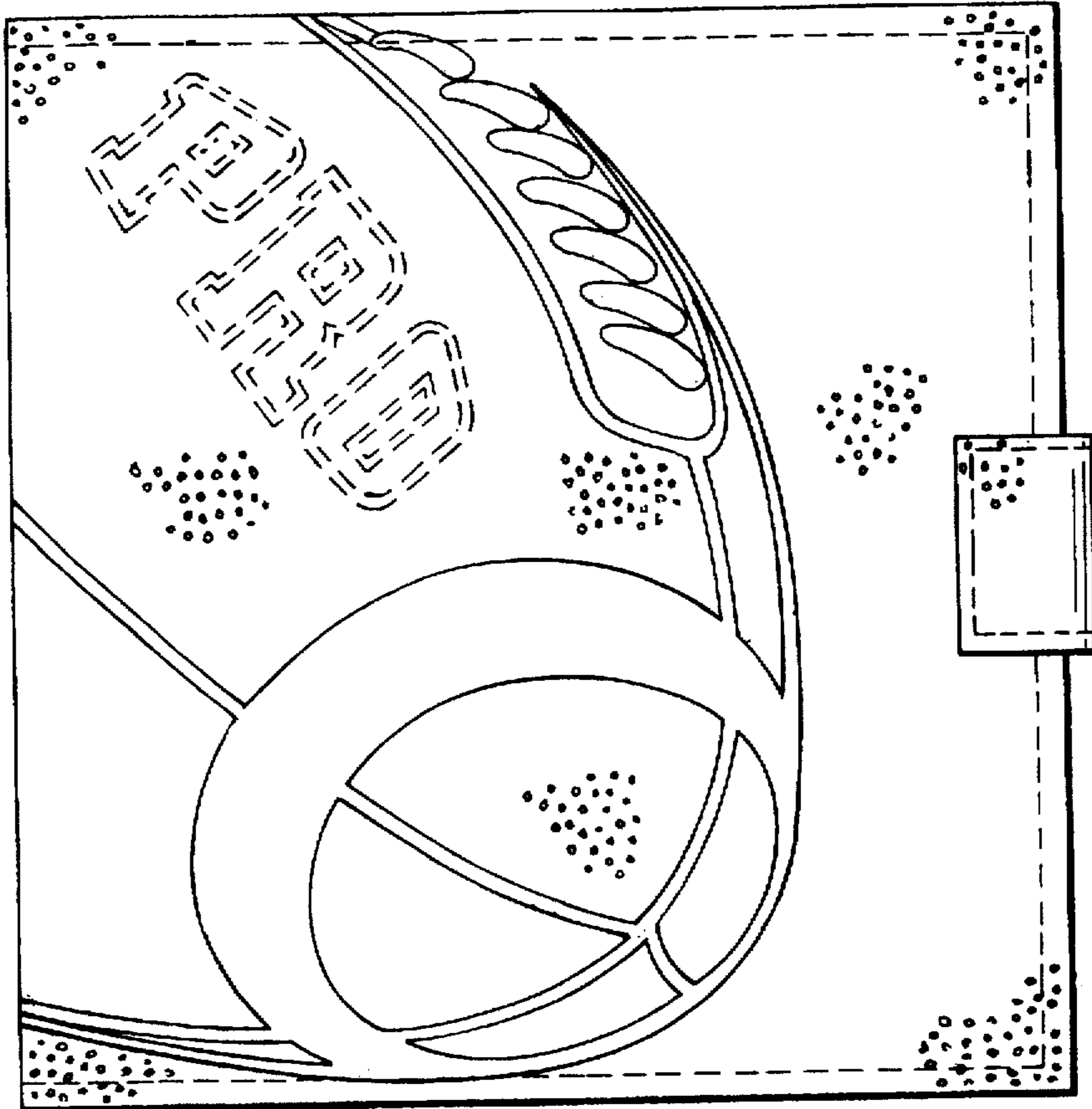


FIG. 12

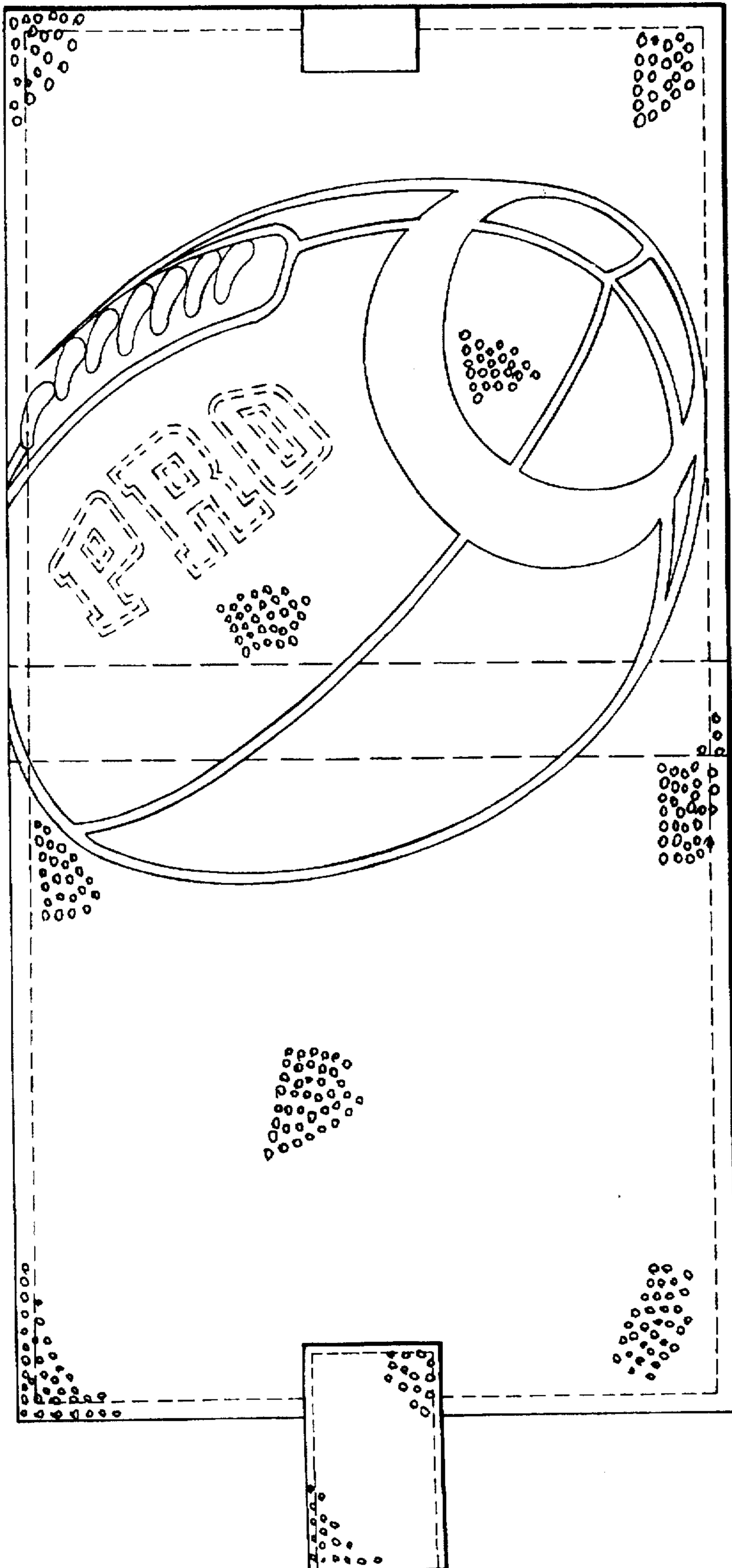


FIG. 13



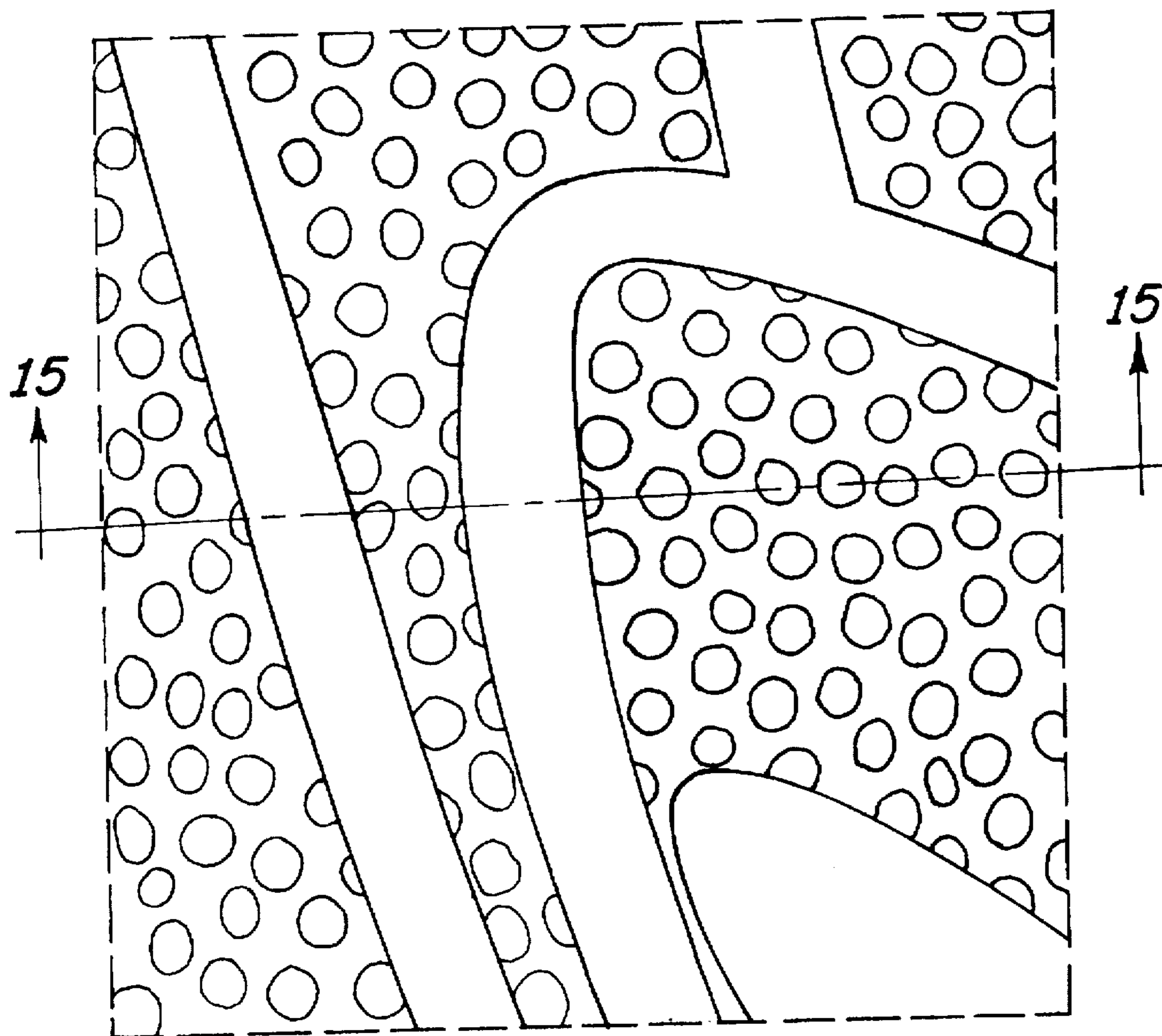


FIG. 14

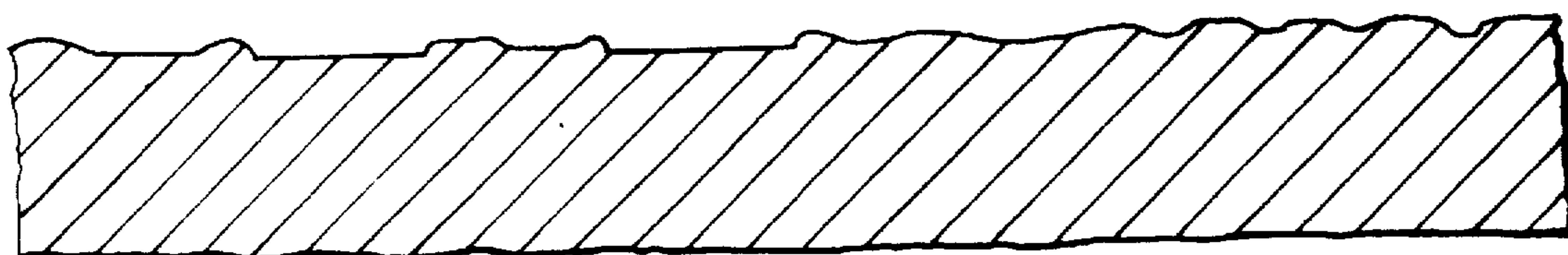


FIG. 15

UNITED STATES PATENT AND TRADEMARK OFFICE  
Certificate

Patent No. D. 393,872

Patented: April 28, 1998

On petition requesting issuance of a certificate for correction of inventorship pursuant to 35 U.S.C. 256, it has been found that the above identified patent, through error and without deceptive intent, improperly sets forth the inventorship.

Accordingly, it is hereby certified that the correct inventorship of this patent is: Deborah L. Hodes, Front Royal, VA.

Signed and Sealed this Twenty-Seventh Day of July, 1999.

ALAN P. DOUGLAS  
*Supervisory Patent Examiner*  
Art Unit 2911