

US00D393868S

United States Patent [19]

Welling

[11] Patent Number: **Des. 393,868**

[45] Date of Patent: ****Apr. 28, 1998**

[54] **ELECTRIC VIOLIN**

[76] Inventor: **William B. Welling**, P.O. Box 285,
Averill Park, N.Y. 12018

[**] Term: **14 Years**

[21] Appl. No.: **62,228**

[22] Filed: **Nov. 12, 1996**

[51] **LOC (6) Cl.** **17-03**

[52] **U.S. Cl.** **D17/17; 84/274**

[58] **Field of Search** **D17/14, 17, 18,**
D17/19; 84/267, 291, 274, 275

FOREIGN PATENT DOCUMENTS

2265247 9/1993 United Kingdom 84/274

OTHER PUBLICATIONS

1996 Anderson, Stingray violin p. 1 of 1, p. 1 of 3.
<http://www.u-net.com/~starfish/home.htm> <http://www.u-net.com/~starfish/bowed.htm>
1996 Gibson F-5 p. 1 of 1, p. 3 of 4.
<http://www.mandozine.com/handmade/f5.123.html> <http://www.mandozine.com/gibsonf5.html#history>

Primary Examiner—Philip S. Hyder
Assistant Examiner—Adir Aronovich

[57] CLAIM

The ornamental design for an electric violin, as shown.

DESCRIPTION

FIG. 1 is a front, elevation view;
FIG. 2 is a right side view;
FIG. 3 is a rear, elevation view;
FIG. 4 is a left side view;
FIG. 5 is a top end view;
FIG. 6 is a bottom end view; and,
FIG. 7 is a front perspective view thereof.

1 Claim, 4 Drawing Sheets

[56] References Cited

U.S. PATENT DOCUMENTS

D. 87,721	9/1932	Kmetko	D17/17
D. 155,881	11/1949	Evers	D17/17
D. 256,369	8/1980	Leach	D17/17
D. 288,937	3/1987	Barrett	D17/17
3,853,032	12/1974	Freeman	84/291
4,304,164	12/1981	Baker	84/277
4,411,186	10/1983	Faivre	84/291
5,191,159	3/1993	Jordan	84/274
5,247,132	9/1993	Henderson	84/735

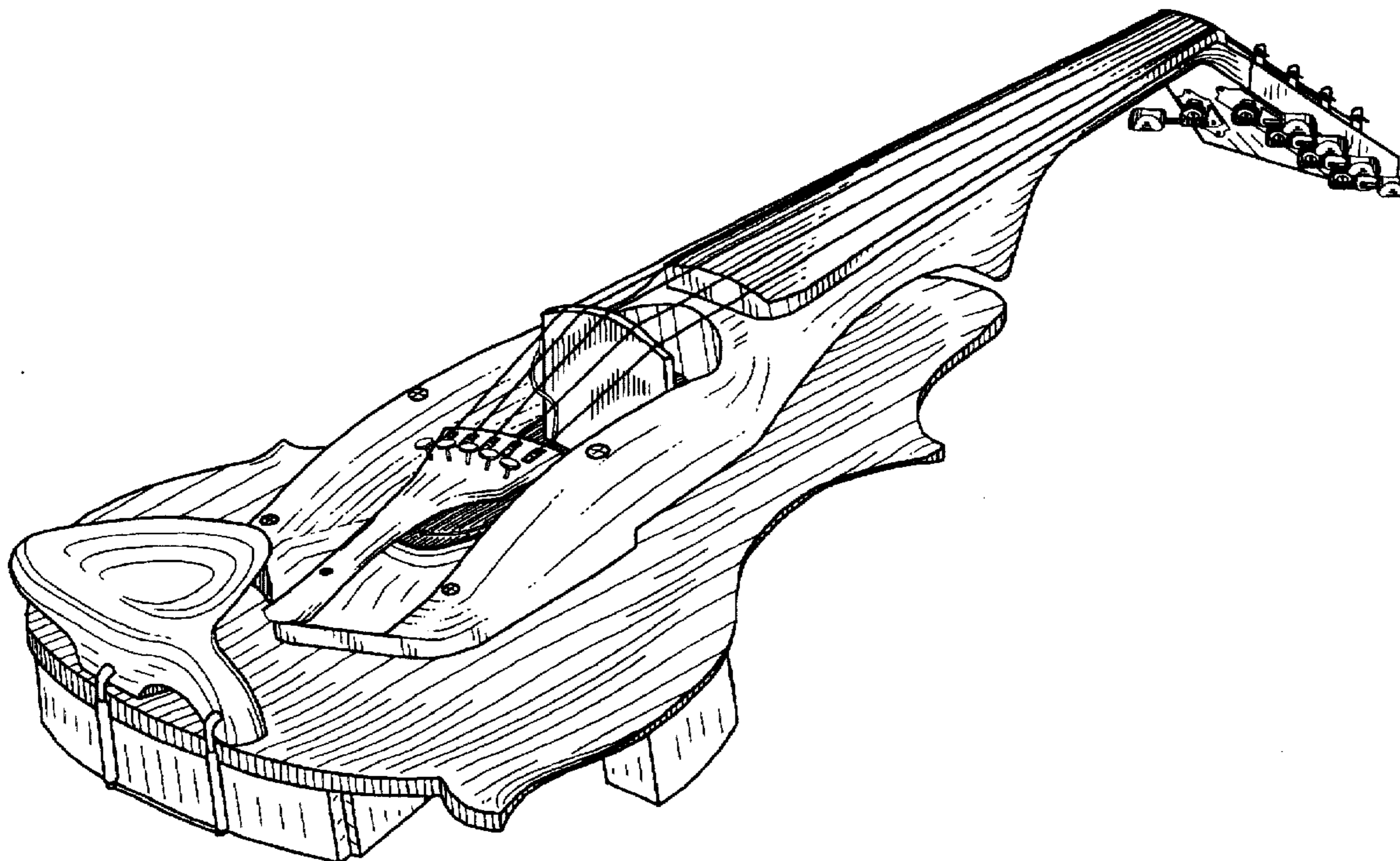


Fig. 1




Fig. 2

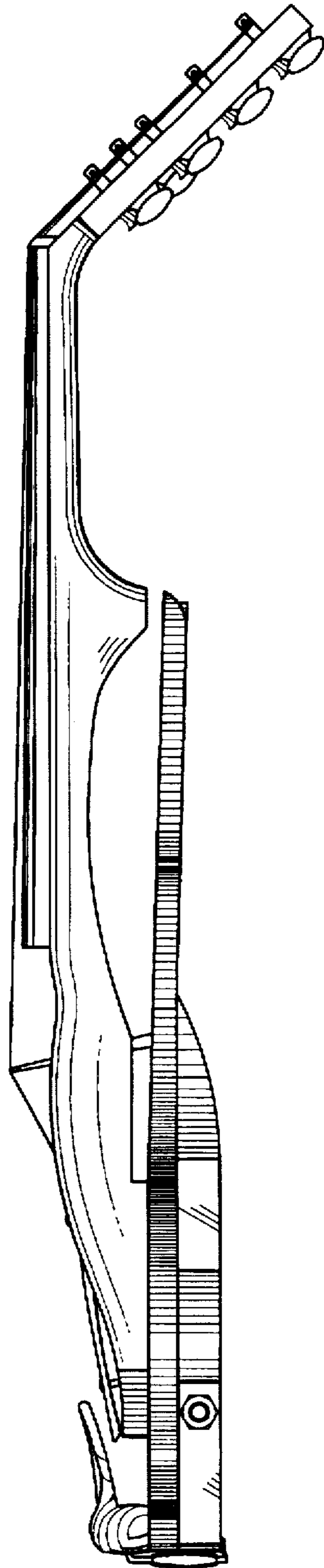


Fig. 3

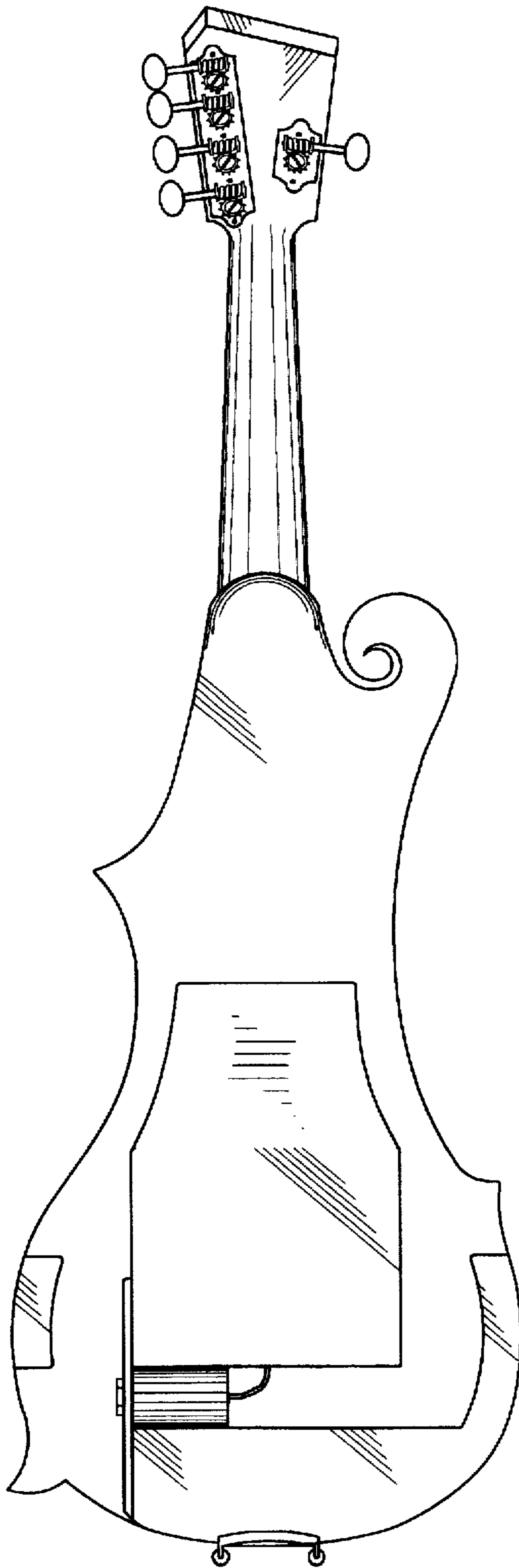


Fig. 4

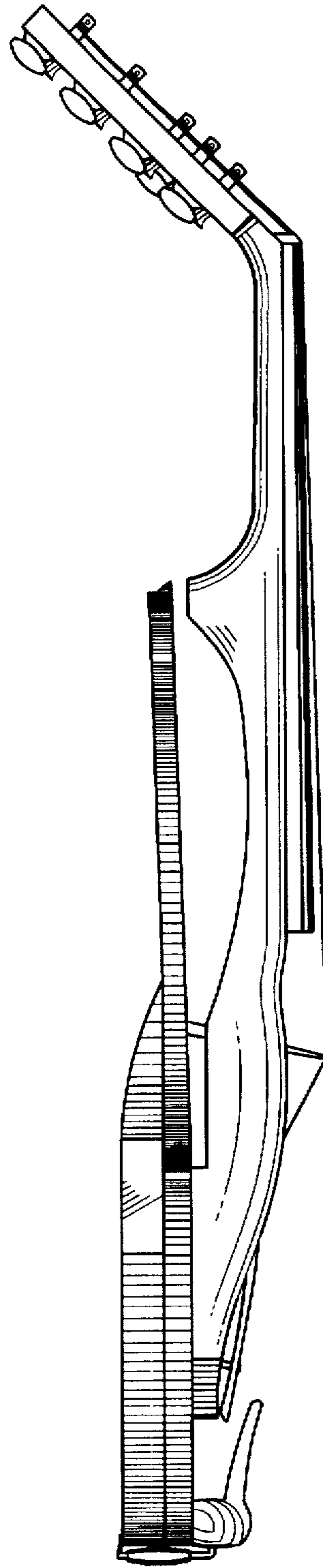


Fig. 5

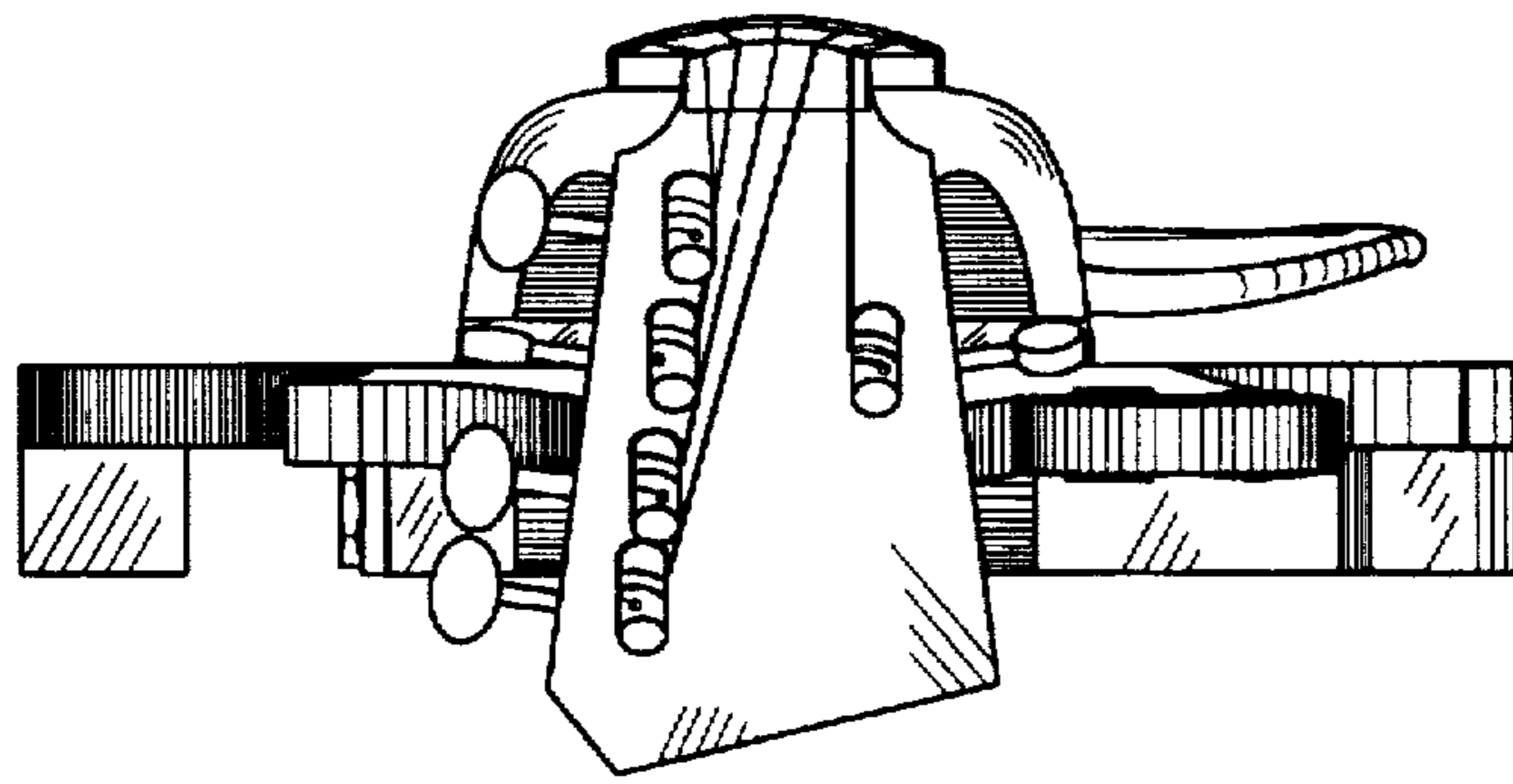


Fig. 6

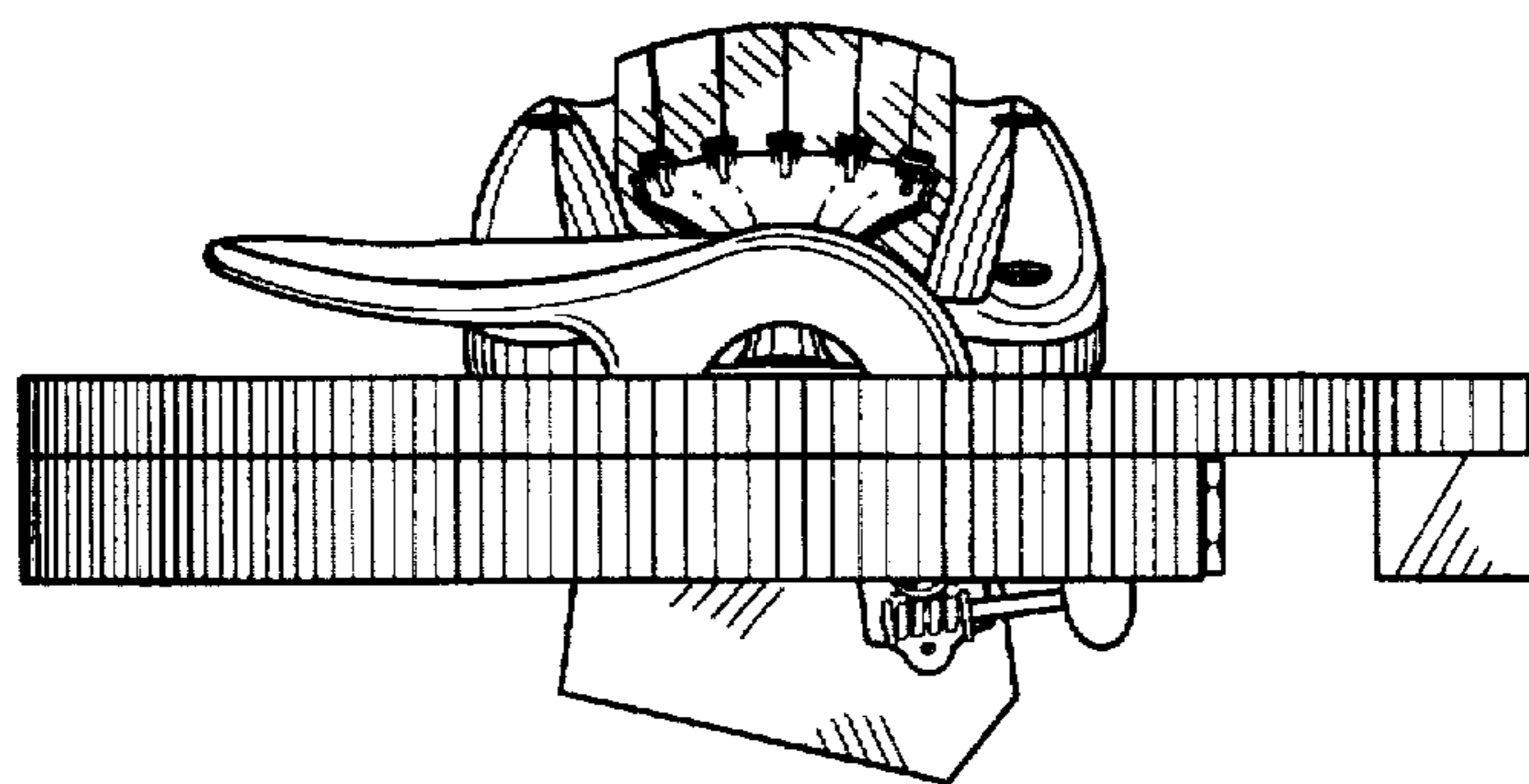


Fig. 7

