

US00D393855S

# United States Patent [19]

Wicks

[11] Patent Number: **Des. 393,855**

[45] Date of Patent: **\*\*Apr. 28, 1998**

[54] **WIRELESS TELEPHONE**

[75] Inventor: **James Wicks**, San Francisco, Calif.

[73] Assignee: **Sony America**, New York, N.Y.

[\*\*] Term: **14 Years**

[21] Appl. No.: **67,119**

[22] Filed: **Feb. 28, 1997**

[51] **LOC (6) Cl.** ..... **14-03**

[52] **U.S. Cl.** ..... **D14/138**

[58] **Field of Search** ..... **D14/137, 138, D14/140, 142, 147, 148, 240, 248; 379/419, 420, 428, 440, 433, 434; 455/90, 550, 575, 347, 349**

[56] **References Cited**

### U.S. PATENT DOCUMENTS

D. 343,172	1/1994	Watanabe	.....	D14/138
D. 350,128	8/1994	Soren et al.	.....	D14/137
D. 351,159	10/1994	Nakano	.....	D14/138
D. 353,808	12/1994	Tanaiguchi et al.	.....	D14/138
D. 354,284	1/1995	White	.....	D14/138
D. 374,666	10/1996	Matsumoto	.....	D14/147
D. 375,734	11/1996	Nagele et al.	.....	D14/138
D. 382,869	8/1997	Siddoway et al.	.....	D14/137

D. 382,871 8/1997 Nagai et al. .... D14/147 X

### FOREIGN PATENT DOCUMENTS

923756 5/1995 Japan .

### OTHER PUBLICATIONS

Mobile Office Sep. 1993, p. 102, Omni cellular model B, Sep. 1993.

*Primary Examiner*—Jeffrey Asch  
*Attorney, Agent, or Firm*—Jay H. Maioli

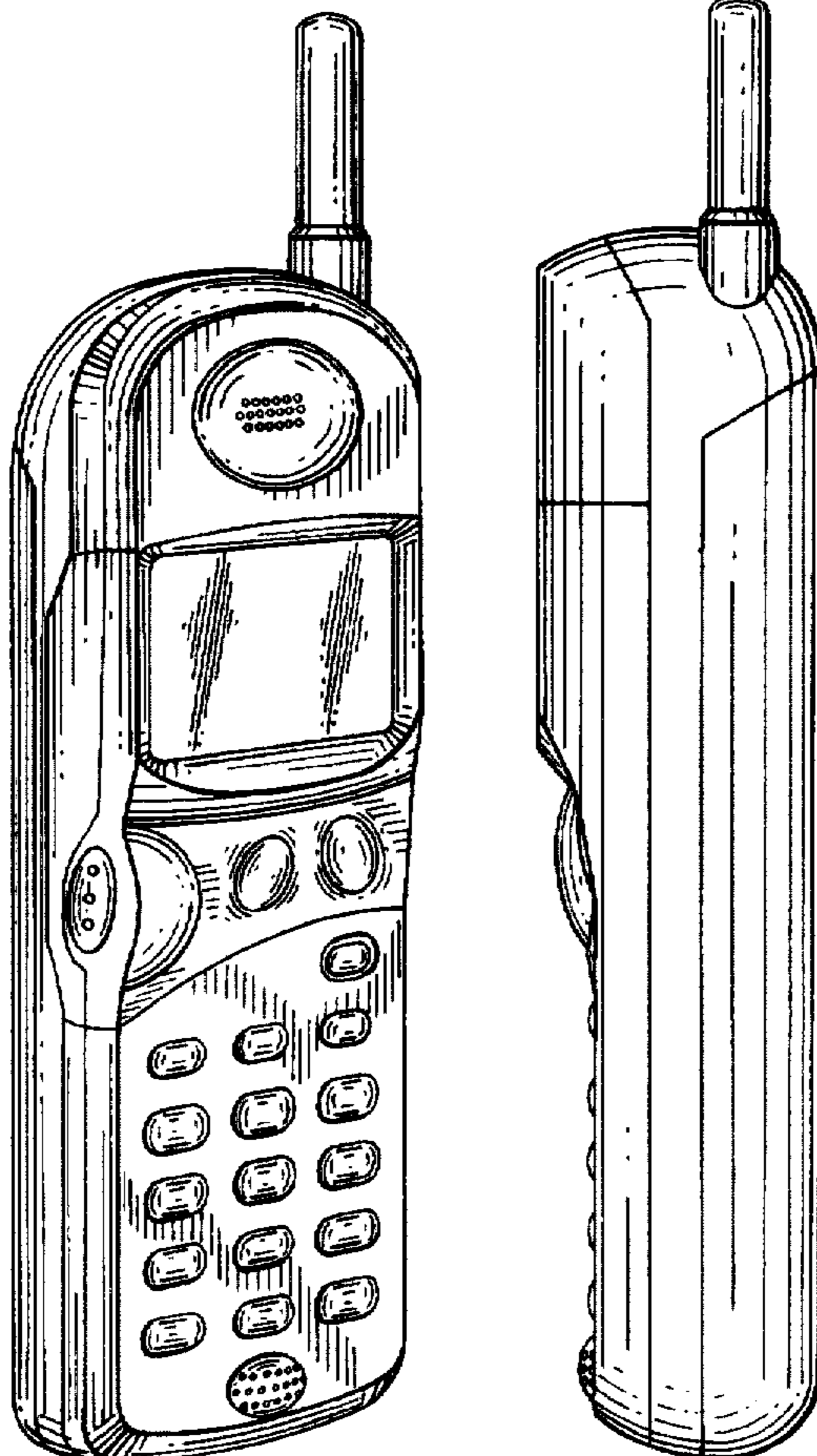
[57] **CLAIM**

The ornamental design for a wireless telephone, as shown and described.


### DESCRIPTION

FIG. 1 is a top, front, and left-side perspective view of a wireless telephone, showing my new design; FIG. 2 is a front elevational view thereof; FIG. 3 is a left-side elevational view thereof; FIG. 4 is a right-side elevational view thereof; and, FIG. 5 is a top plan view thereof. The portions of the bottom and rear not shown are not considered to be a part of my design.

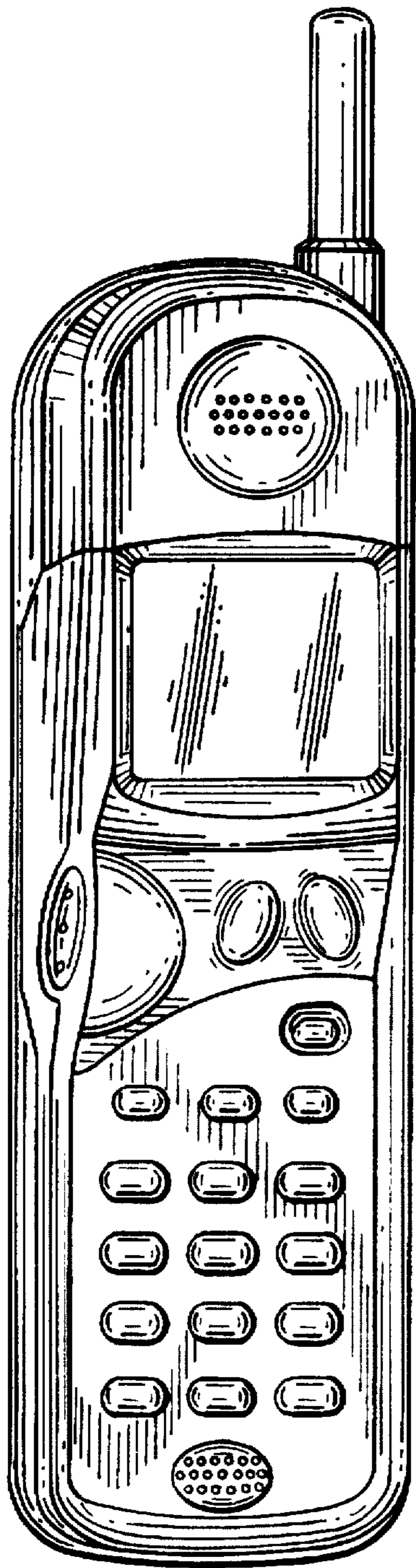
**1 Claim, 3 Drawing Sheets**



*FIG. 1*



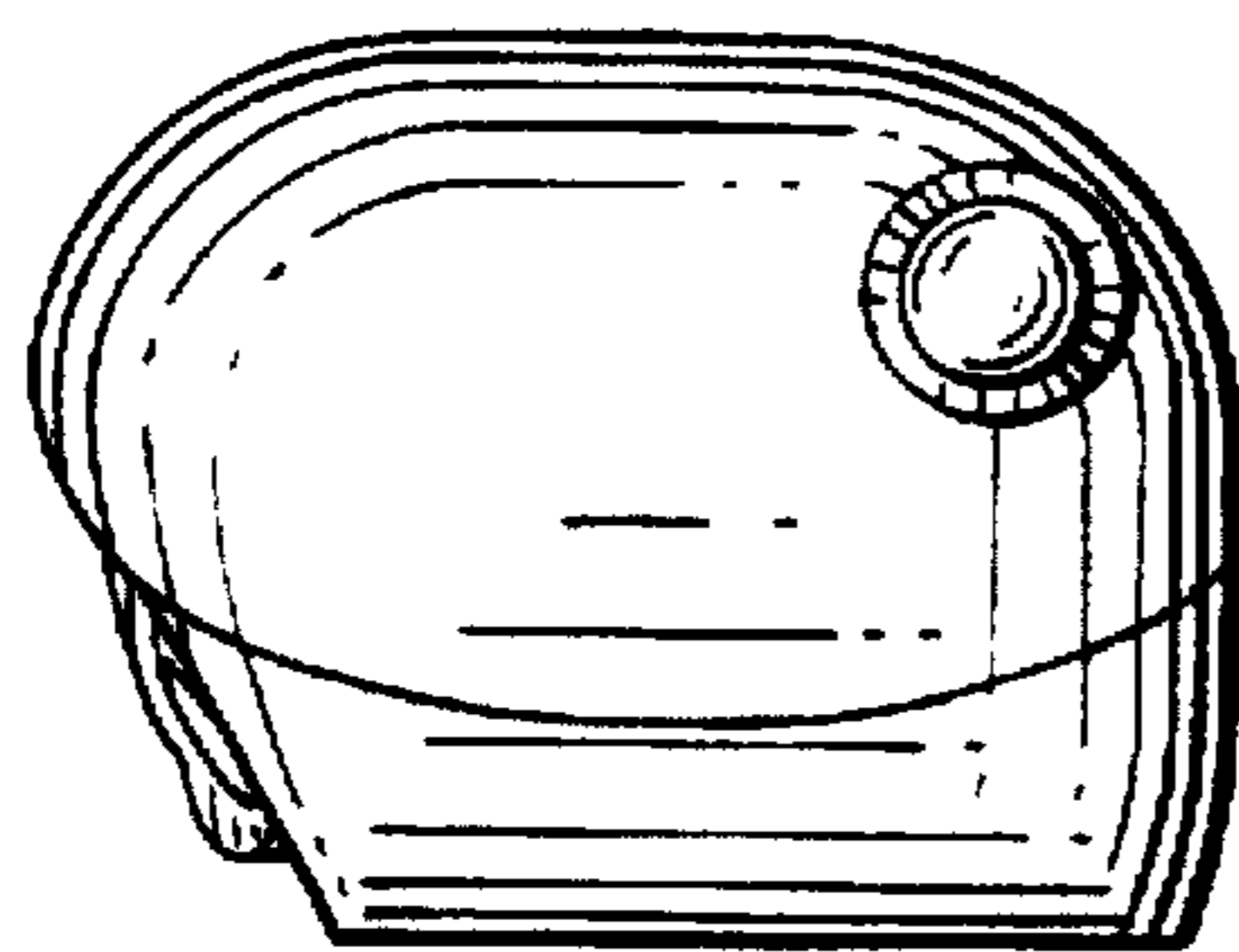
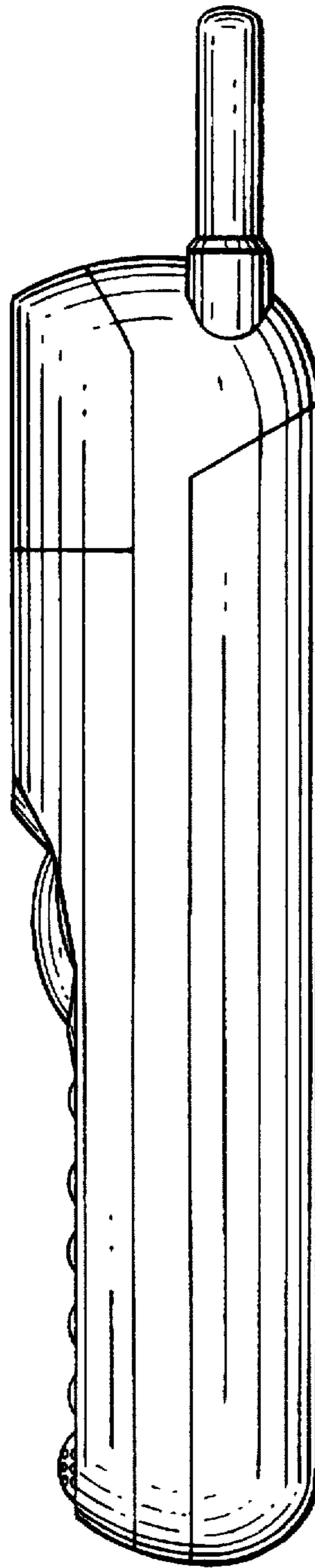
*FIG. 2*



*FIG. 3*



*FIG. 4*



*FIG. 5*