



US00D393827S

United States Patent [19]
Taylor

[11] **Patent Number:** **Des. 393,827**
[45] **Date of Patent:** ****Apr. 28, 1998**

[54] **ROLL-BAR PAD**

[76] **Inventor:** **Dennis A. Taylor**, 611 Menno Ave.,
Placentia, Calif. 92670

[**] **Term:** **14 Years**

[21] **Appl. No.:** **48,534**

[22] **Filed:** **Jan. 3, 1996**

[51] **LOC (6) Cl.** **12-16**

[52] **U.S. Cl.** **D12/400**

[58] **Field of Search** **D12/114, 178,**
D12/400; 116/111 A, 111 R; D8/300, 303;
150/164-167; 74/551.1, 551.3, 551.8, 551.9

[56] **References Cited**

U.S. PATENT DOCUMENTS

4,380,093 4/1983 Morgan D12/114

OTHER PUBLICATIONS

J C Whitney & Co, Cat. No. 540J, ©1992, p. 115, the Vinyl
Roller Bar Cover For 76-91 Jeep Vehicles & Heavy Duty
Roll Bar Cover Kit.

J C Whitney & Co, Cat. No. 580-2C, ©1995, p. 129, the
Roll Bar Padding for 92-95 Jeep Wrangler.

Primary Examiner—Melody N. Brown
Attorney, Agent, or Firm—George A. Maxwell

[57] **CLAIM**

The ornamental design for a roll-bar pad, as shown and
described.

DESCRIPTION

FIG. 1 is a side elevational view of a roll-bar pad showing
my new design, the opposite side being a mirror image of
that side shown;

FIG. 2 is a top plan view thereof;

FIG. 3 is a bottom plan view thereof;

FIG. 4 is an end elevational view thereof, the opposite end
being a mirror image of the end shown; and,

FIG. 5 is a perspective view thereof.

1 Claim, 2 Drawing Sheets

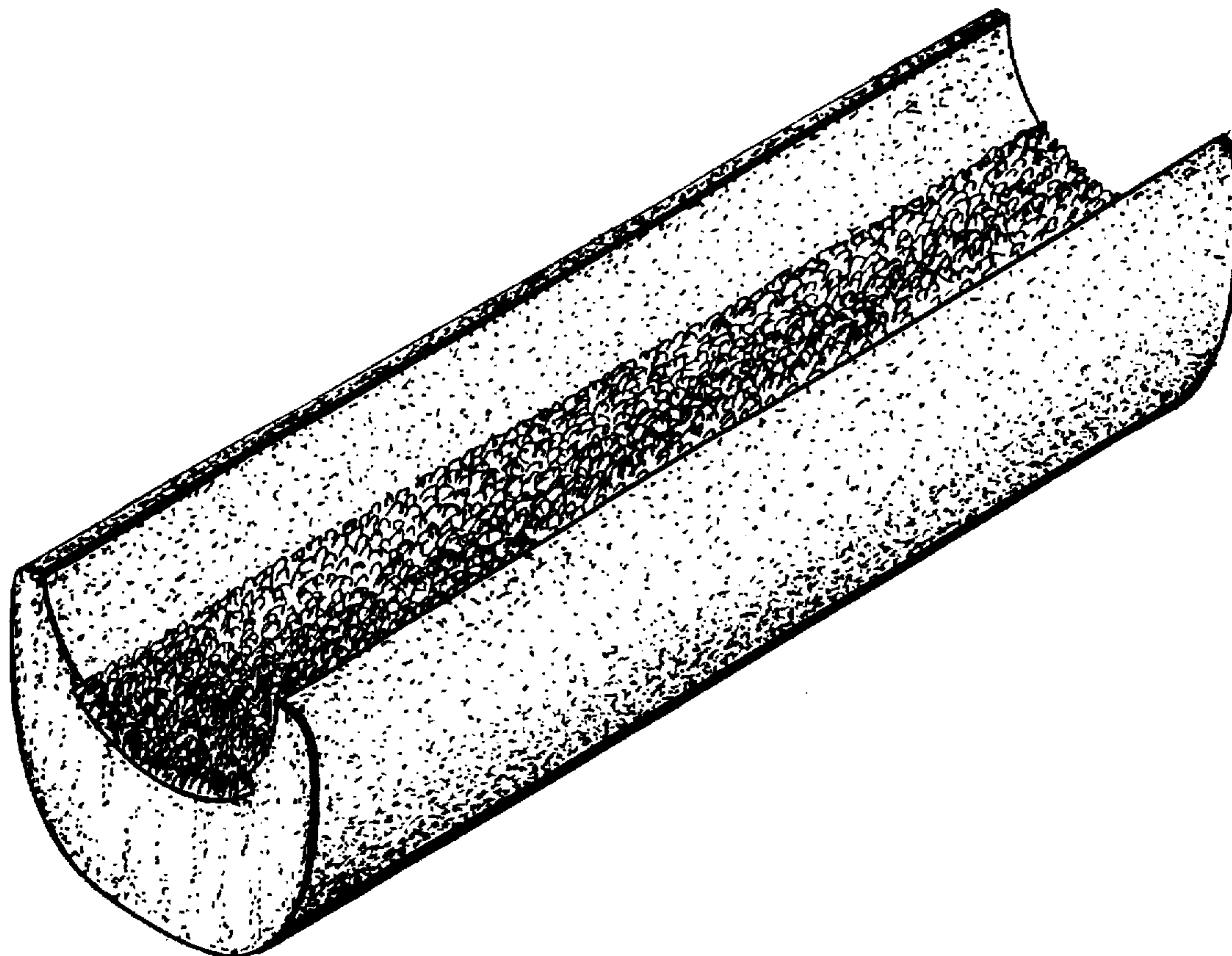


Fig. 1.




Fig. 2.

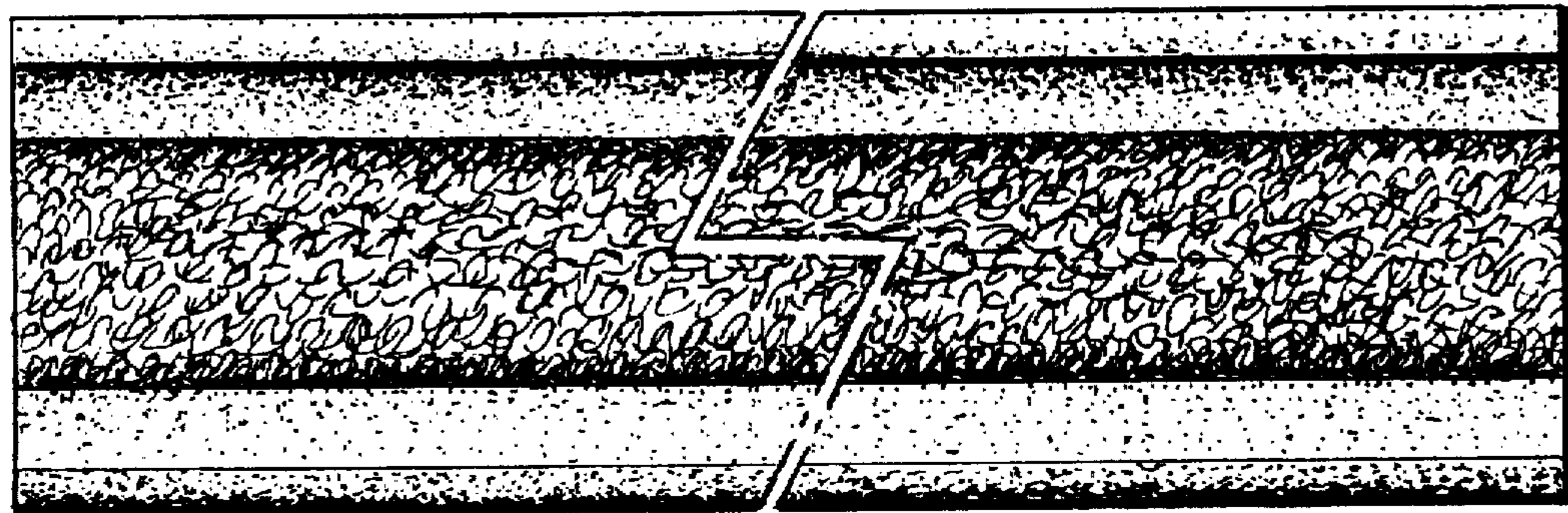


Fig. 3.

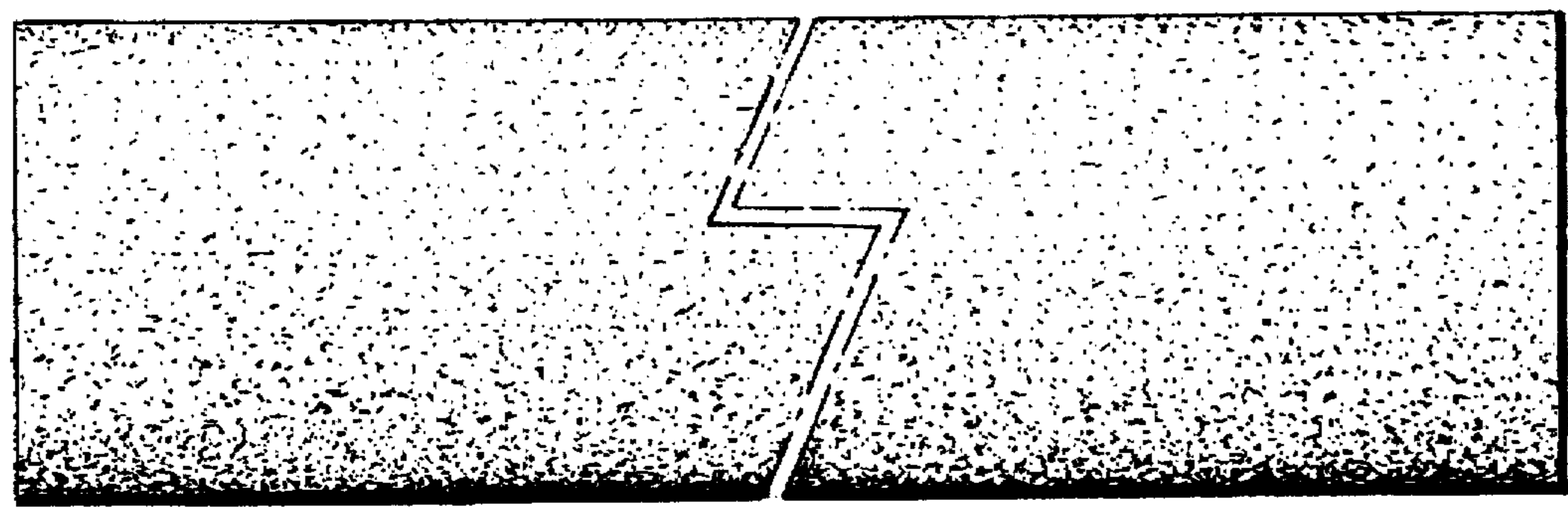


Fig. 4.

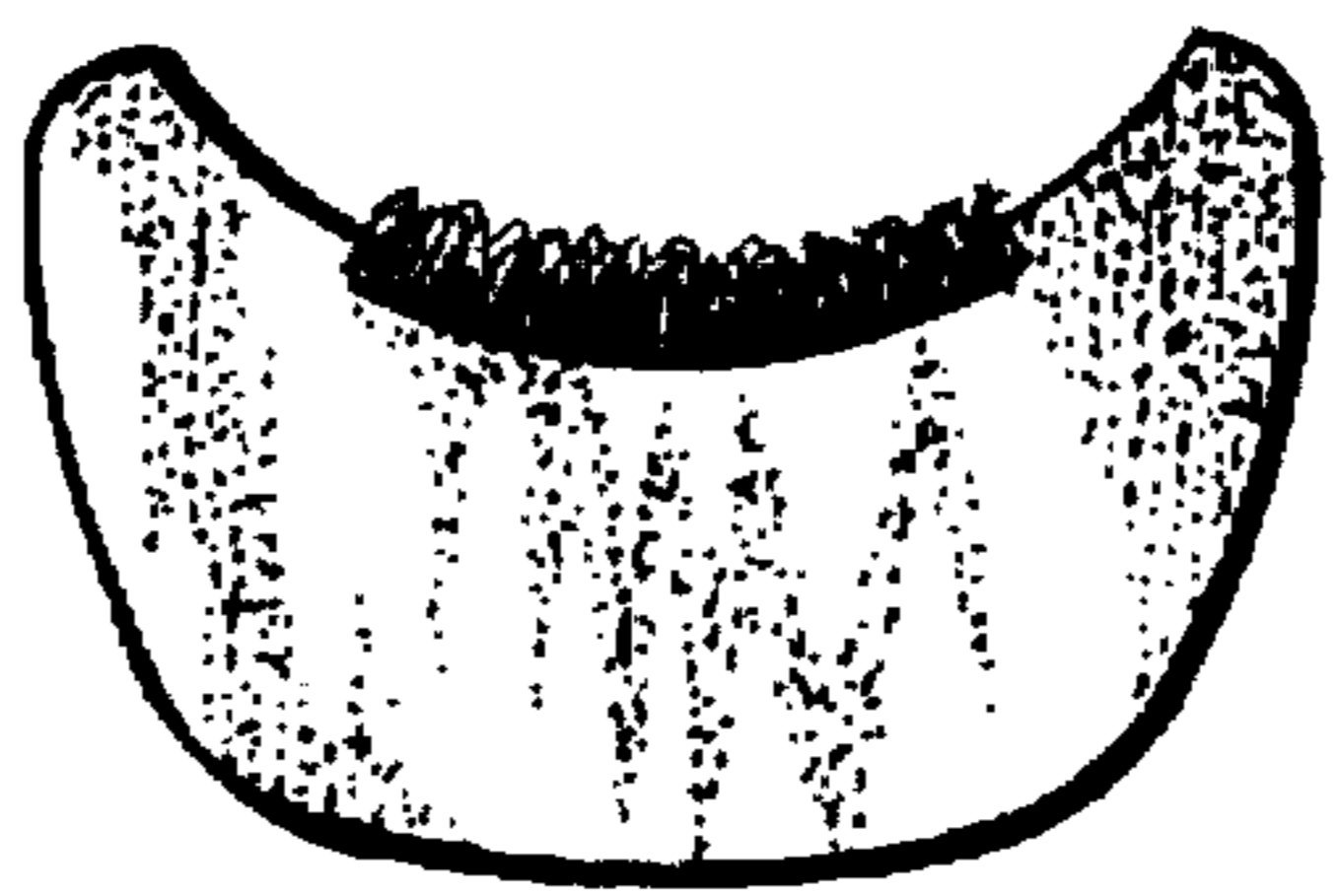


Fig. 5.

