



US00D393825S

United States Patent [19] Fike

[11] Patent Number: **Des. 393,825**
[45] Date of Patent: ****Apr. 28, 1998**

[54] **VEHICLE WHEEL**

[75] Inventor: **Douglas W. Fike**, Lake Elsinore, Calif.

[73] Assignee: **Ultra Wheel Co.**, Buena Park, Calif.

[**] Term: **14 Years**

[21] Appl. No.: **61,807**

[22] Filed: **Oct. 31, 1996**

[51] LOC (6) Cl. **12-16**

[52] U.S. Cl. **D12/209**

[58] Field of Search **D12/204-213;**
301/64.1, 65, 37.1

[56] **References Cited**

U.S. PATENT DOCUMENTS

D. 84,318	8/1931	Beutke et al.	D12/209
D. 84,319	6/1931	Beutke et al.	D12/209
D. 84,320	6/1931	Beutke et al.	D12/209
D. 339,561	9/1993	Maiworm et al.	D12/211
D. 363,910	11/1995	Chung	D12/209

OTHER PUBLICATIONS

Ultra Custom Wheels 1997 Catalog. See "Type 138/139", Aug. 1996.

1994 Custom Wheel & Tire Style Guide. See "American Racing AR-66", 1994.

Primary Examiner—Jeffrey Asch

Assistant Examiner—Stacia Sinuik

Attorney, Agent, or Firm—Pretty, Schroeder & Poplawski

[57] **CLAIM**

The ornamental design for a vehicle wheel, as shown and described.

DESCRIPTION

FIG. 1 is a front perspective view of a vehicle wheel showing my new design;

FIG. 2 is a front view of the wheel of FIG. 1;

FIG. 3 is a rear view of the wheel of FIG. 1;

FIG. 4 is a side view of the wheel of FIG. 1, with the opposite side being a mirror image thereof; and,

FIG. 5 is a sectional view taken along line 5—5 of FIG. 2.

1 Claim, 5 Drawing Sheets

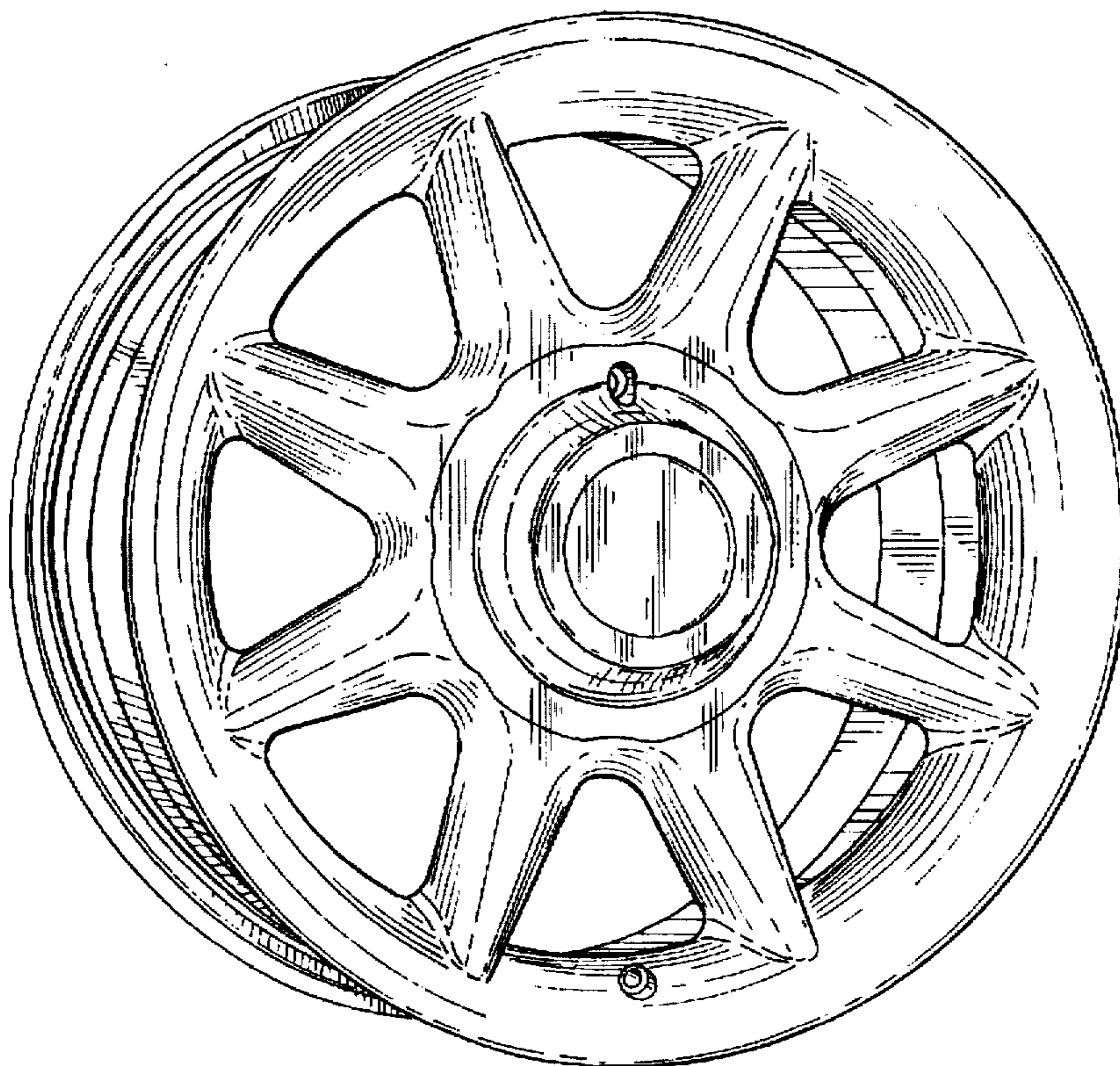


FIG. 1

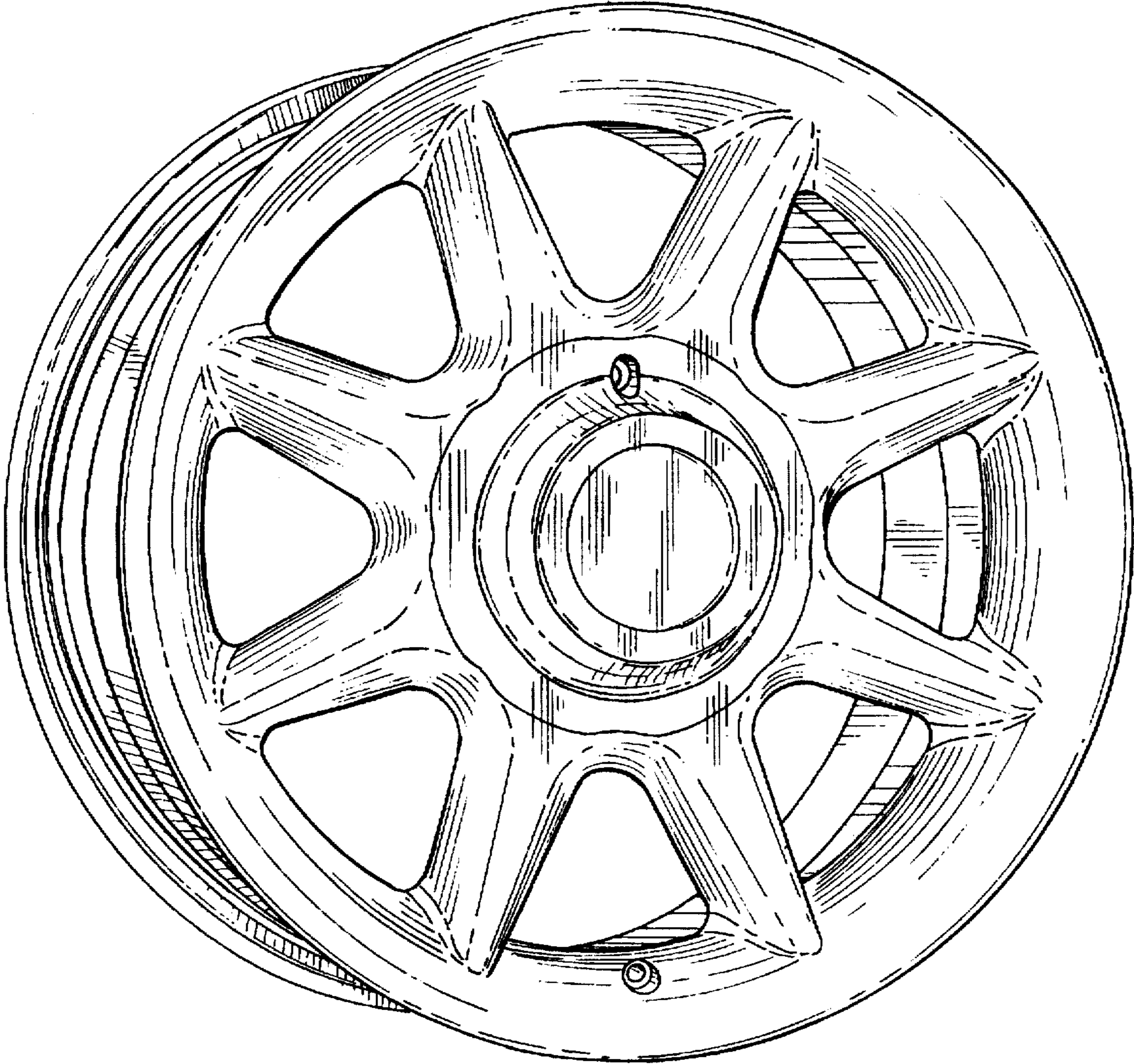


FIG. 2

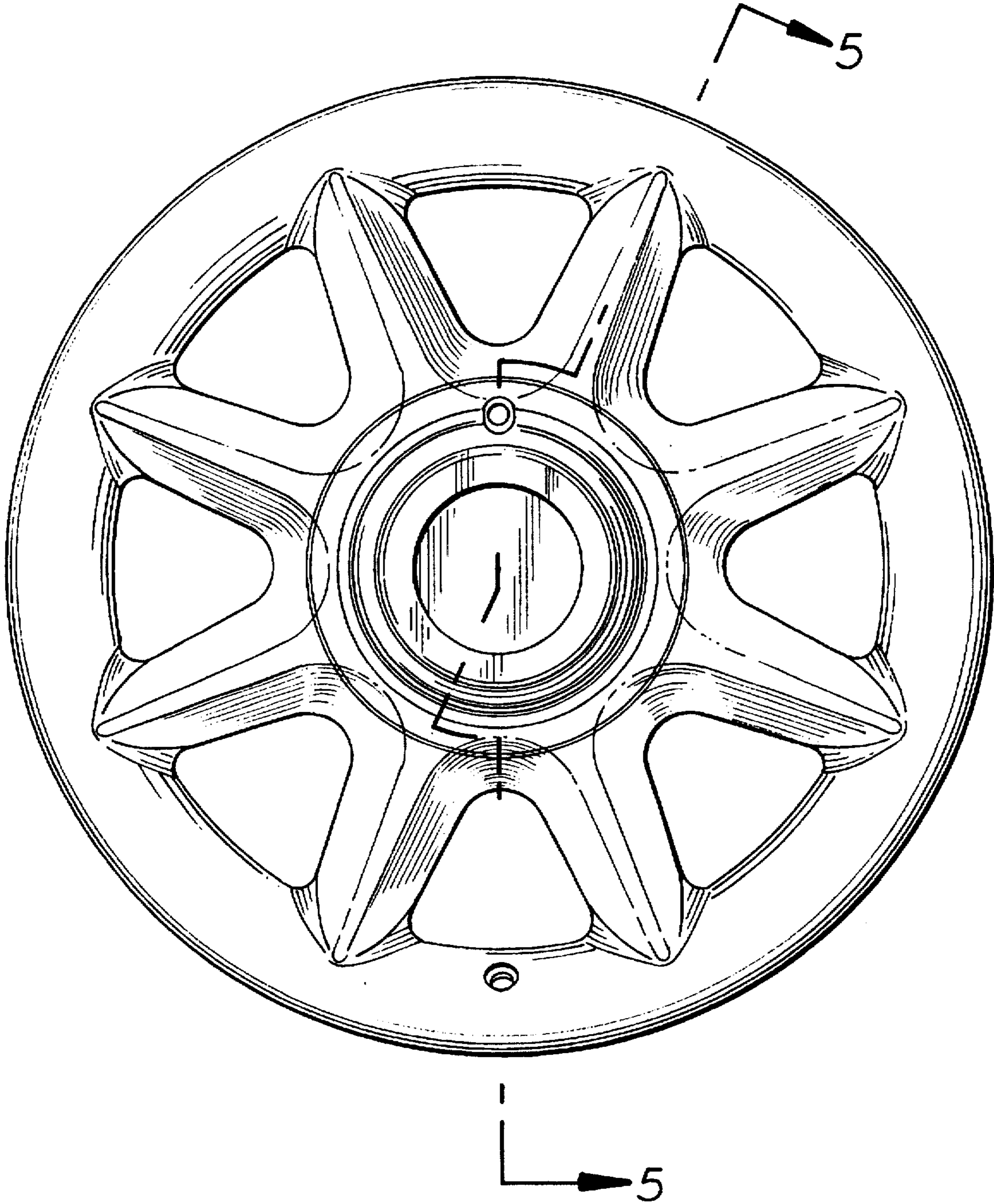


FIG. 3




FIG. 4

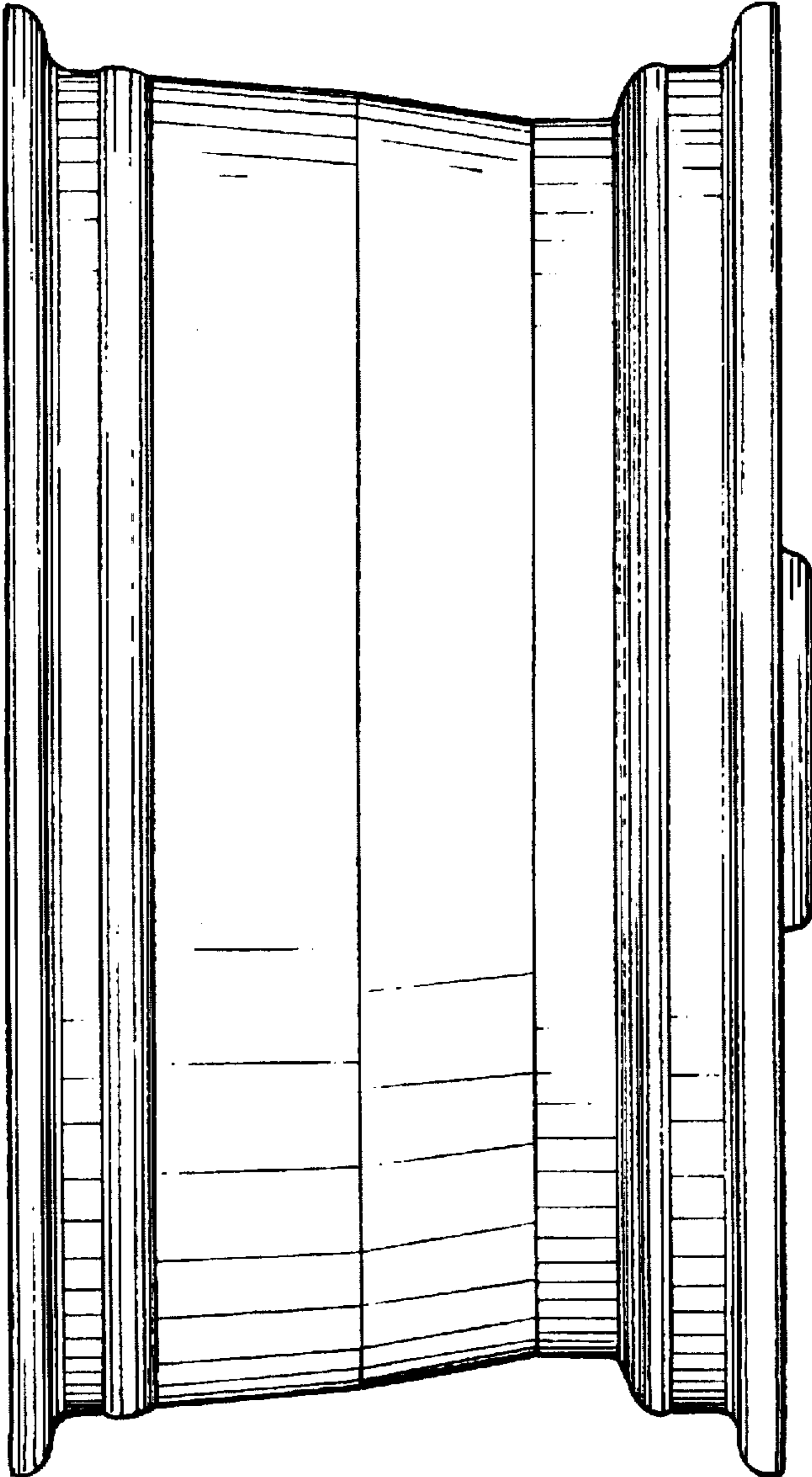


FIG. 5

