



US00D393820S

United States Patent [19]

Merino Lopez

[11] Patent Number: **Des. 393,820**

[45] Date of Patent: ****Apr. 28, 1998**

[54] TREAD FOR A TIRE

4,807,679 2/1989 Collette et al. 152/209 R
4,856,571 8/1989 Collette et al. 152/209 R

[75] Inventor: **Jose Merino Lopez, Riom, France**

OTHER PUBLICATIONS

[73] Assignee: **Compagnie Generale des Etablissements Michelin—Michelin & Cie, France**

Goodyear Wrangler RT/S Tire, 1994 Tread Design Guide, p. 90, Jan. 1994.

[**] Term: **14 Years**

Goodyear Unisteel G291 Tire, 1995 Tread Design Guide, p. 139, Jan. 1995.

[21] Appl. No.: **64,853**

Lee Steelmark AHT Tire, 1995 Tread Design Guide, p. 147, Jan. 1995.

[22] Filed: **Jan. 13, 1997**

Primary Examiner—James Gandy
Assistant Examiner—Robert M. Spear
Attorney, Agent, or Firm—Baker & Botts, L.L.P.

[30] Foreign Application Priority Data

Jul. 11, 1996 [FR] France 964137

[57] CLAIM

[51] LOC (6) Cl. **12-15**

[52] U.S. Cl. **D12/143**

[58] Field of Search D12/136, 138,
D12/140-151; 152/209 D, 209 R

The ornamental design for a tread for a tire, as shown and described.

DESCRIPTION

[56] References Cited

U.S. PATENT DOCUMENTS

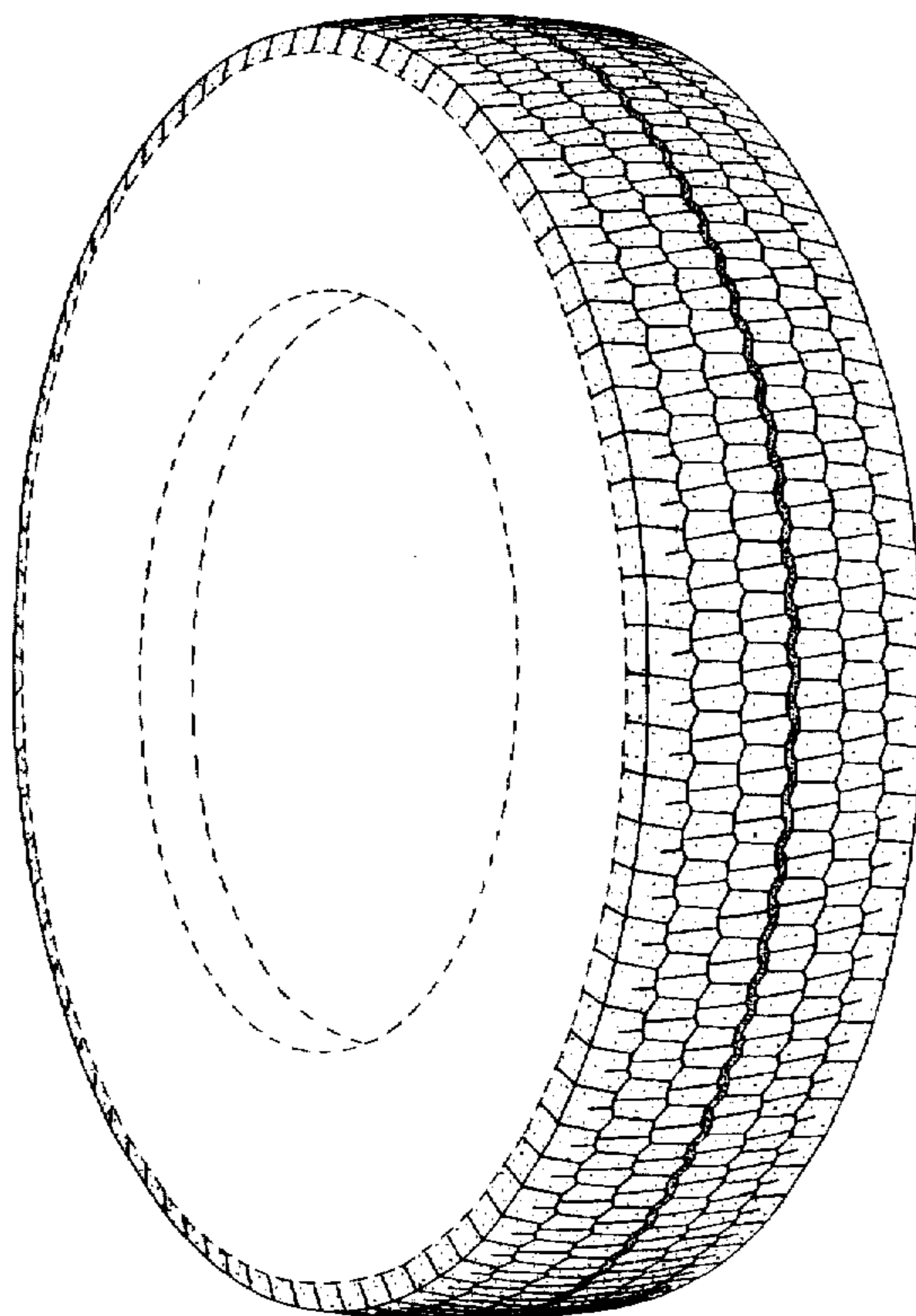
- D. 187,574 3/1960 Wallace et al. .
- D. 261,492 10/1981 Remy D12/143
- D. 261,496 10/1981 Remy D12/143
- D. 269,001 5/1983 Hammond et al. D12/143
- D. 269,005 5/1983 Hammond et al. D12/143
- D. 303,513 9/1989 Collette et al. D12/147
- D. 315,125 3/1991 Baus .
- D. 339,774 9/1993 Shinohara et al. D12/143
- D. 349,670 8/1994 Ichiki D12/146
- D. 365,064 12/1995 Weimer et al. D12/147
- D. 368,245 3/1996 Miyazaki D12/147

FIG. 1 is a perspective view of a tread for a tire showing my new design, it being understood that the tread pattern is repeated throughout the circumference of the tire tread and that the opposite side perspective view is identical thereto; and,

FIG. 2 is an elevational view of the tire tread design shown in FIG. 1.

The broken lines defining the tire inner bead and the peripheral boundary between the tire tread and sidewall are for illustrative purposes only and forms no part of the claimed design.

1 Claim, 2 Drawing Sheets



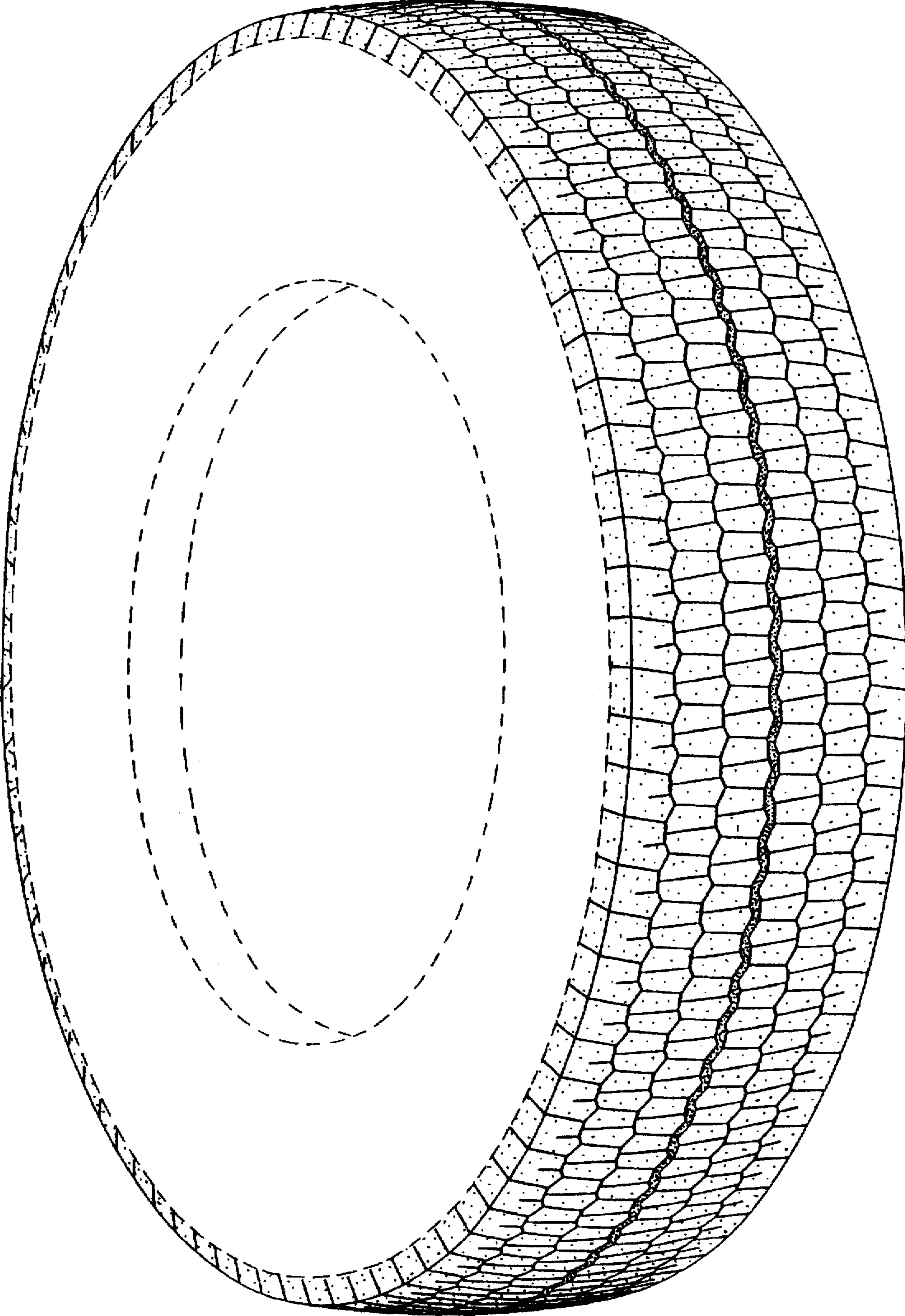


FIG. 1

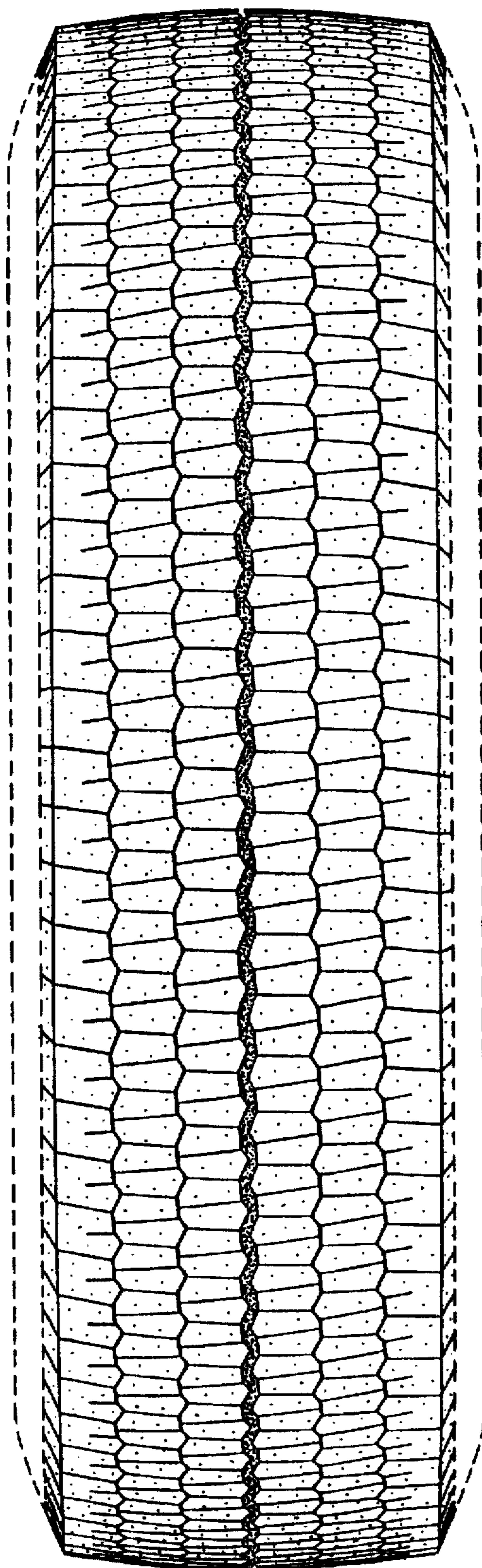


FIG. 2