



US00D393818S

United States Patent [19]

Krauss

[11] Patent Number: **Des. 393,818**

[45] Date of Patent: ****Apr. 28, 1998**

[54] **BUCKLE**

[75] Inventor: **Mark J. Krauss, E. Greenwich, R.I.**

[73] Assignee: **American Cord & Webbing Co., Inc.,
Woonsocket, R.I.**

[**] Term: **14 Years**

[21] Appl. No.: **66,300**

[22] Filed: **Feb. 11, 1997**

[51] LOC (6) Cl. **02-07**

[52] U.S. Cl. **D11/216**

[58] Field of Search **D11/200, 215-218,
D11/231; 24/193, 633, 616, 625, 196, 213,
313**

[56] **References Cited**

U.S. PATENT DOCUMENTS

D. 359,464	6/1995	Grasso et al.	D11/216
D. 378,070	2/1997	Hurd	D11/215
3,834,758	9/1974	Soule .	
3,910,634	10/1975	Morris .	
4,282,634	8/1981	Krauss	24/313
4,302,049	11/1981	Simpson .	
4,402,548	9/1983	Mason .	
4,540,218	9/1985	Thomas .	
4,559,679	12/1985	Downey .	

4,793,032	12/1988	Crowle .	
4,962,965	10/1990	Glover .	
5,170,539	12/1992	Lundstedt et al.	24/313
5,203,058	4/1993	Krauss	24/616
5,438,737	8/1995	Anscher .	
5,507,076	4/1996	Anscher	24/616
5,584,105	12/1996	Krauss	24/200

Primary Examiner—Ralf Seifert
Attorney, Agent, or Firm—Kane, Dalsimer, Sullivan,
Kurucz, Levy, Eisele and Richard, LLP

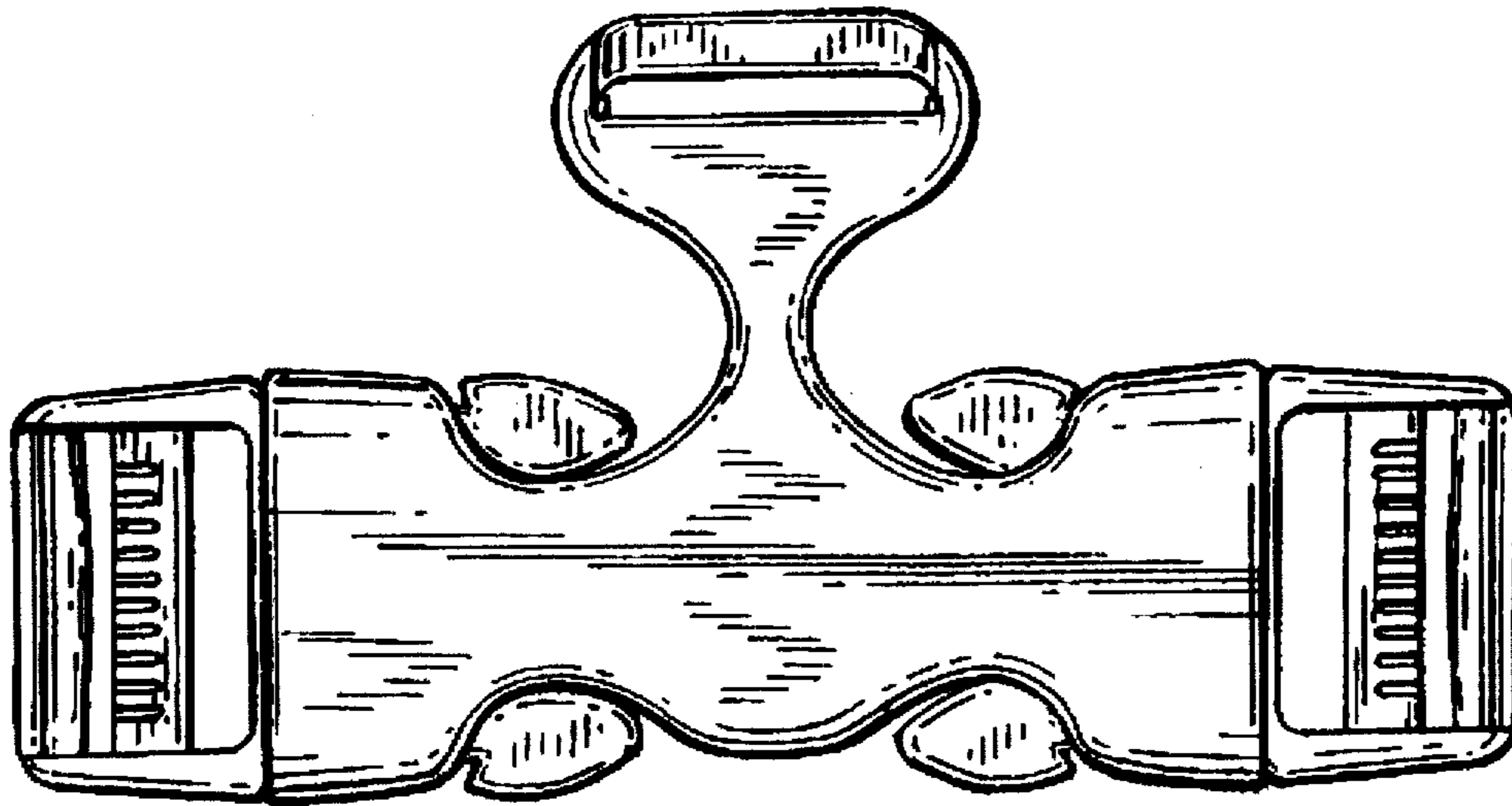
[57] **CLAIM**

The ornamental design for a buckle, as shown and described.

DESCRIPTION

FIG. 1 is a front elevational view of a buckle showing my new design;
FIG. 2 is a rear elevational view;
FIG. 3 is an end elevational view;
FIG. 4 is a top plan view;
FIG. 5 is a bottom plan view;
FIG. 6 is a front elevational view of a buckle showing a second embodiment design;
FIG. 7 is a rear elevational view of FIG. 6;
FIG. 8 is an end elevational view FIG. 6;
FIG. 9 is a top plan view of FIG. 6; and,
FIG. 10 is a bottom plan view of FIG. 6.

1 Claim, 2 Drawing Sheets



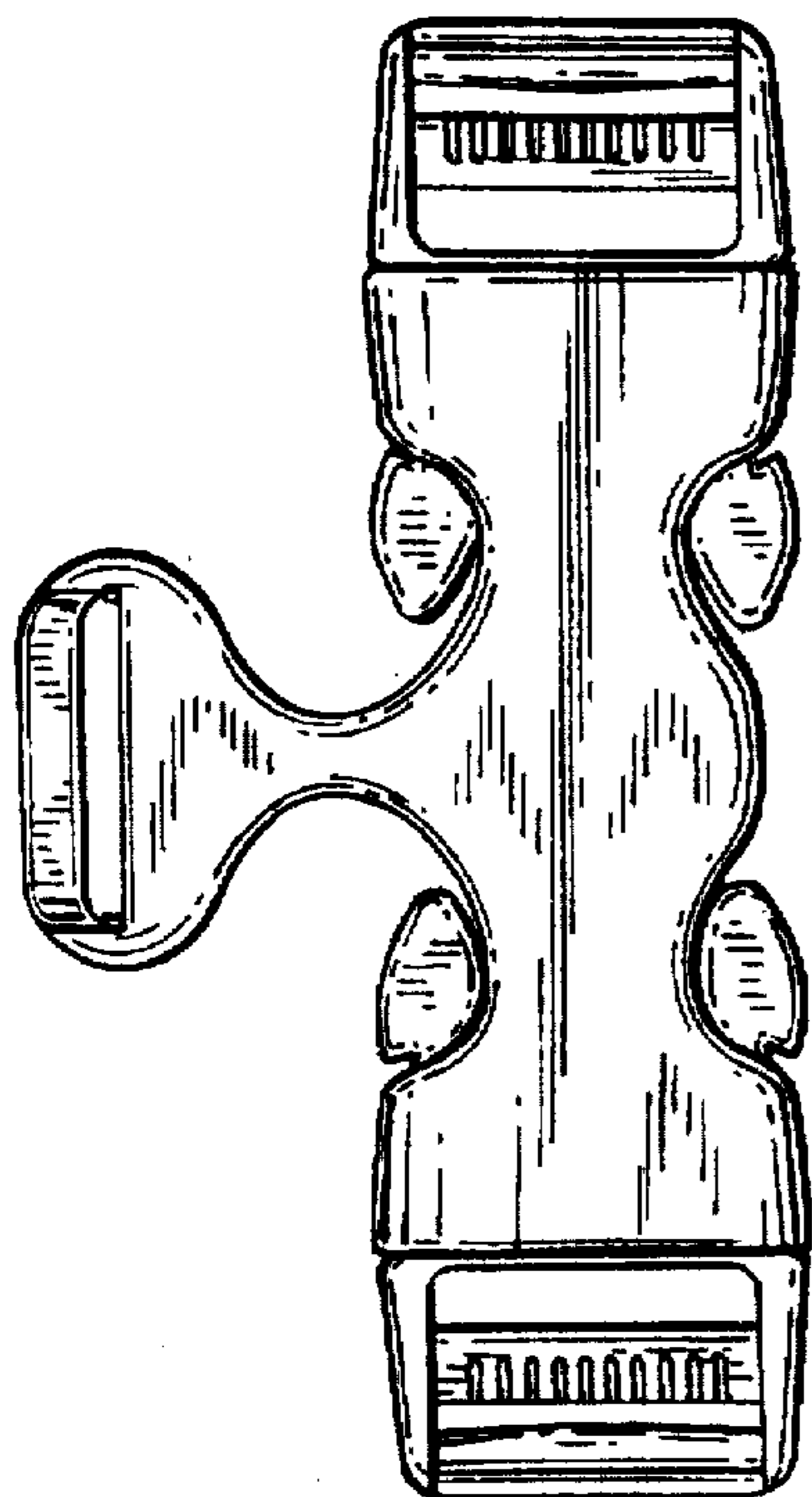


FIG. 1

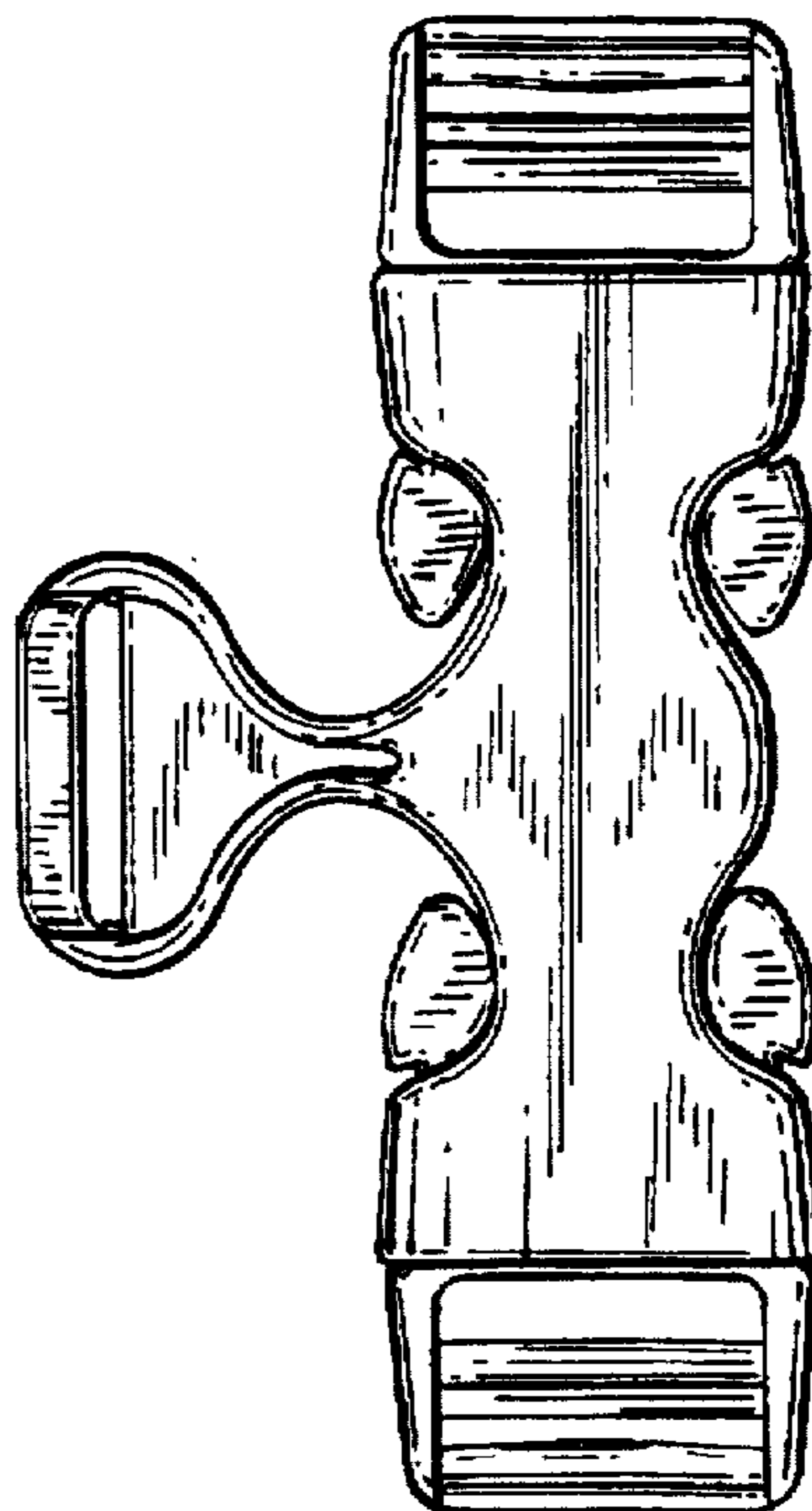


FIG. 2



FIG. 3



FIG. 4



FIG. 5



FIG. 8



FIG. 9



FIG. 10

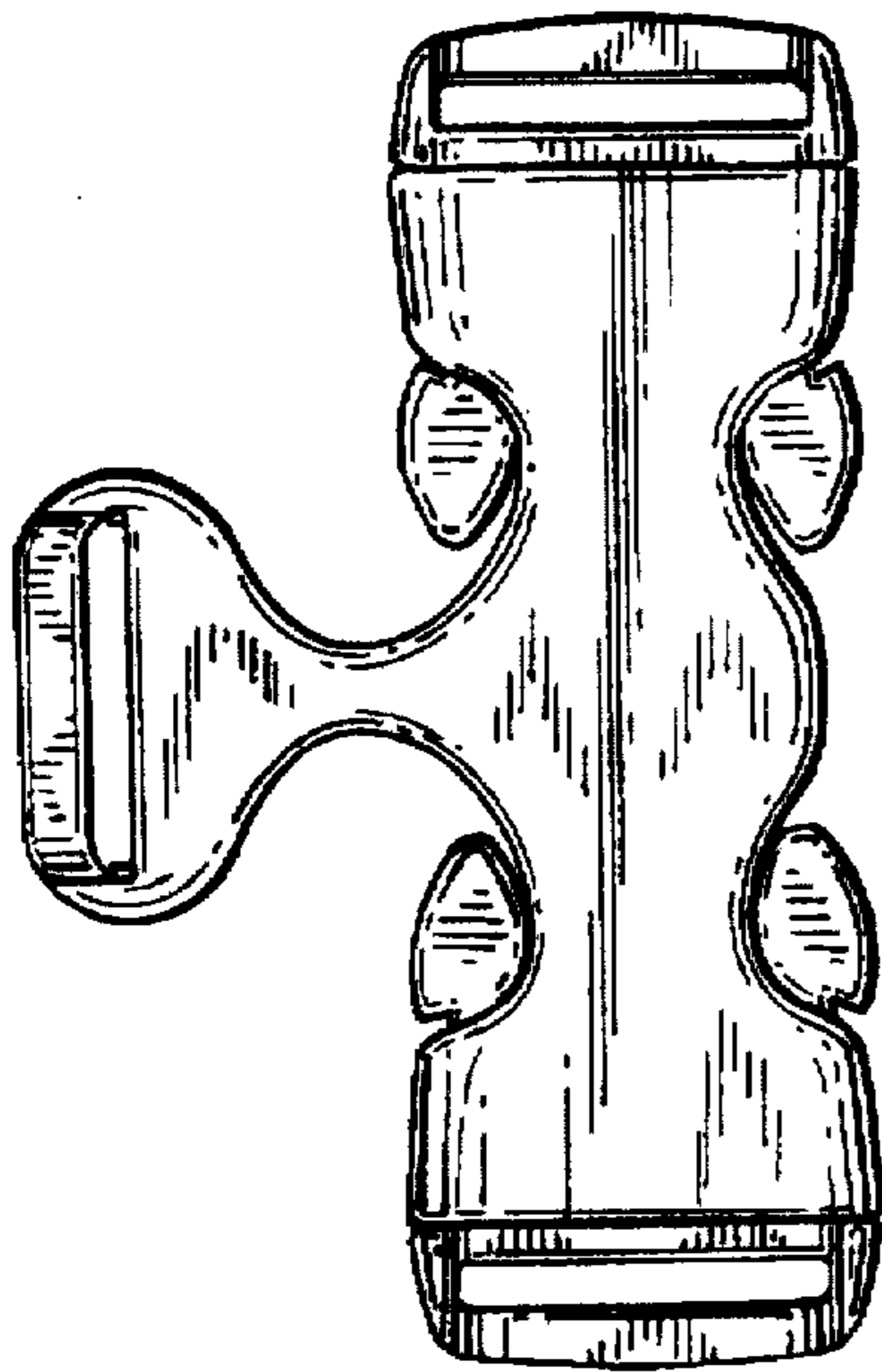


FIG. 6

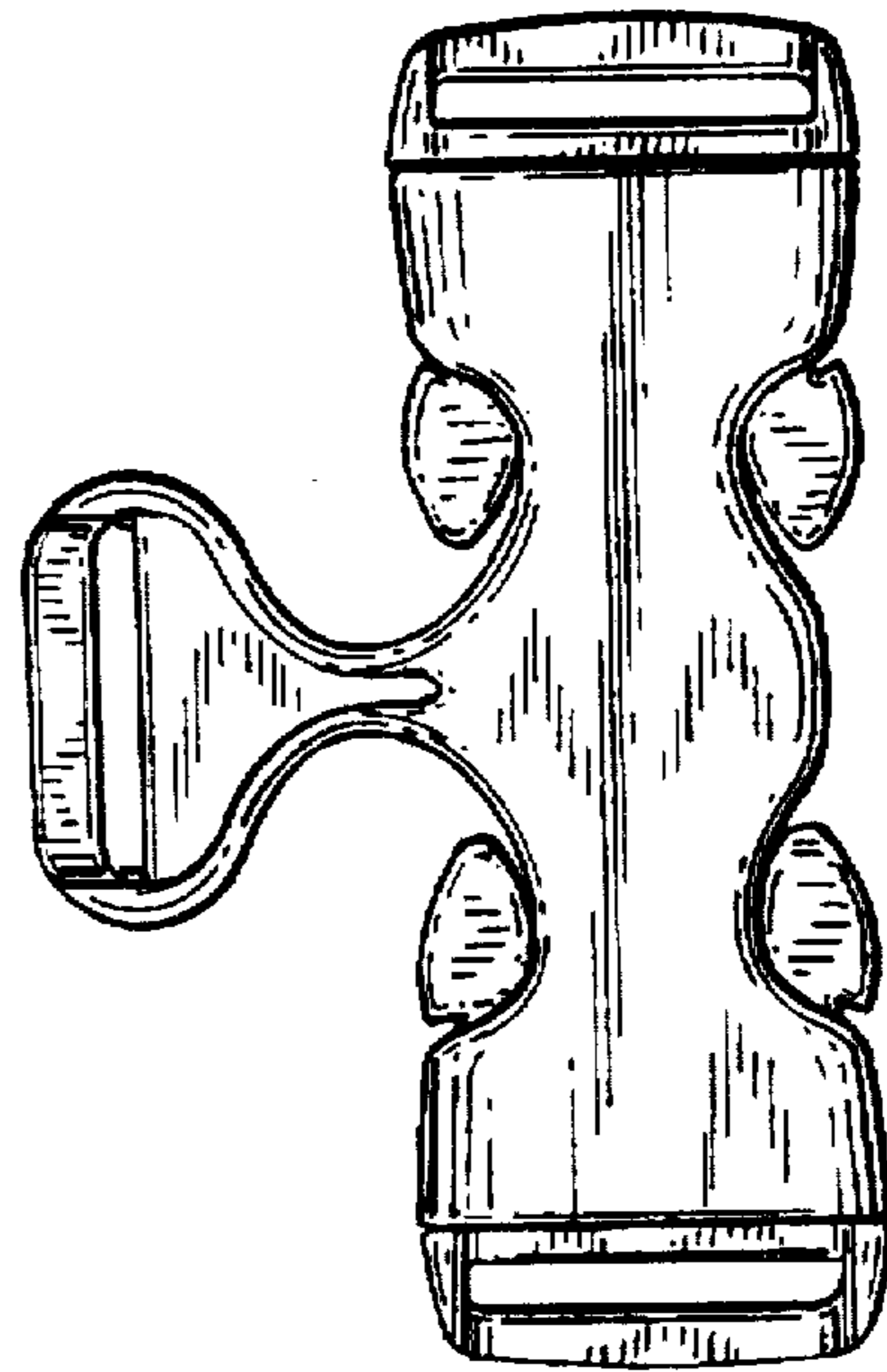


FIG. 7