



US00D393795S

**United States Patent** [19]  
**Bernstein**

[11] **Patent Number: Des. 393,795**

[45] **Date of Patent: \*\*Apr. 28, 1998**

[54] **FASTENING AND HANGING BRACKET**

[75] **Inventor: Patrik L. T. Bernstein, Torekov, Sweden**

[73] **Assignee: Spotlight Enterprises Incorporated, Woodland Hills, Calif.**

[\*\*] **Term: 14 Years**

[21] **Appl. No.: 63,737**

[22] **Filed: Dec. 13, 1996**

[30] **Foreign Application Priority Data**

Jun. 27, 1996 [SE] Sweden ..... 96-1448

[51] **LOC (6) Cl. .... 08-05**

[52] **U.S. Cl. .... D8/373**

[58] **Field of Search ..... D8/349, 354, 367; 248/300, 301, 304, 214-215, 200-201, 489**

[56] **References Cited**

**U.S. PATENT DOCUMENTS**

430,377 6/1890 Condon ..... 248/489 X

888,819	5/1908	Kemper .....	248/489
3,081,882	3/1963	Magnuson .....	211/123 X
3,317,167	5/1967	Becker et al. ....	248/301 X
3,847,432	11/1974	Jennings .....	248/300 X
4,606,521	8/1986	Williams .....	248/301 X

*Primary Examiner*—Holly Baynham  
*Attorney, Agent, or Firm*—Kelly Bauersfeld Lowry & Kelley, LLP

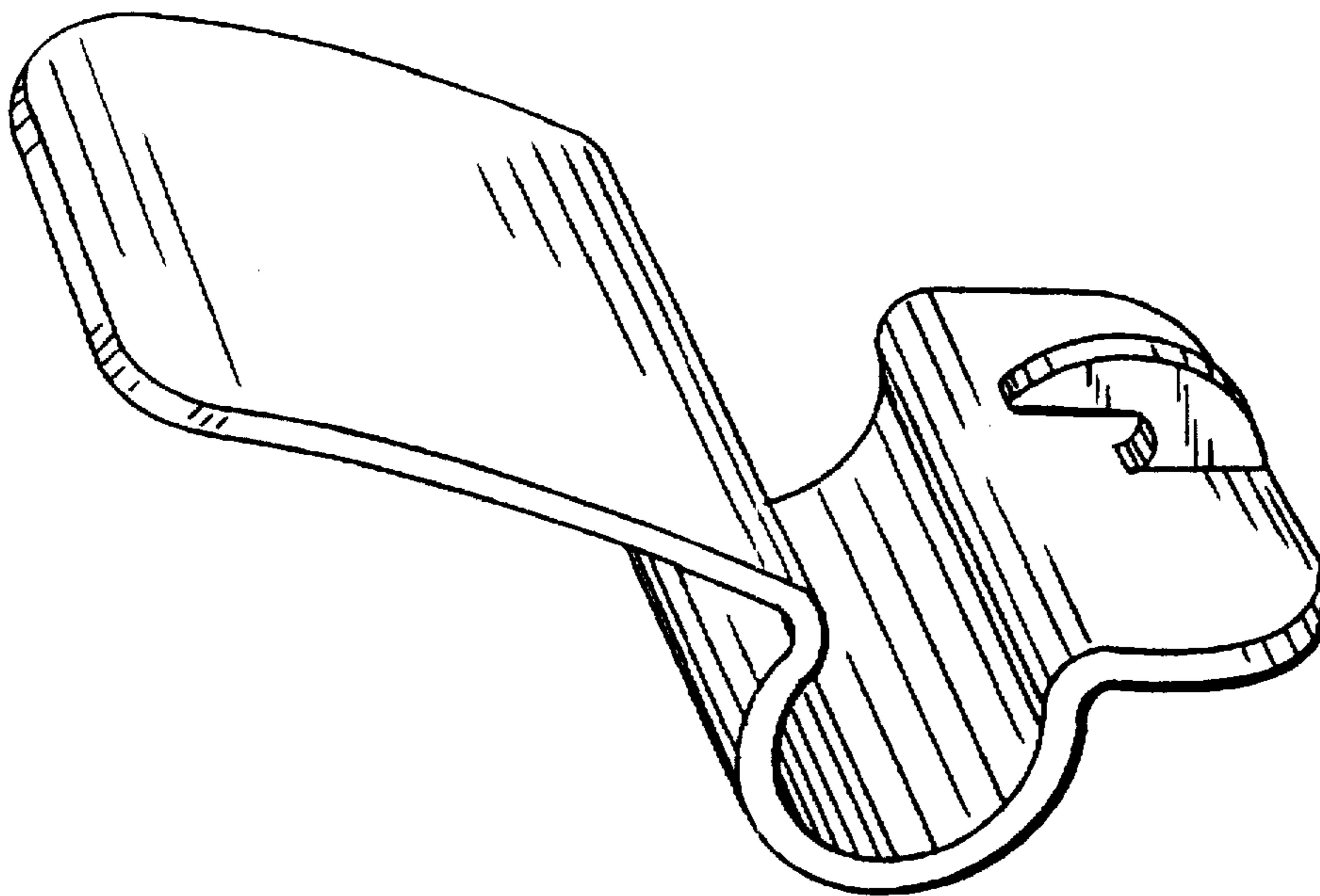
[57] **CLAIM**

The ornamental design for a fastening and hanging bracket, as shown.

**DESCRIPTION**

FIG. 1 is a top, front and right side perspective view of a fastening and hanging bracket embodying my new design; FIG. 2 is a bottom plan view thereof; and, FIG. 3 is a front elevational view thereof, the rear elevation being a mirror image thereof.

**1 Claim, 1 Drawing Sheet**



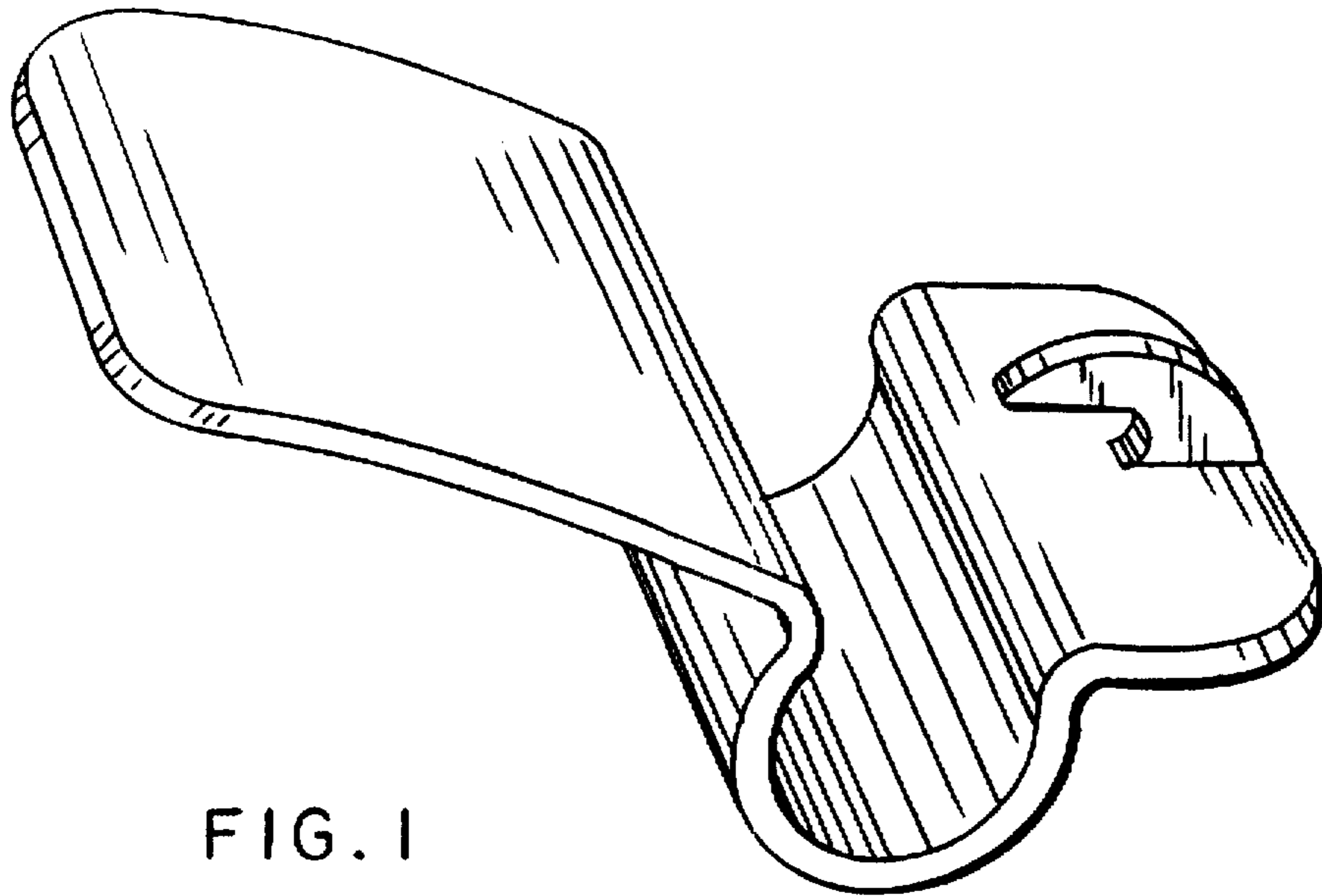


FIG. 1




FIG. 2

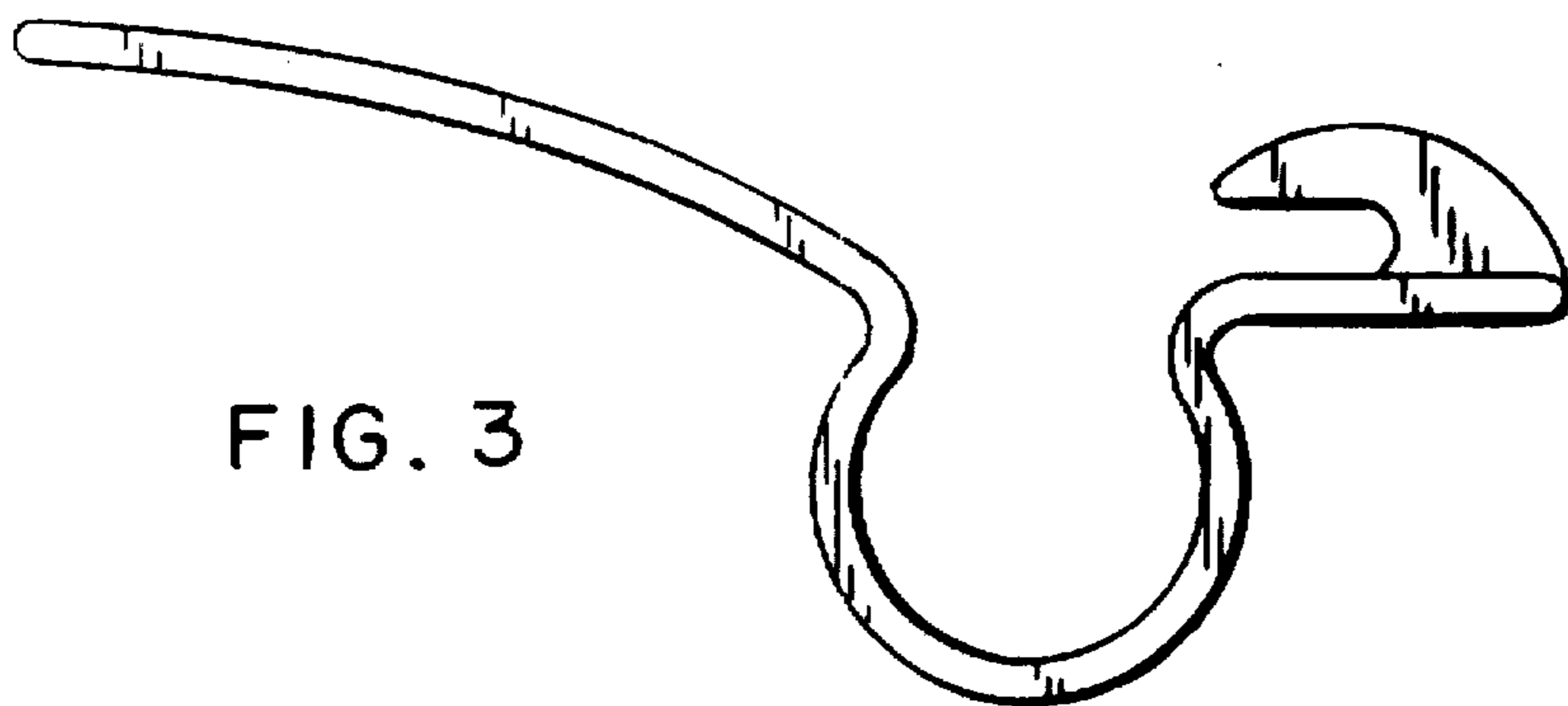


FIG. 3