



US00D393766S

United States Patent [19]

Mazzola et al.

[11] Patent Number: Des. 393,766

[45] Date of Patent: **Apr. 28, 1998

[54] **GROCERY BAG STORAGE DEVICE**

[76] Inventors: **JoAnn Mazzola; Joseph Mazzola**, both of 2827 Amboy Rd., Staten Island, N.Y. 10306

[**] Term: **14 Years**

[21] Appl. No.: **61,050**

[22] Filed: **Oct. 15, 1996**

[51] LOC (6) Cl. **07-99**

[52] U.S. Cl. **D6/513; D3/306; D6/566**

[58] Field of Search **D6/512, 513, 524, D6/566, 525, 546, 552; D3/304, 306; 211/13.1, 49.1, 55, 70.6, 70.7, 71, 75, 86-87, 88, 106, 119, 126, 181.1; 5/93.2, 99.1**

[56] **References Cited**

U.S. PATENT DOCUMENTS

- D. 285,885 9/1986 Cusenza et al. D6/566 X
- D. 295,182 4/1988 Remmers D6/513
- D. 373,039 8/1996 Cohen et al. D6/566
- 1,854,096 4/1932 Baxter 5/99.1 X

- 4,202,065 5/1980 Sullivan 5/99.1
- 4,493,120 1/1985 Watts 5/99.1
- 4,830,200 5/1989 Zambano et al. 211/181.1 X

FOREIGN PATENT DOCUMENTS

- 2550929 8/1983 France 5/93.2

Primary Examiner—Pamela J. Burgess

[57] **CLAIM**

The ornamental design for a grocery bag storage device, as shown and described.

DESCRIPTION

FIG. 1 is a front elevational view of the grocery bag storage device showing our new design;
 FIG. 2 is a rear elevational view thereof;
 FIG. 3 is a right side elevational view thereof;
 FIG. 4 is a left side elevational view thereof;
 FIG. 5 is a top plan view thereof;
 FIG. 6 is a bottom plan view thereof; and,
 FIG. 7 is an isometric view thereof.

1 Claim, 4 Drawing Sheets

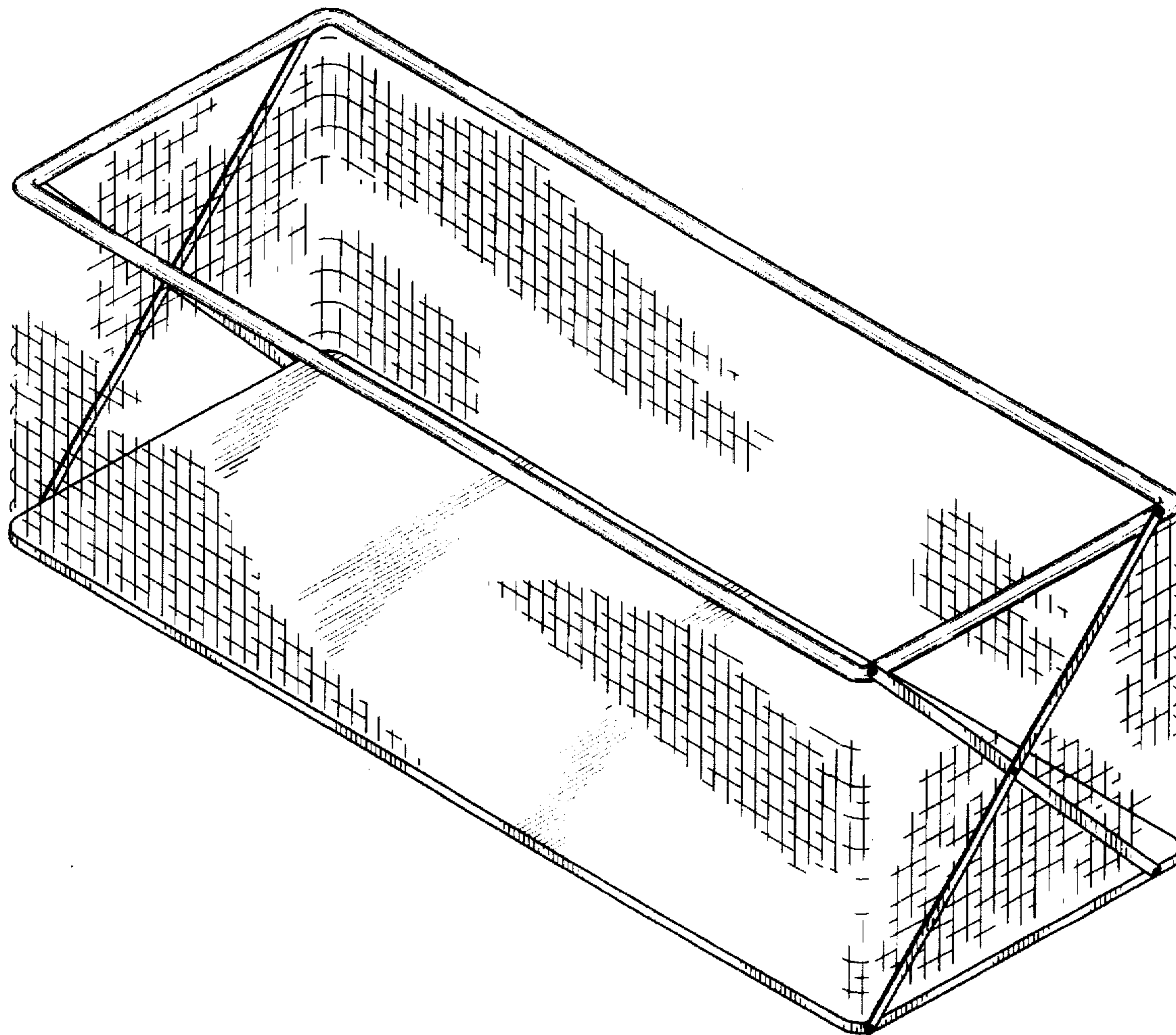


FIG. 1

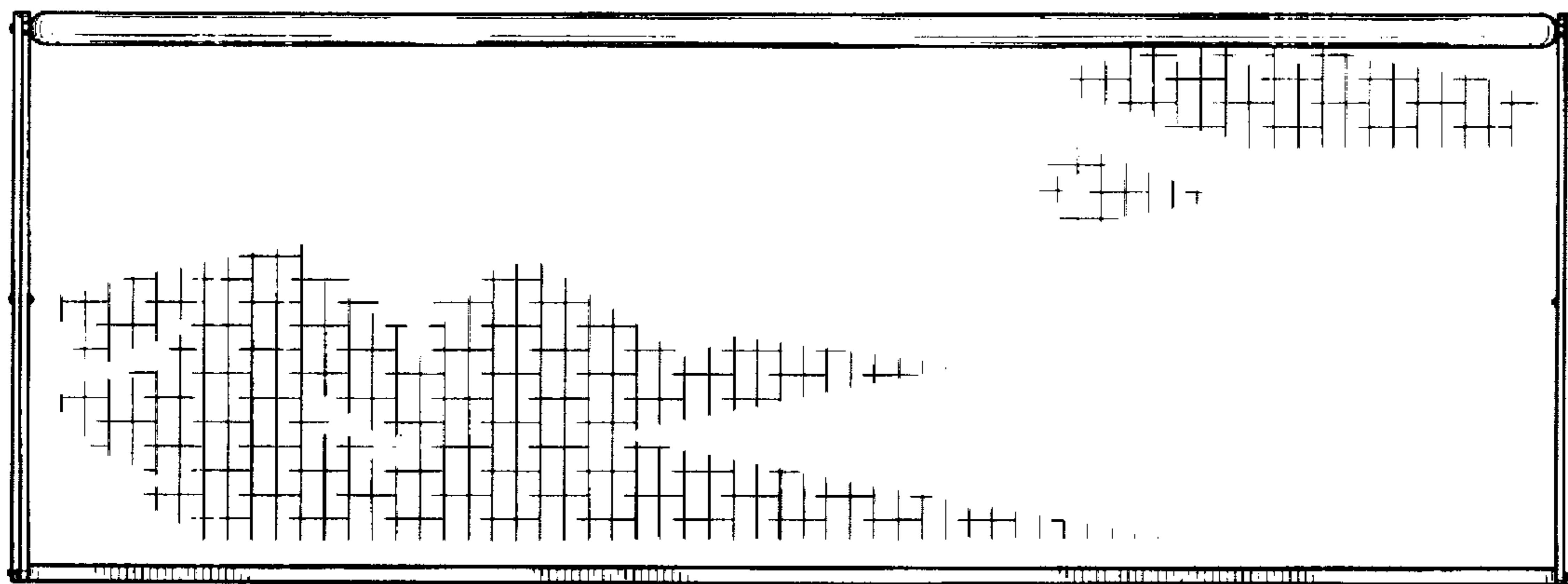


FIG. 2

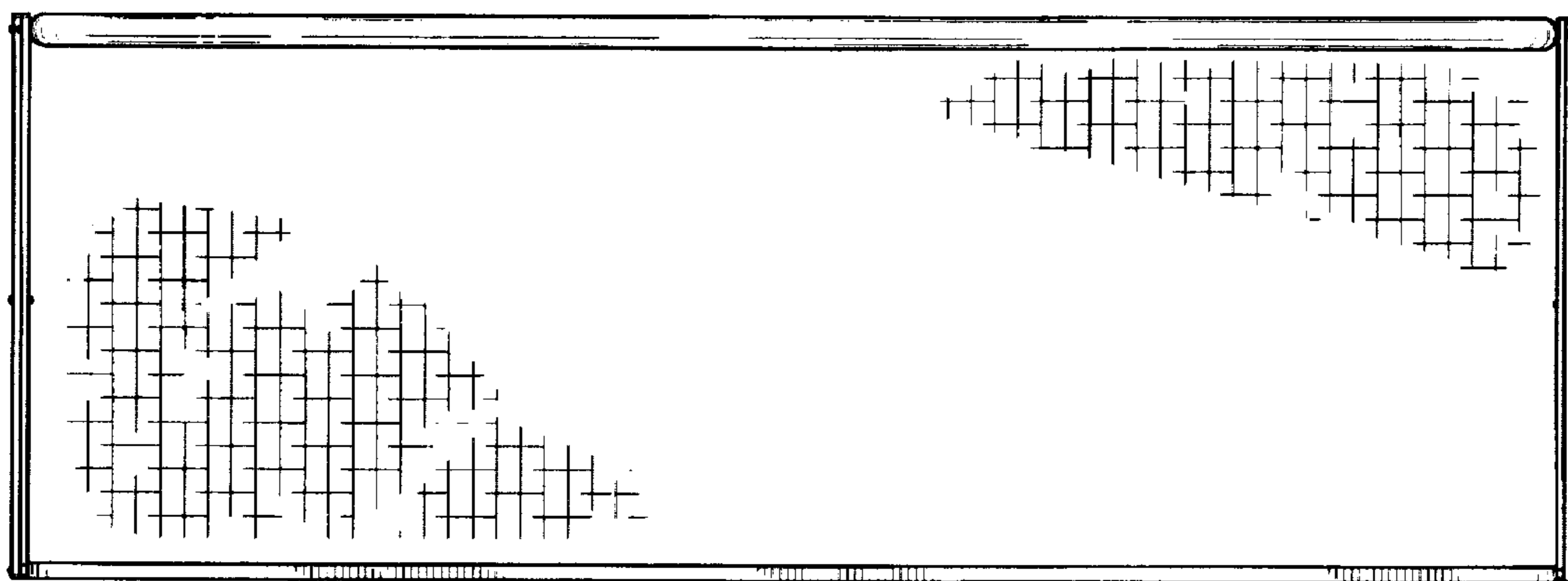


FIG. 3

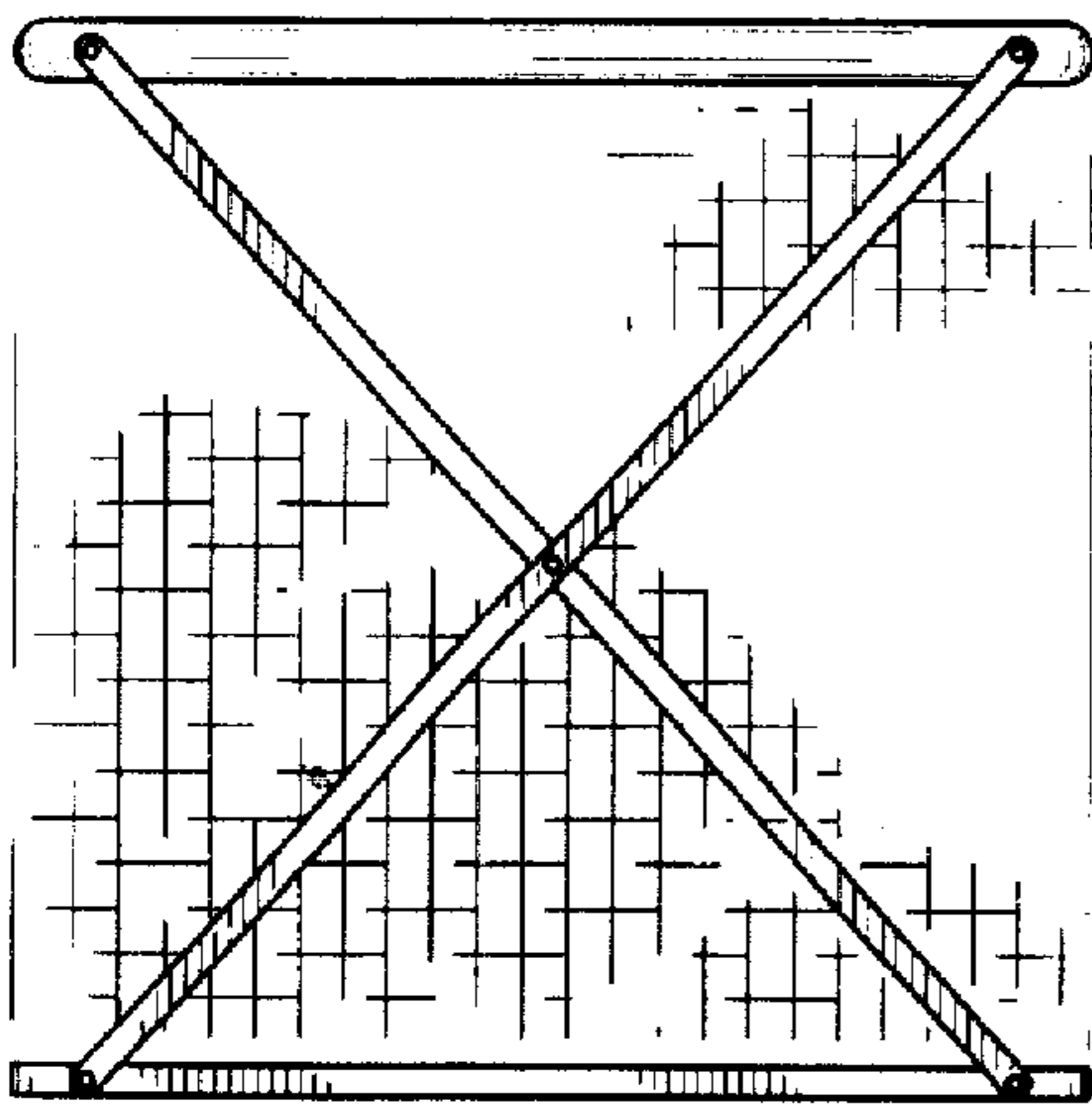


FIG. 4

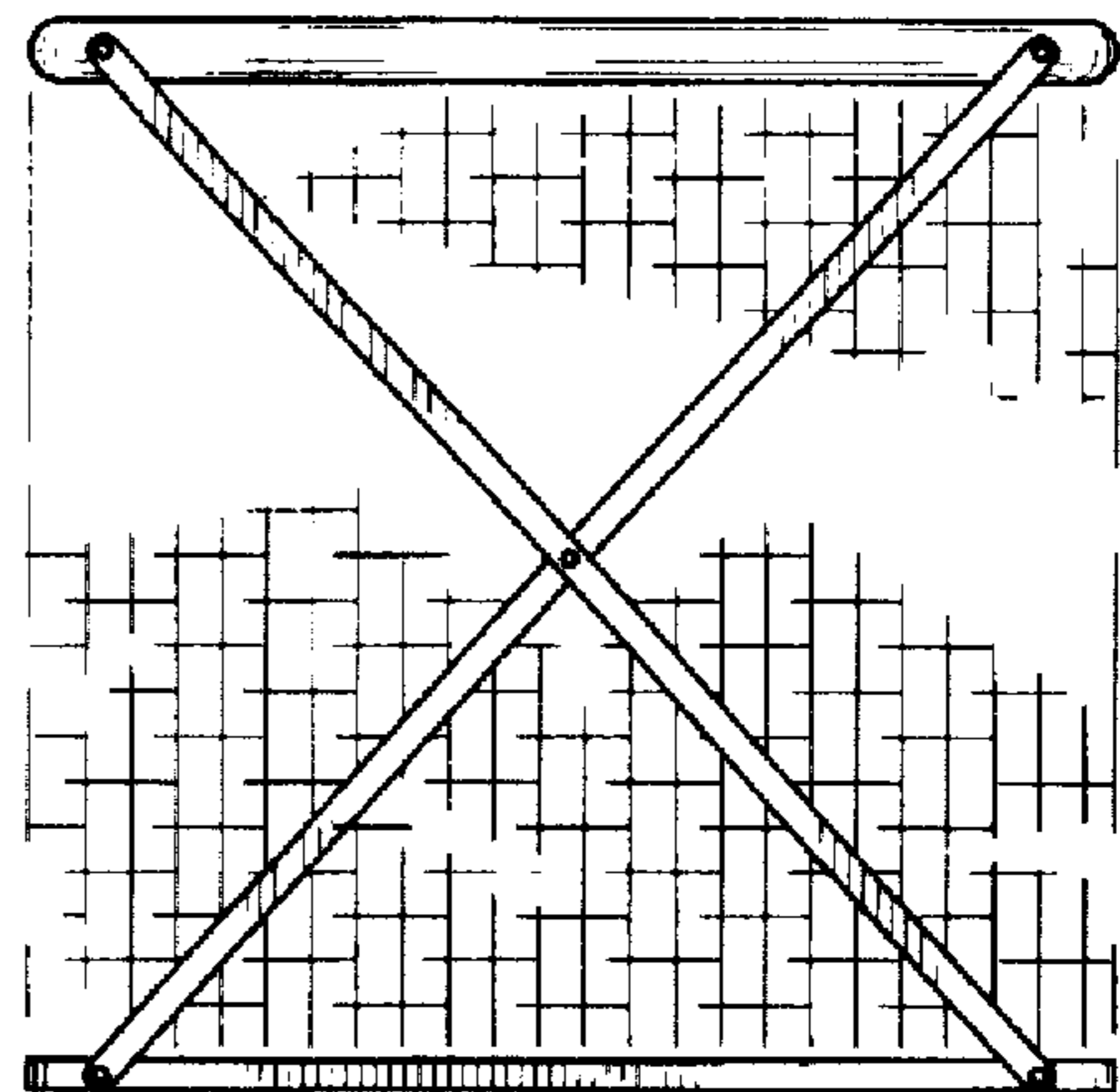


FIG. 5




FIG. 6




FIG. 7

