



US00D393752S

**United States Patent** [19]  
**Maly**

[11] **Patent Number: Des. 393,752**

[45] **Date of Patent: \*\*Apr. 28, 1998**

[54] **SEAT**

D. 300,091 3/1989 Frinier ..... D6/381  
D. 304,266 10/1989 Frinier ..... D6/381

[75] **Inventor: Peter Maly, Hamburg, Germany**

*Primary Examiner*—Gary D. Watson  
*Attorney, Agent, or Firm*—Mathews, Collins, Shepherd & Gould

[73] **Assignee: Roset S.A., France**

[\*\*] **Term: 14 Years**

[57] **CLAIM**

[21] **Appl. No.: 70,963**

The ornamental design for a seat, as shown and described.

[22] **Filed: May 20, 1997**

**DESCRIPTION**

[51] **LOC (6) Cl. .... 06-01**

FIG. 1 is a front elevational view of a seat, showing my new design;

[52] **U.S. Cl. .... D6/334**

FIG. 2 is a front and side perspective view thereof;

[58] **Field of Search ..... D6/334, 373, 374,  
D6/375, 379, 380, 381, 500, 501, 502;  
297/232, 445.1**

FIG. 3 is a side elevational view, taken from the left of FIG. 1, the side elevational view from the right of FIG. 1 being the mirror image thereof;

[56] **References Cited**

FIG. 4 is a rear and side perspective view thereof;

**U.S. PATENT DOCUMENTS**

FIG. 5 is a rear elevational view thereof; and,

FIG. 6 is a top plan view thereof.

D. 189,910 3/1961 Hess ..... D6/380  
D. 299,191 1/1989 Frinier ..... D6/375

**1 Claim, 6 Drawing Sheets**





**FIG. 1**






FIG. 2






FIG. 3





FIG. 4





FIG. 5






FIG. 6

