

US00D393743S

United States Patent [19]
Serniotti

[11] **Patent Number: Des. 393,743**
[45] **Date of Patent: **Apr. 28, 1998**

[54] **BALLOON ORGANIZER**

[76] **Inventor: Stephen A. Serniotti, 265 NE. 186th, Portland, Oreg. 97230**

[**] **Term: 14 Years**

[21] **Appl. No.: 71,505**

[22] **Filed: May 30, 1997**

[51] **LOC (6) Cl. 03-01**

[52] **U.S. Cl. D3/201; D9/341**

[58] **Field of Search D9/305, 418, 341; D3/300, 201; D21/84; 446/220-226; 116/DIG. 3; 206/769-771, 775-778, 816, 573; 229/4.5, 800, 928; 383/38-41, 906**

[56] **References Cited**

U.S. PATENT DOCUMENTS

D. 156,308	12/1949	Ash	D9/418
D. 318,370	7/1991	White	D3/321
D. 339,389	9/1993	Peppin	D21/84
D. 367,422	2/1996	Chuang	D9/418 X
D. 369,543	5/1996	Culliss	D9/305
D. 374,619	10/1996	Cook	D9/418
2,436,684	2/1948	Annis	D1/84 X
3,331,513	7/1967	Cappelli	383/39 X

3,854,577	12/1974	DuMolin	206/778
4,837,955	6/1989	Grabhorn	446/220 X
5,174,447	12/1992	Fleming	383/39 X
5,337,907	8/1994	McKenzie et al.	383/39 X
5,547,077	8/1996	Wang	383/39 X

Primary Examiner—Prabhakar G. Deshmukh
Attorney, Agent, or Firm—Kolisch, Hartwell, Dickinson, McCormack & Heuser

[57] **CLAIM**

The ornamental design for balloon organizer, as shown and described.

DESCRIPTION

FIG. 1 is a top plan view of a balloon organizer showing my new design;
FIG. 2 is a bottom view thereof;
FIG. 3 is a right-side view of the balloon organizer with a tank shown in dashed lines, the left-side view of the organizer being a mirror image of the organizer as shown;
FIG. 4 is a front elevation view thereof; and
FIG. 5 is a rear elevation view thereof.
The broken line showing of a tank is for illustrative purpose only and forms no part of the claim. The dash lines represent stitch lines.

1 Claim, 2 Drawing Sheets

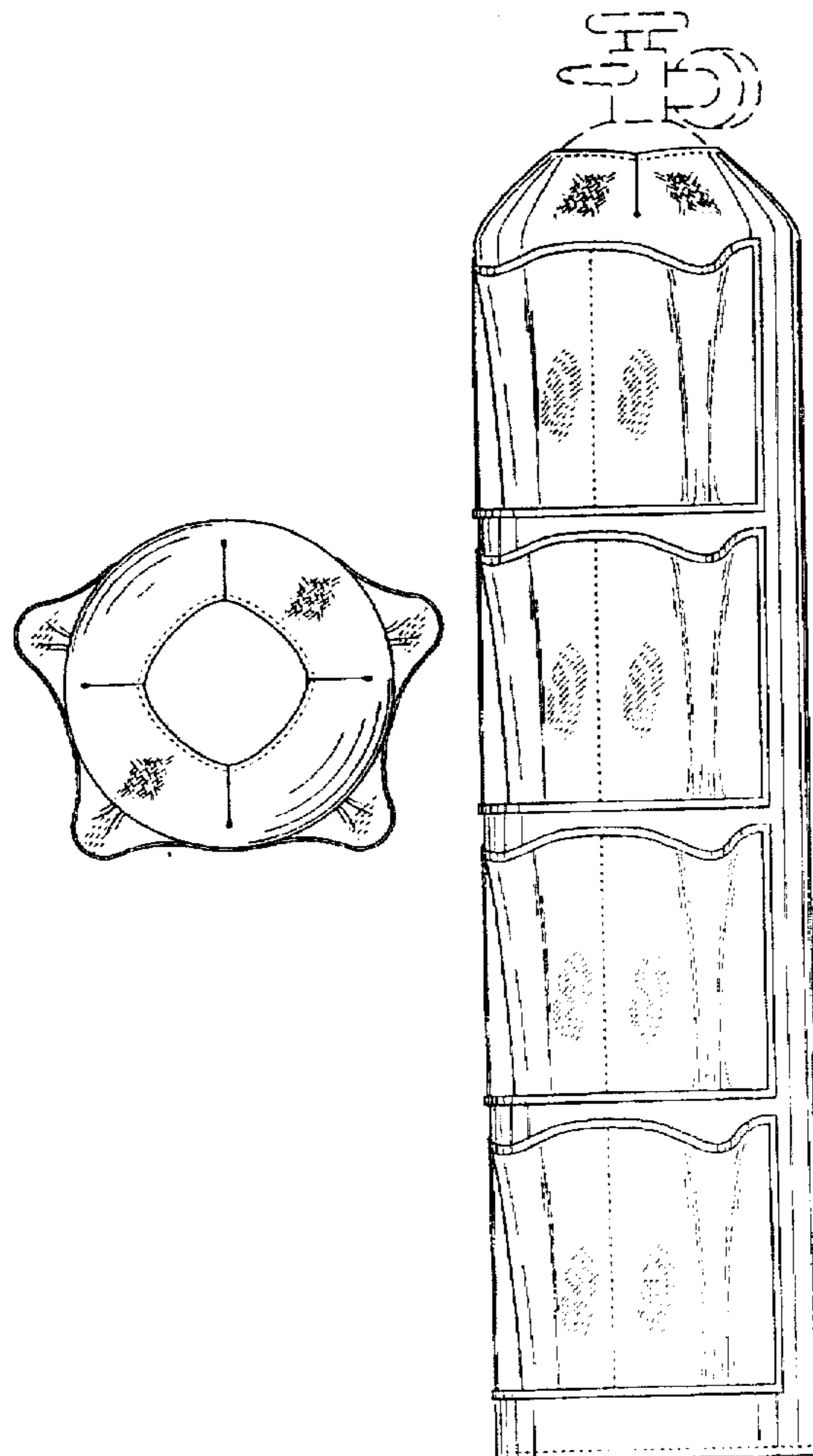


FIG. 1

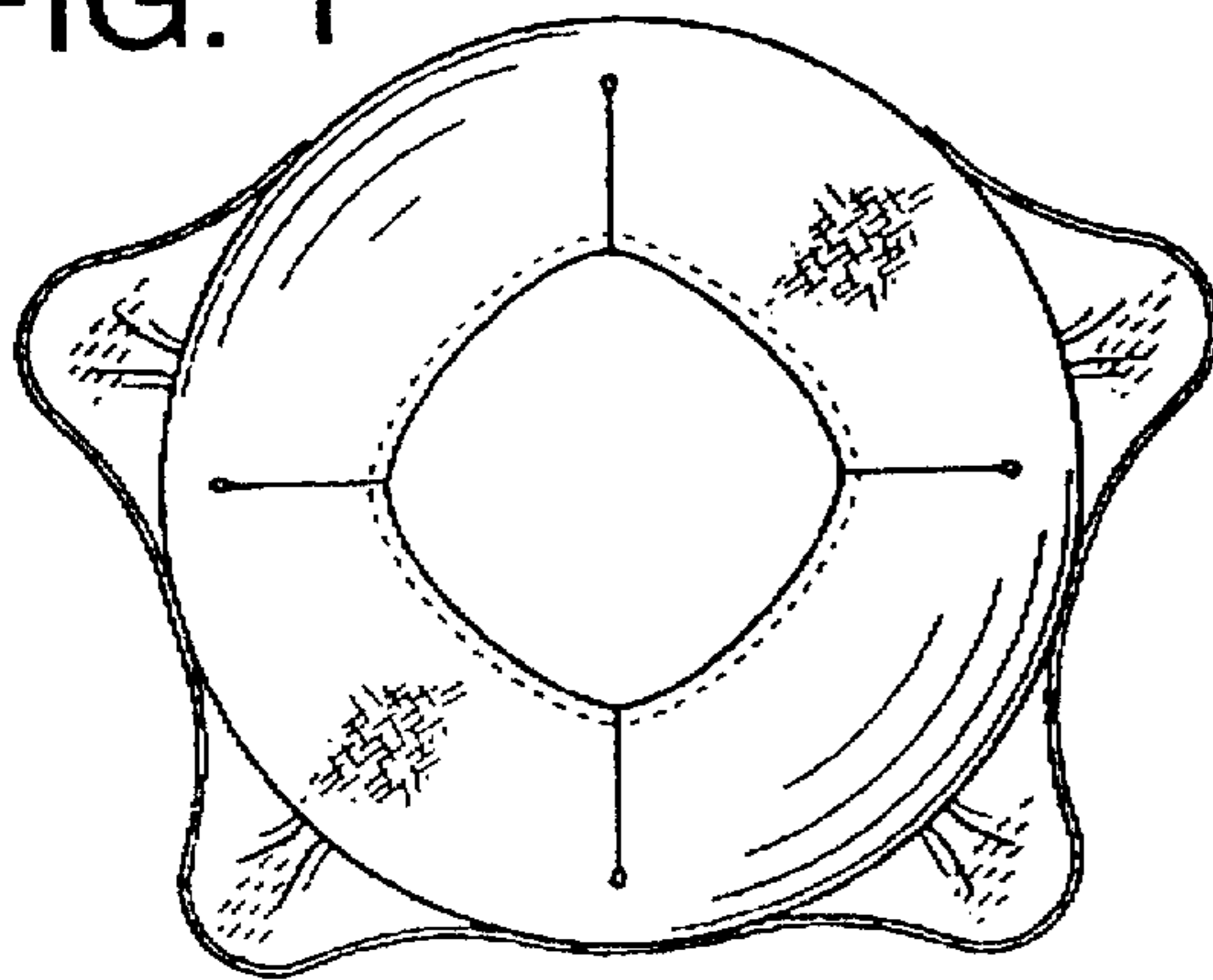


FIG. 2

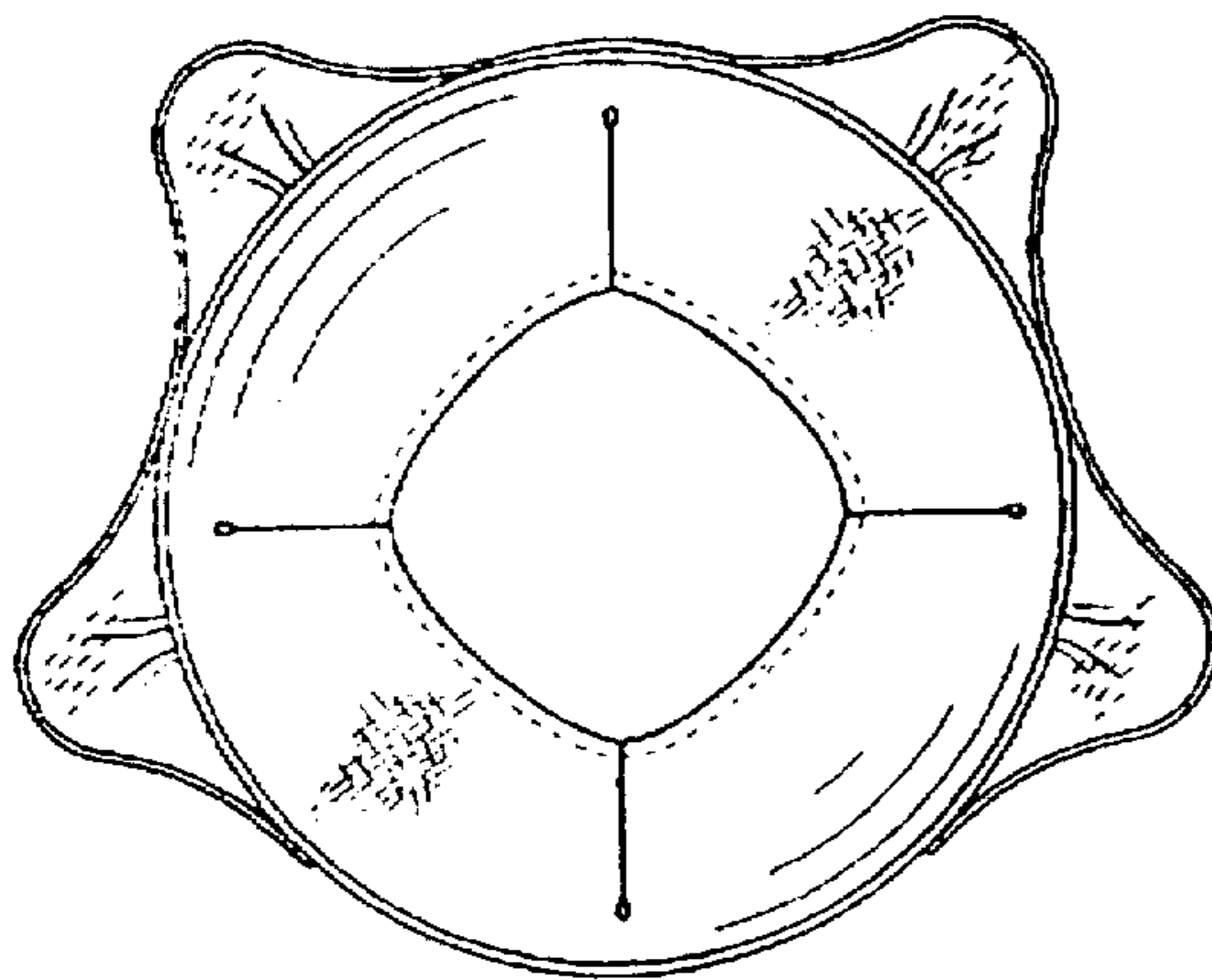


FIG. 3

