



US00D393742S

United States Patent [19] El-Edwy

[11] Patent Number: **Des. 393,742**
[45] Date of Patent: ****Apr. 28, 1998**

[54] **UMBRELLA CASE**
[75] Inventor: **Magda El-Edwy**, Duluth, Ga.
[73] Assignee: **CUI International Inc.**, Norcross, Ga.
[**] Term: **14 Years**
[21] Appl. No.: **70,023**
[22] Filed: **Apr. 8, 1997**
[51] **LOC (6) Cl.** **03-01**
[52] **U.S. Cl.** **D3/11; D3/290; D3/287**
[58] **Field of Search** **D3/11, 290, 294, D3/287; 224/186, 904, 913, 915**

Purses and pouches -CF Trading Company, Hong Kong Enterprise, p. 478, Feb. 1993.
Pouches -GE GE & ON ON, Hong Kong Enterprise, p. 482 (left center of page), Feb. 1993.
Purse -Liberty Umbrella Co., Inc., Black quilted material w/gold chain interwoven with black fabric, Date unknown.
Purse -Liberty umbrella Co., Inc., Date unknown.
Purse -Chanel , Chanel Boutique, No. 5 East 57th Street, New York, New York, Date unknown.
Purse -Elegant Scene Leather Goods Ltd., Hong Kong Enterprise, p. 484 -Handbag and Travel Goods, Feb. 1993.

Primary Examiner-Philip S. Hyder
Attorney, Agent, or Firm-Kennedy, Davis & Kennedy, P.C.

[56] References Cited

U.S. PATENT DOCUMENTS

D. 114,109	4/1939	Nash	D6/316
D. 333,383	2/1993	Brooks	D3/283
D. 334,689	4/1993	Mason	D3/300
D. 335,957	6/1993	Cantrell et al.	D3/303
D. 347,520	6/1994	El-Edwy	D3/11
D. 352,827	11/1994	Schildkraut	D3/283
D. 360,749	8/1995	El-Edwy	D3/11
D. 369,238	4/1996	Cain	D3/11
D. 374,975	10/1996	Vargas et al.	D3/300
D. 380,085	6/1997	Ramsey	D3/11
4,558,807	12/1985	Jackson	224/251

FOREIGN PATENT DOCUMENTS

3524-855-A	12/1985	Germany	135/34.2
480 819	1/1969	Switzerland	135/34.2

OTHER PUBLICATIONS

Purse -East Asia Handbag Limited, Item 91401A, Date unknown.
Pouches-Favorable Handbag Factory, Hong Kong Enterprise, Top right, p. 538, Nov. 1990.

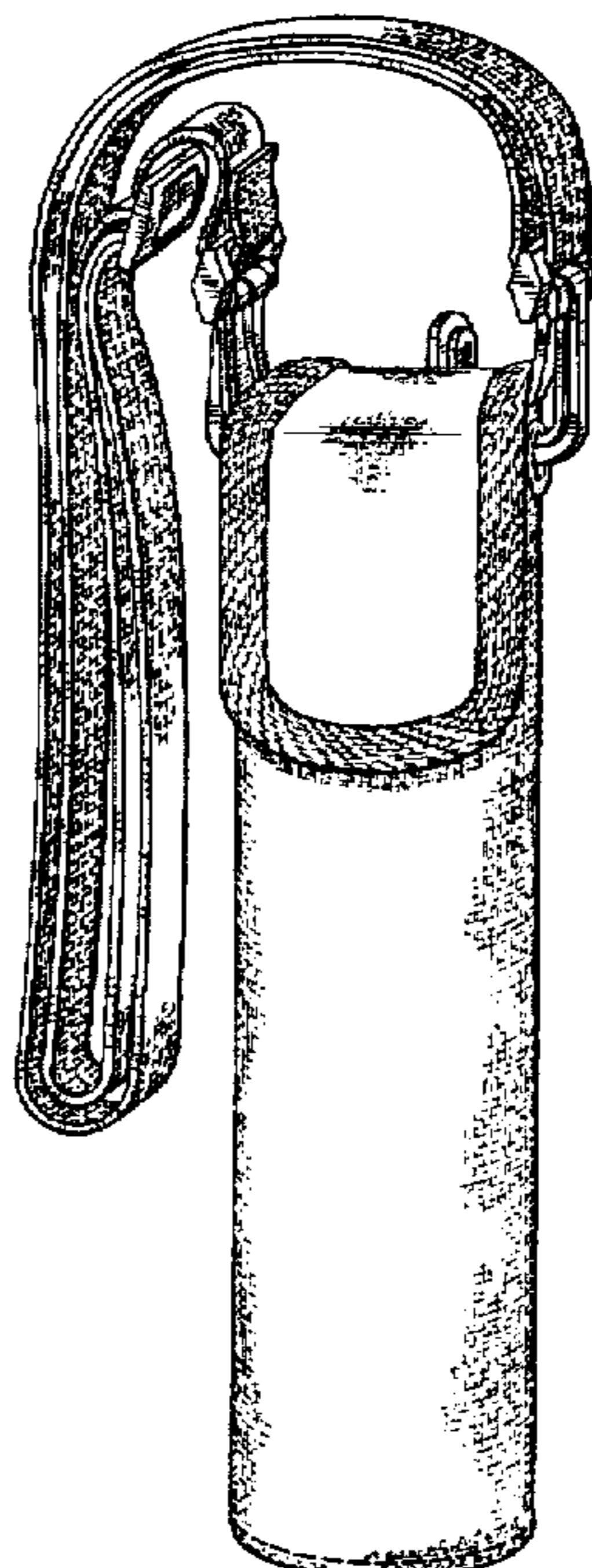
[57] CLAIM

The ornamental design for an umbrella case, as shown and described.

DESCRIPTION

FIG. 1 is a perspective view of an umbrella case showing my design;
FIG. 2 is a front view thereof;
FIG. 3 is a rear view thereof;
FIG. 4 is a right side elevational view thereof;
FIG. 5 is a left side elevational view thereof;
FIG. 6 is a top view thereof; and,
FIG. 7 is a bottom view thereof.

1 Claim, 4 Drawing Sheets



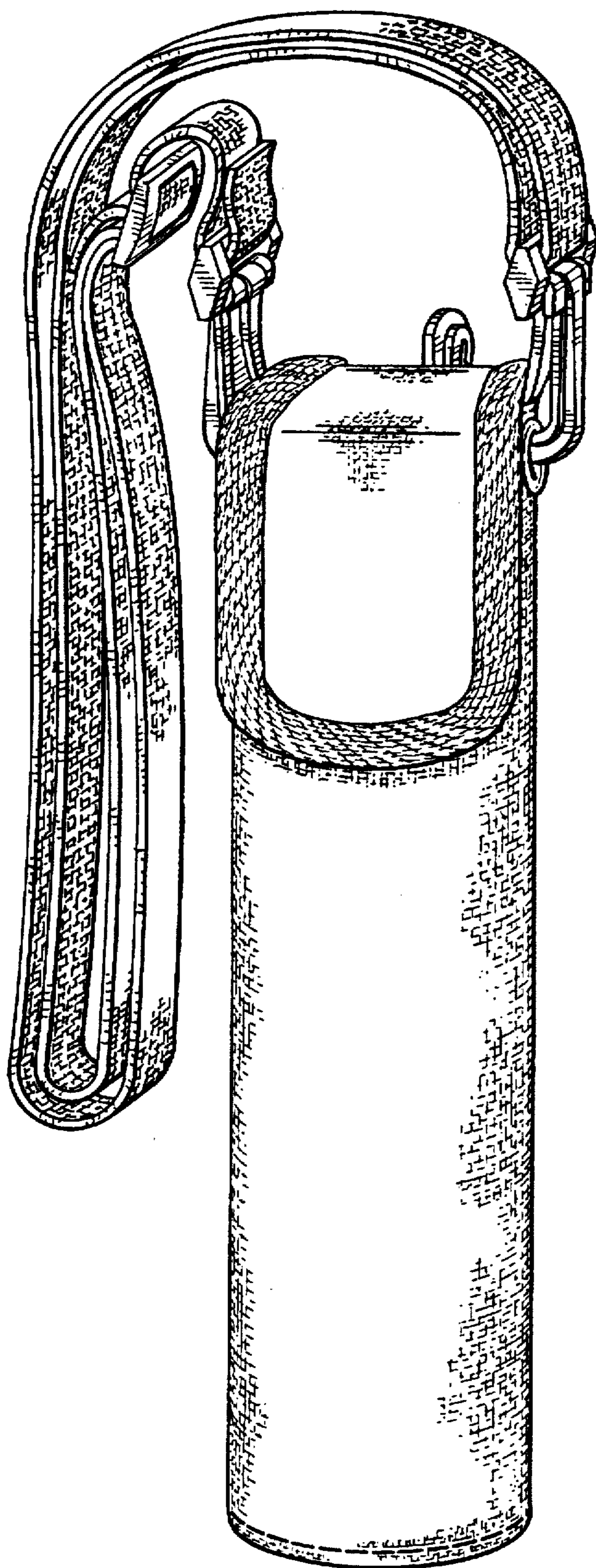


FIG. 1

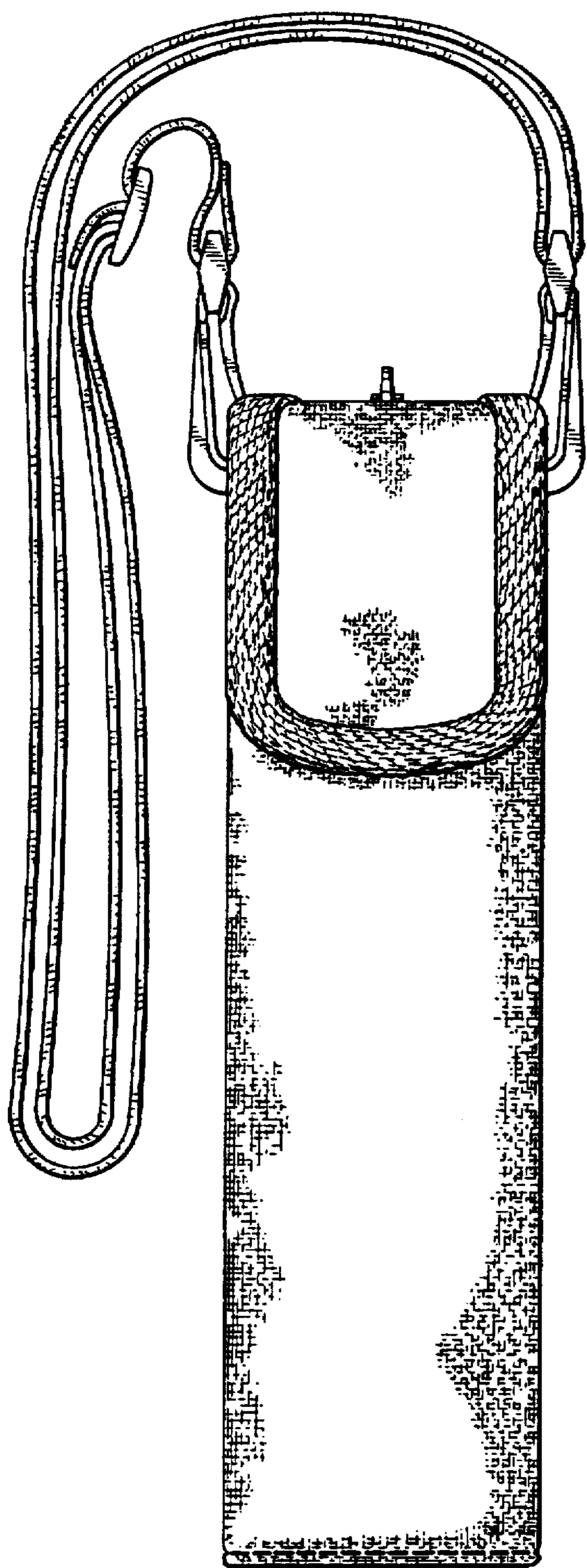


FIG. 2

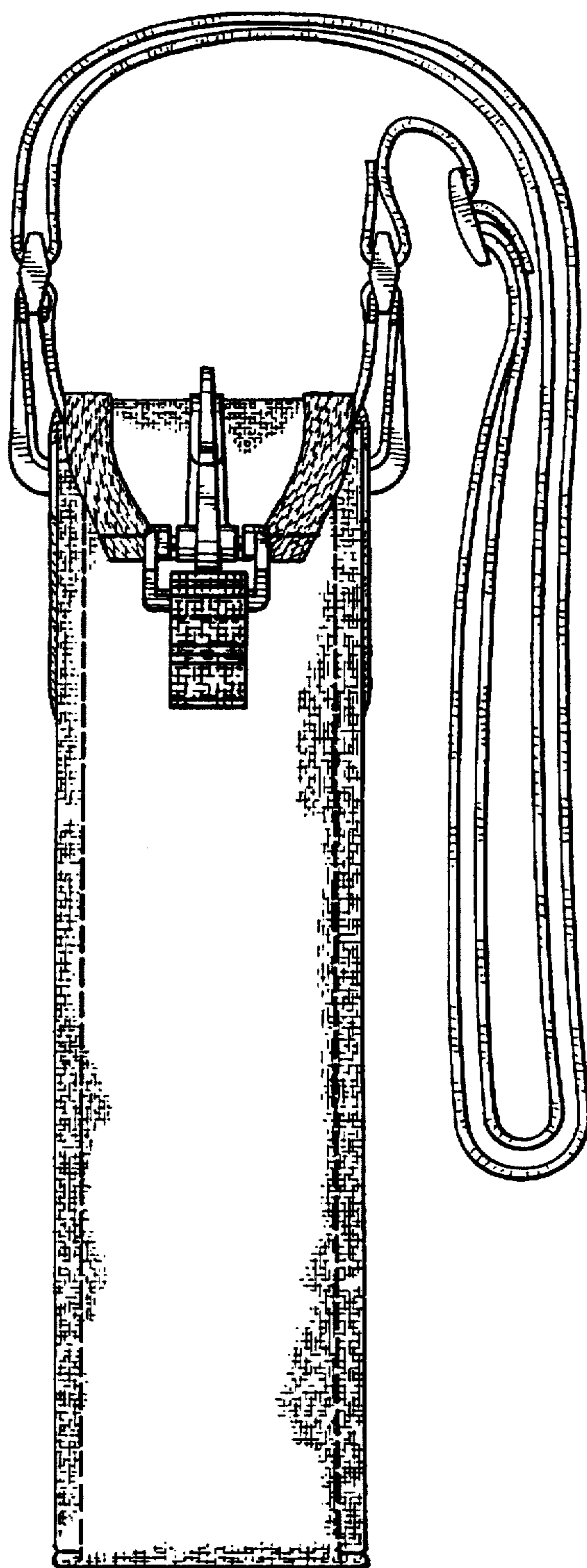


FIG. 3

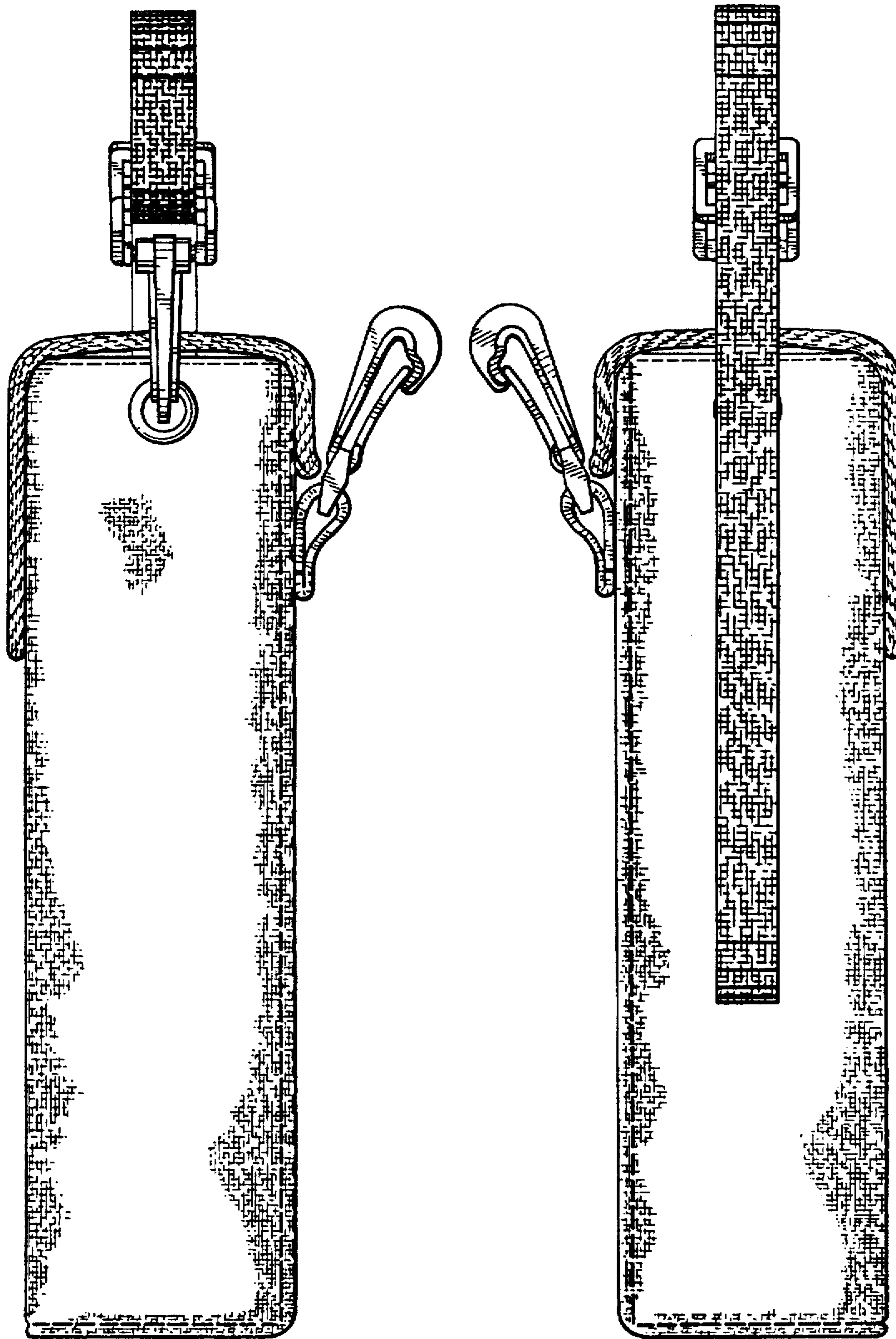


FIG. 4

FIG. 5

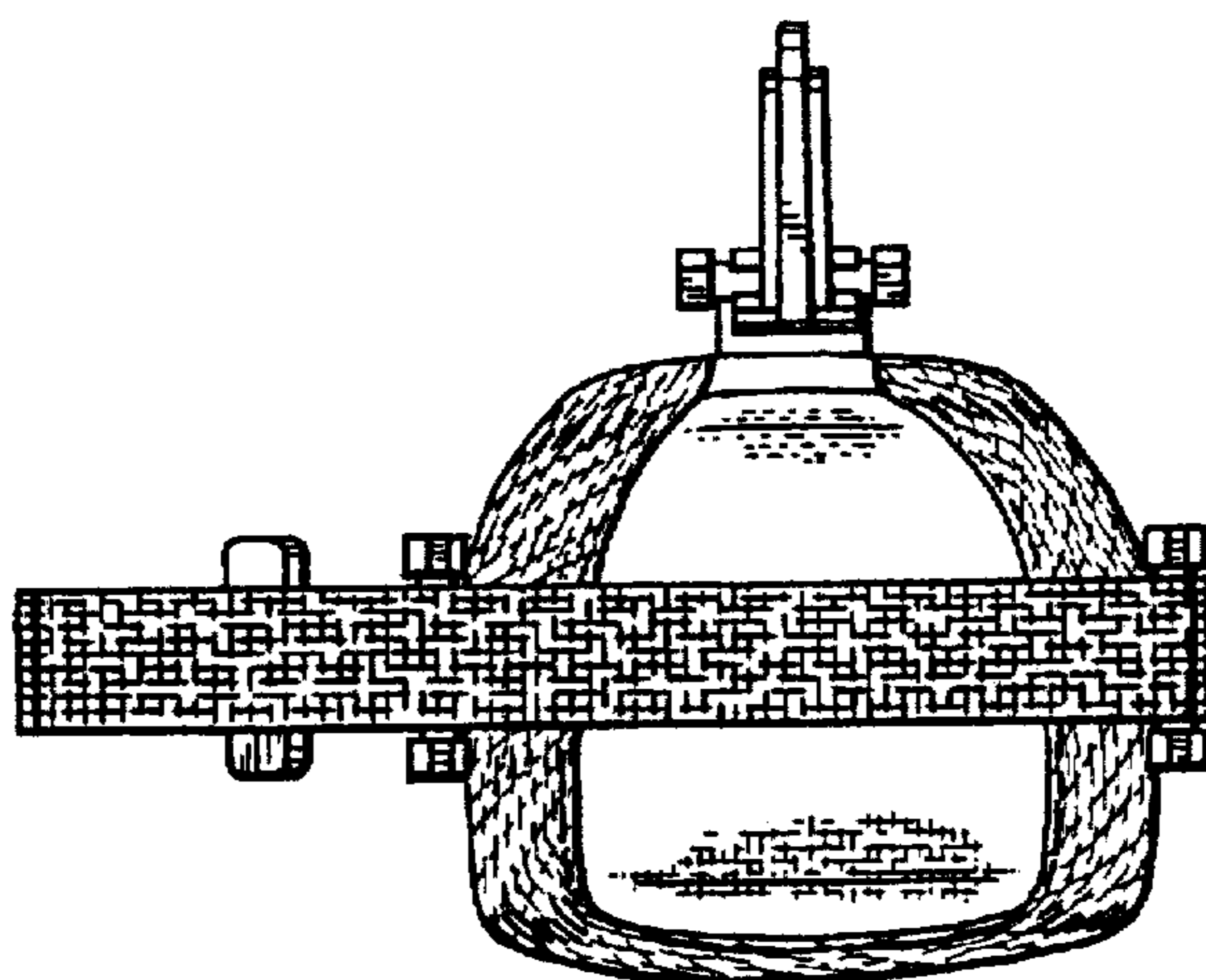


FIG. 6

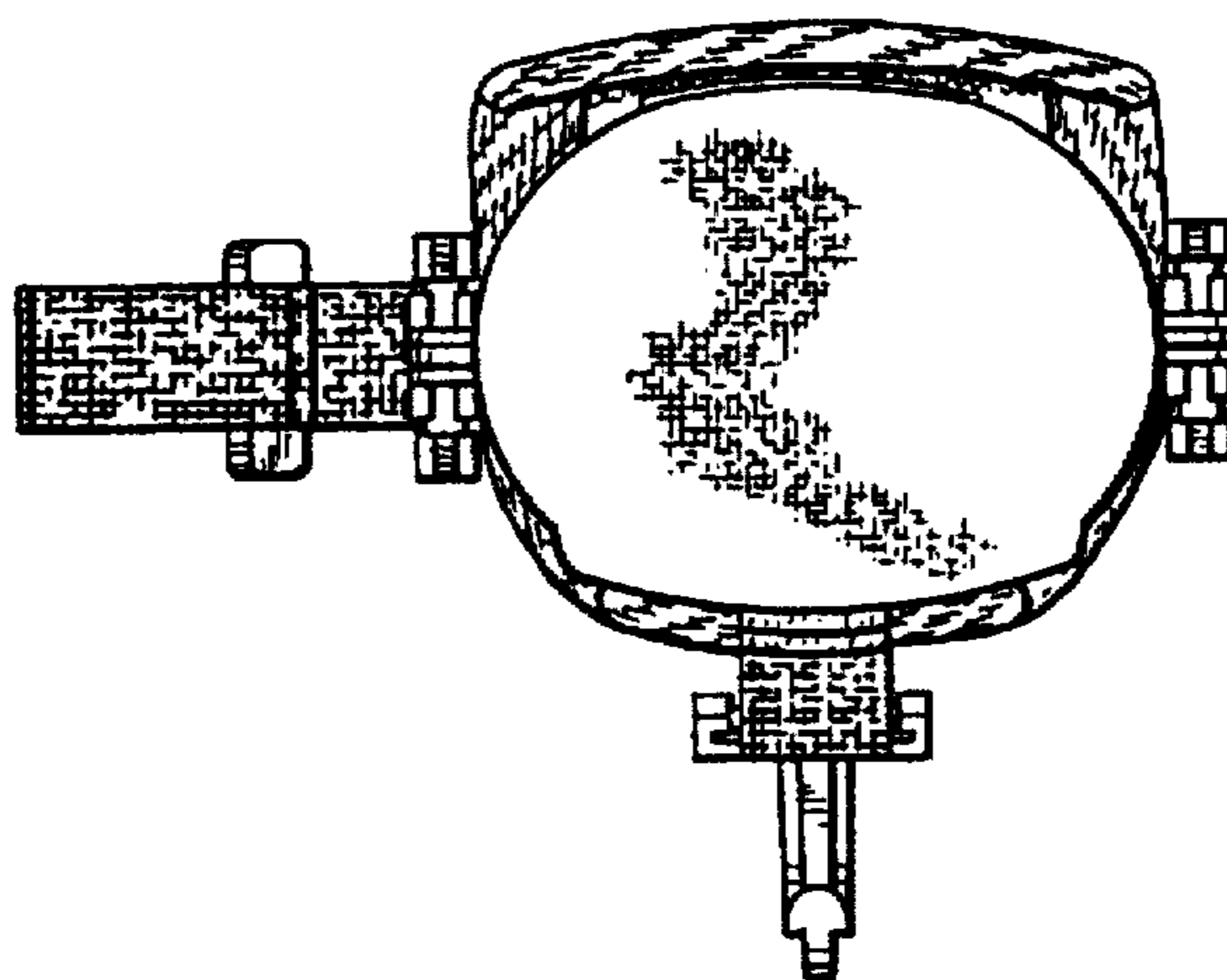


FIG. 7