



US00D393715S

**United States Patent** [19]  
**Strickland**

[11] **Patent Number: Des. 393,715**

[45] **Date of Patent: \*\*Apr. 21, 1998**

[54] **OPTICAL FIBER HANDPIECE**  
[75] **Inventor: Richard D. Strickland, Sandy, Utah**  
[73] **Assignee: HGM, Inc., Salt Lake City, Utah**  
[\*\*] **Term: 14 Years**  
[21] **Appl. No.: 59,577**  
[22] **Filed: Sep. 13, 1996**  
[51] **LOC (6) Cl. .... 24-02**  
[52] **U.S. Cl. .... D24/133**  
[58] **Field of Search ..... D24/150, 133,  
D24/127; 606/161, 162, 15, 16, 1, 34, 32,  
108; 604/118-119, 35, 32, 41; 385/117-120,  
901; 607/53**

4,985,027 1/1991 Dressel ..... 606/15  
5,428,699 6/1995 Pon ..... 606/108  
5,486,171 1/1996 Chou ..... 606/16  
5,505,725 4/1996 Samson ..... 600/108

*Primary Examiner—Doris Clark*  
*Attorney, Agent, or Firm—Thorpe, North & Western, L.L.P.*

[57] **CLAIM**

The ornamental design for an optical fiber handpiece, as shown and described.


**DESCRIPTION**

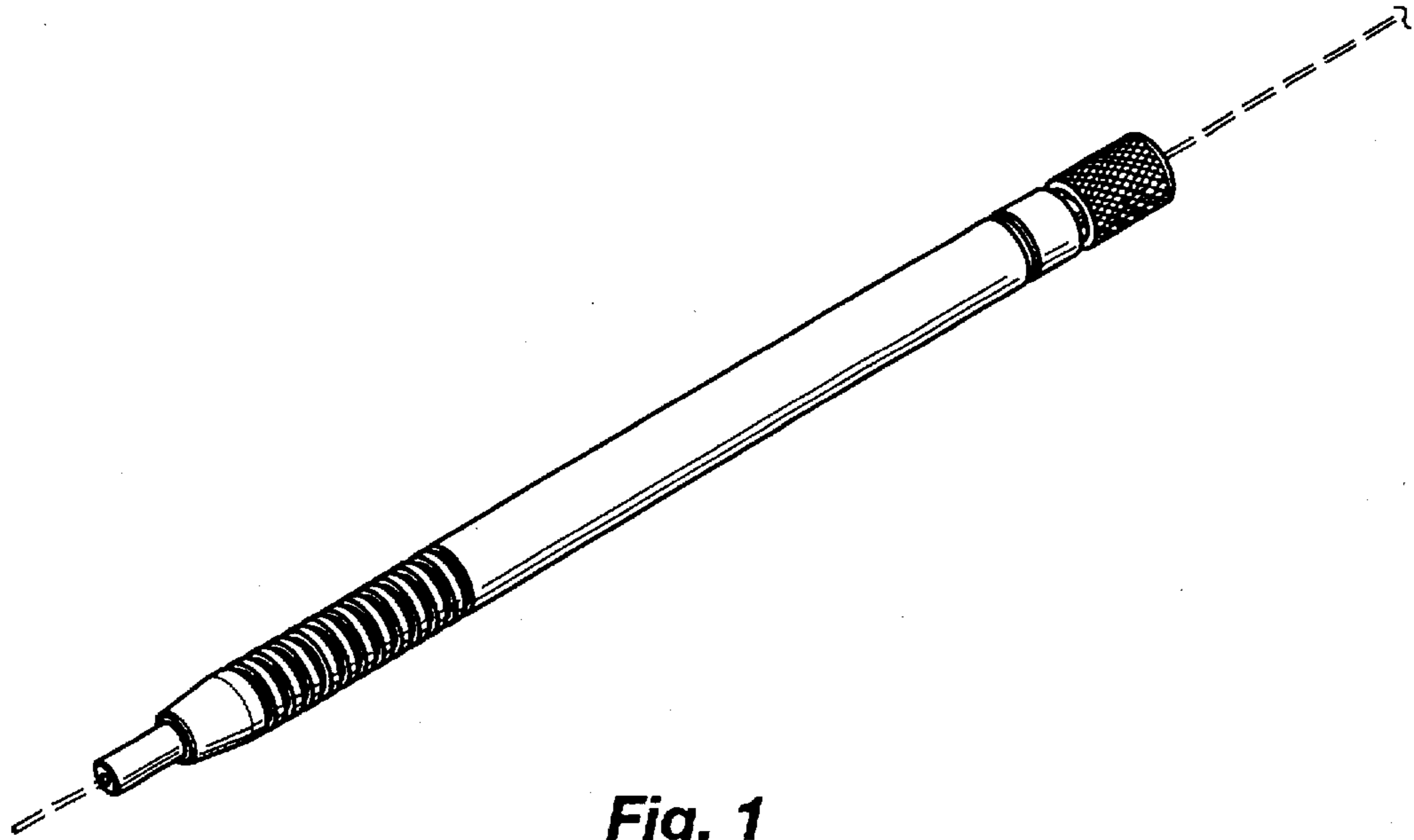
FIG. 1 is perspective view of the optical fiber handpiece;  
FIG. 2 is a side view thereof;  
FIG. 3 is a rear view thereof; and,  
FIG. 4 is a front view thereof.

The broken lines are for illustrative purposes only and form no part of the claimed design.


[56] **References Cited**  
**U.S. PATENT DOCUMENTS**  
341,200 11/1886 Yoshimoto ..... D24/133

**1 Claim, 1 Drawing Sheet**

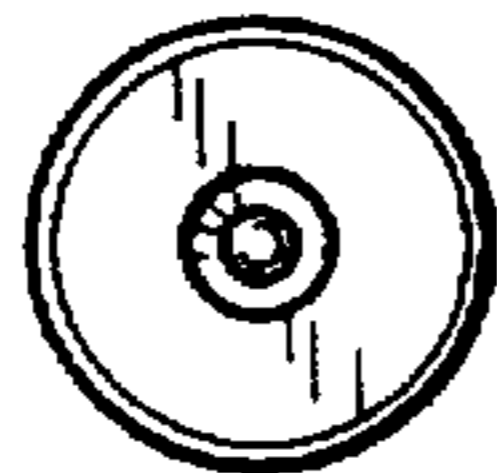




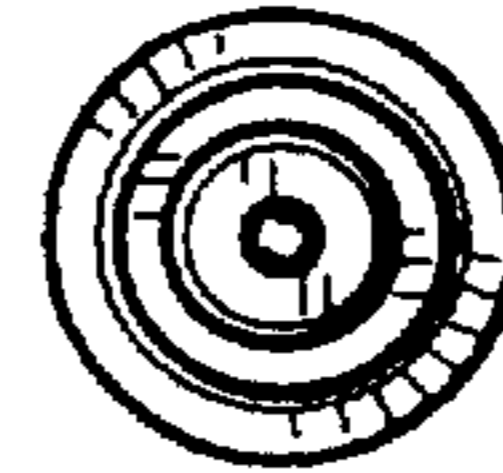
**Fig. 1**



**Fig. 2**



**Fig. 3**



**Fig. 4**