



US00D393673S

United States Patent [19]

Cope et al.

[11] Patent Number: **Des. 393,673**

[45] Date of Patent: ****Apr. 21, 1998**

[54] **GOLF CLUB**

[75] Inventors: **James Robert Cope**, Louisville;
Christian Paul Marlowe, Nederland,
both of Colo.

[73] Assignee: **Copex Corporation**, Boulder, Colo.

[**] Term: **14 Years**

[21] Appl. No.: **55,455**

[22] Filed: **Jun. 5, 1996**

[51] LOC (6) Cl. **21-02**

[52] U.S. Cl. **D21/214**

[58] Field of Search D21/214; 473/338,
473/343, 344, 324, 327, 328

[56] **References Cited**

U.S. PATENT DOCUMENTS

- D. 97,418 11/1935 Smith D21/214
- D. 225,419 12/1972 Mills D21/214
- D. 236,639 9/1975 Kanne D21/214

- D. 236,735 9/1975 Bush D21/214
- D. 237,515 11/1975 Thiel D21/214
- D. 340,492 10/1993 Flood D21/214
- D. 378,111 2/1997 Parente et al. D21/214
- 2,639,804 5/1953 Merahn D21/214 X

Primary Examiner—Ted Shooman
Assistant Examiner—Mitchell I. Siegel
Attorney, Agent, or Firm—Sheridan Ross P.C.

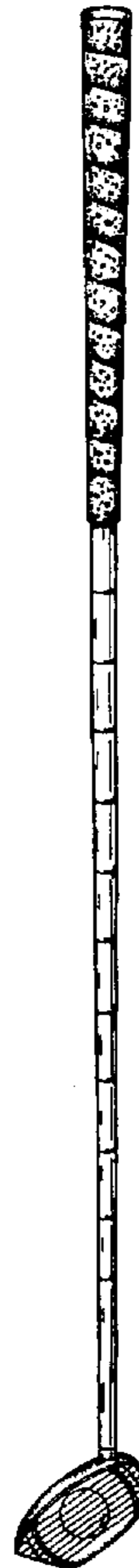
[57] **CLAIM**

The ornamental design for a golf club, as shown and described.

DESCRIPTION

FIG. 1 is a front elevational view of a golf club showing our new design;
FIG. 2 is a left side elevational view thereof;
FIG. 3 is a right side elevational view thereof;
FIG. 4 is a rear elevational view thereof;
FIG. 5 is a bottom plan view thereof; and,
FIG. 6 is a top plan view thereof.

1 Claim, 6 Drawing Sheets



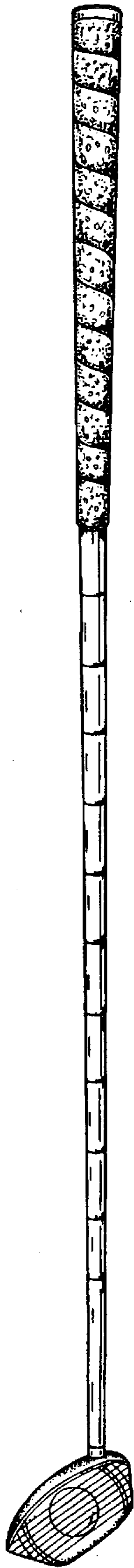


Fig. 1

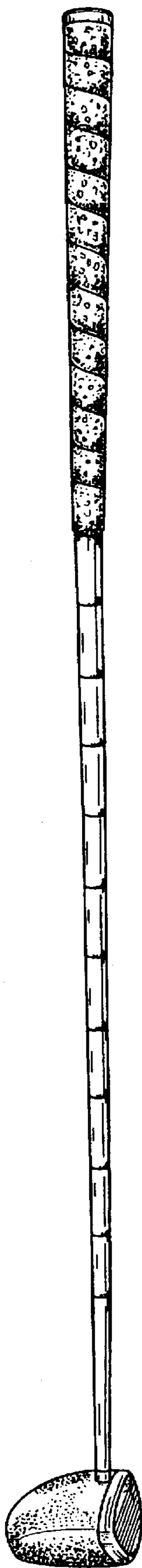


Fig. 2

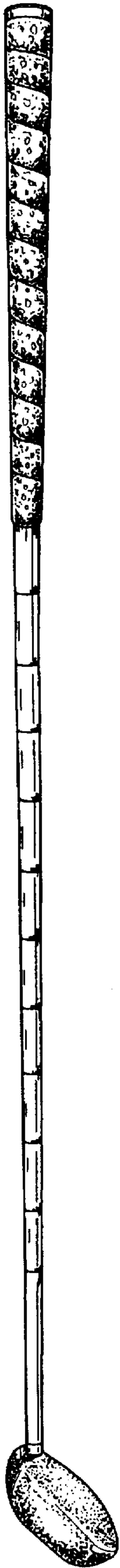


Fig. 3

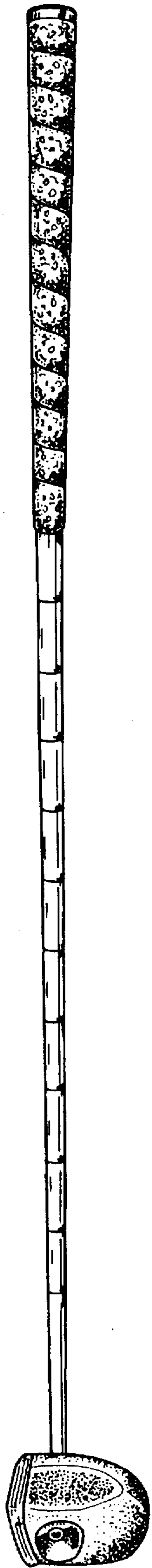


Fig. 4

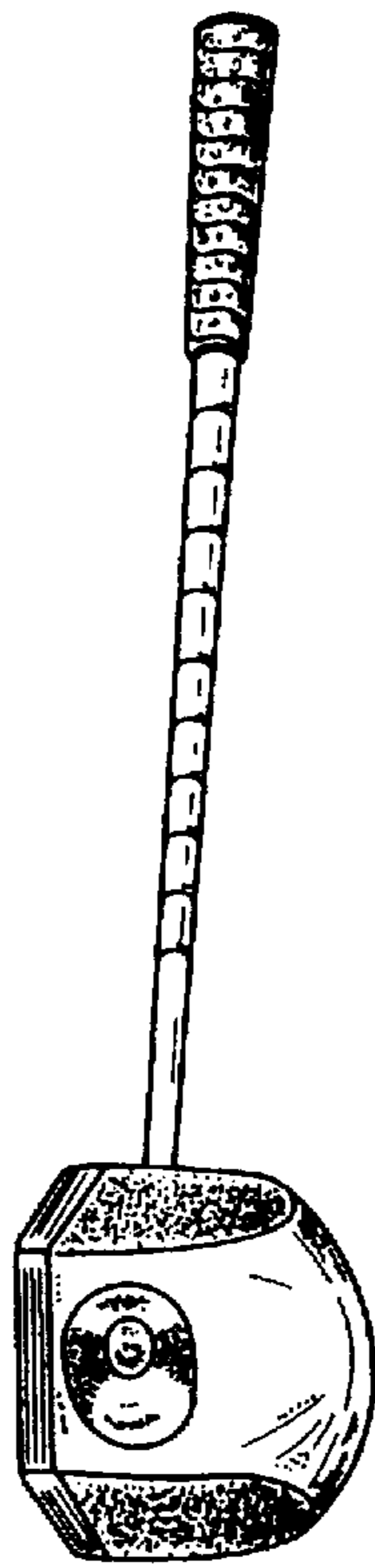


Fig. 5

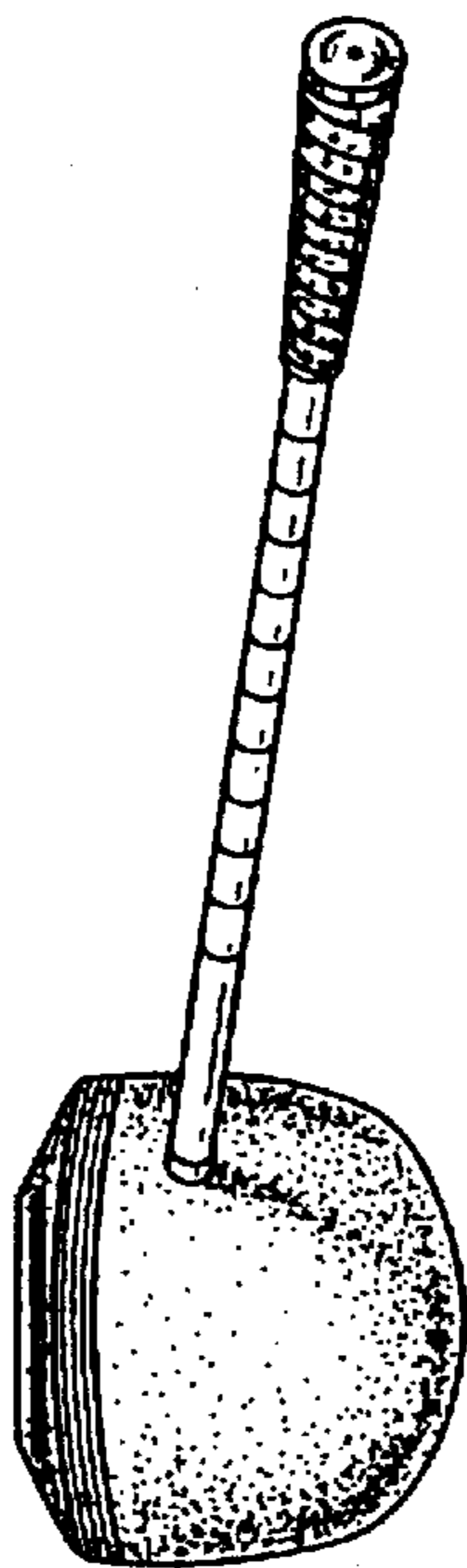


Fig. 6