



US00D393640S

United States Patent [19]

Nagano et al.

[11] Patent Number: Des. 393,640

[45] Date of Patent: **Apr. 21, 1998

[54] PAGER

D. 359,736 6/1995 Ishibashi et al. D14/191
D. 367,059 2/1996 Vaughn et al. D14/191

[75] Inventors: **Katsumi Nagano; Hiroki Nishii;**
Masao Tamura; Toshiro Iizuka, all of
Kanagawa, Japan

FOREIGN PATENT DOCUMENTS

946044 2/1996 Japan .
947145 2/1996 Japan .

[73] Assignee: **Matsushita Electric Industrial Co.,**
Ltd., Japan

[**] Term: 14 Years

Primary Examiner—Ted Shooman
Assistant Examiner—Nanda Bondade
Attorney, Agent, or Firm—Saidman DesignLaw Group

[21] Appl. No.: 67,565

[57] CLAIM

[22] Filed: Mar. 7, 1997

The ornamental design for a pager, as shown.

[30] Foreign Application Priority Data

DESCRIPTION

Sep. 12, 1996 [JP] Japan 8-27421

FIG. 1 is a perspective view of the front, one side and one end of a pager showing our new design;
FIG. 2 is a front elevational view thereof;
FIG. 3 is a rear elevational view thereof;
FIG. 4 is a left side elevational view thereof;
FIG. 5 is a right side elevational view thereof;
FIG. 6 is a top plan view thereof; and,
FIG. 7 is a bottom plan view thereof.

[51] LOC (6) Cl. 14-03

[52] U.S. Cl. D14/191

[58] Field of Search D14/124, 188,
D14/191, 192, 299; 455/90, 92, 100, 34.3;
340/311.1

[56] References Cited

U.S. PATENT DOCUMENTS

D. 339,350 9/1993 Khoo et al. D14/191

1 Claim, 4 Drawing Sheets



FIG. 1




FIG. 2




FIG. 3




FIG. 4




FIG. 5




FIG. 6




FIG. 7

