



US00D393635S

United States Patent [19]
Coleman

[11] **Patent Number:** **Des. 393,635**
[45] **Date of Patent:** ****Apr. 21, 1998**

- [54] **MODAL WINDOW FOR A COMPUTER DISPLAY SCREEN**
- [76] **Inventor:** **Patricia J. Coleman**, P.O. Box 370238, Montara, Calif. 94037-0238
- [**] **Term:** **14 Years**
- [21] **Appl. No.:** **38,433**
- [22] **Filed:** **May 5, 1995**
- [51] **LOC (6) Cl.** **14-02**
- [52] **U.S. Cl.** **D14/114.2**
- [58] **Field of Search** **D14/114, 114.1-114.9; D18/24, 27; D10/11; D19/6; 395/155, 157, 159**

Microsoft Windows 3.1 User's Guide, Microsoft, small windows, p. 20, print manager window, p. 215, screen, p. 10, 1992.

The Macintosh Bible, Second Edition, Goldstein & Blair, screen, p. 32, 1988.

Hypercard User's Guide, Apple Software, short and full menus, p. 66, 1988.

Mastering WordPerfect 5.1 for Windows, Cybex, create comment dialog box, p. 83, 1992.

Stanford Graphics User's Guide, 3-D Visions Corp., style master templates, p. 48, 1993.

Claris MacDraw II, Claris Corp., figure 1-12 gray rectangle, p. 32, 1988.

Primary Examiner—M. H. Tung
Attorney, Agent, or Firm—Helene Plotka Workman

[56] **References Cited**

U.S. PATENT DOCUMENTS

D. 296,114	6/1988	Wells-Papanek et al.	D18/27
D. 296,339	6/1988	Wells-Papanek et al.	D18/27
D. 297,243	8/1988	Wells-Papanek et al.	D18/27
5,065,347	11/1991	Pajak et al.	395/159
5,140,677	8/1992	Fleming et al.	395/159
5,214,756	5/1993	Franklin et al.	395/159
5,241,624	8/1993	Torres	395/155 X
5,307,086	4/1994	Griffin et al.	395/155 X
5,388,202	2/1995	Squires et al.	395/157

OTHER PUBLICATIONS

MacDraw II User's Manual, Claris, screen, p. 4, 1988.
Microsoft Windows User's Guide, Version 2.0, Microsoft Corp., clipboard window, p. 132, 1987.


[57] **CLAIM**

The ornamental design for a modal window for a computer display screen, as shown and described.

DESCRIPTION

FIG. 1 is a front view of a modal window for a computer display screen;
FIG. 2 is a front view of a second embodiment thereof; and,
FIG. 3 is a front view of a third embodiment thereof.
The broken line drawing of a window border in FIG. 3 is for illustrative purposes only and forms no part of the claimed design.

1 Claim, 3 Drawing Sheets



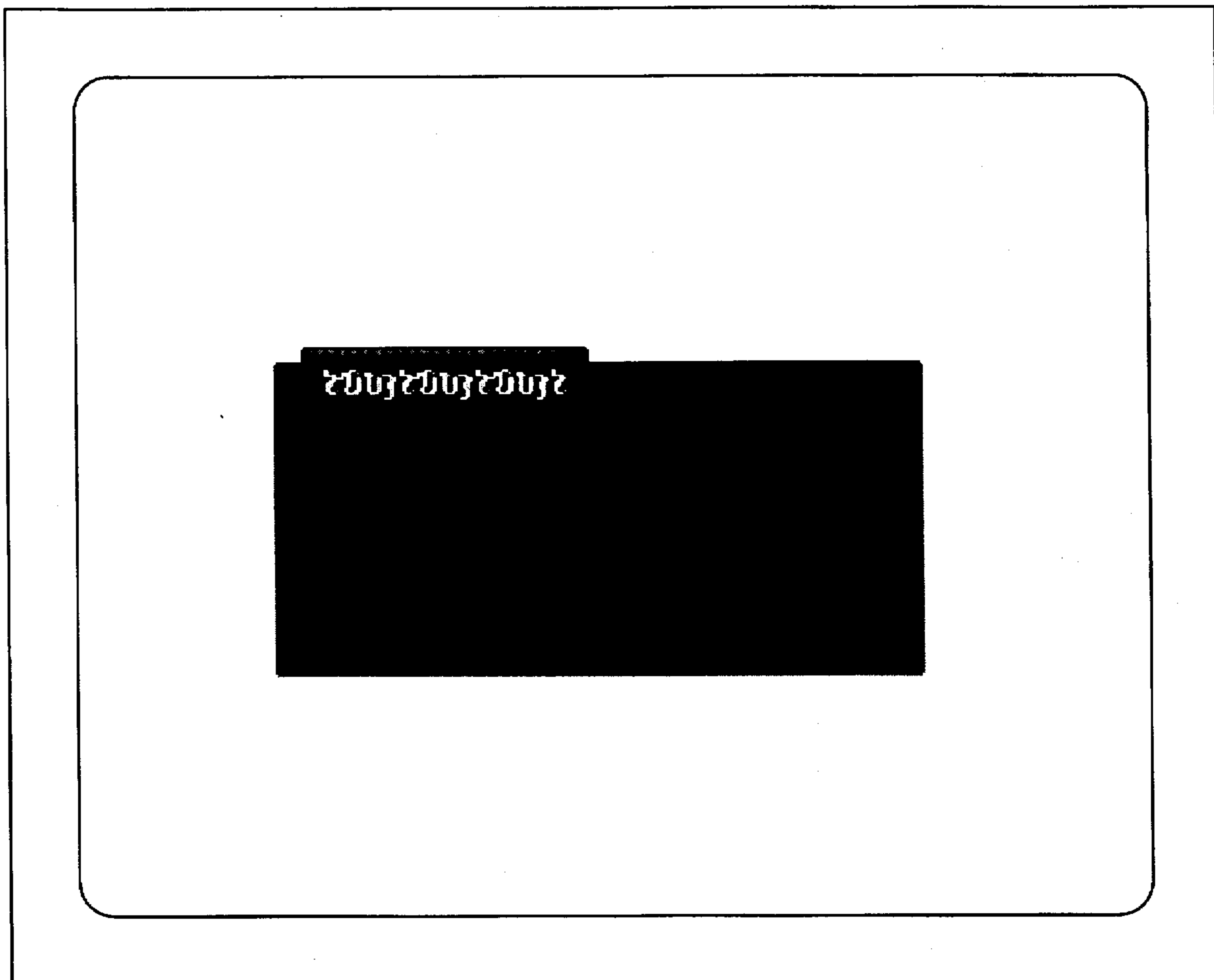


FIG. 1

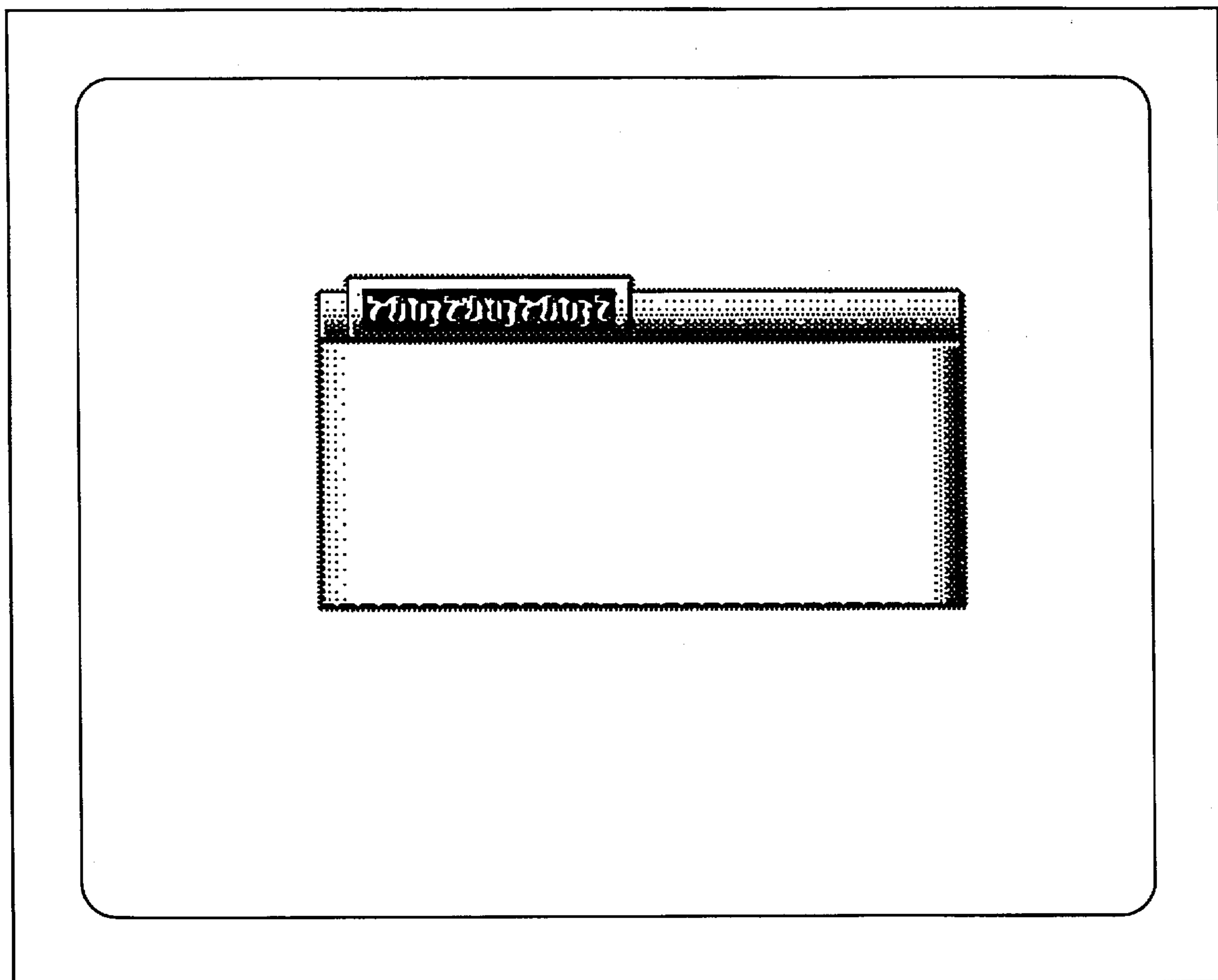


FIG. 2

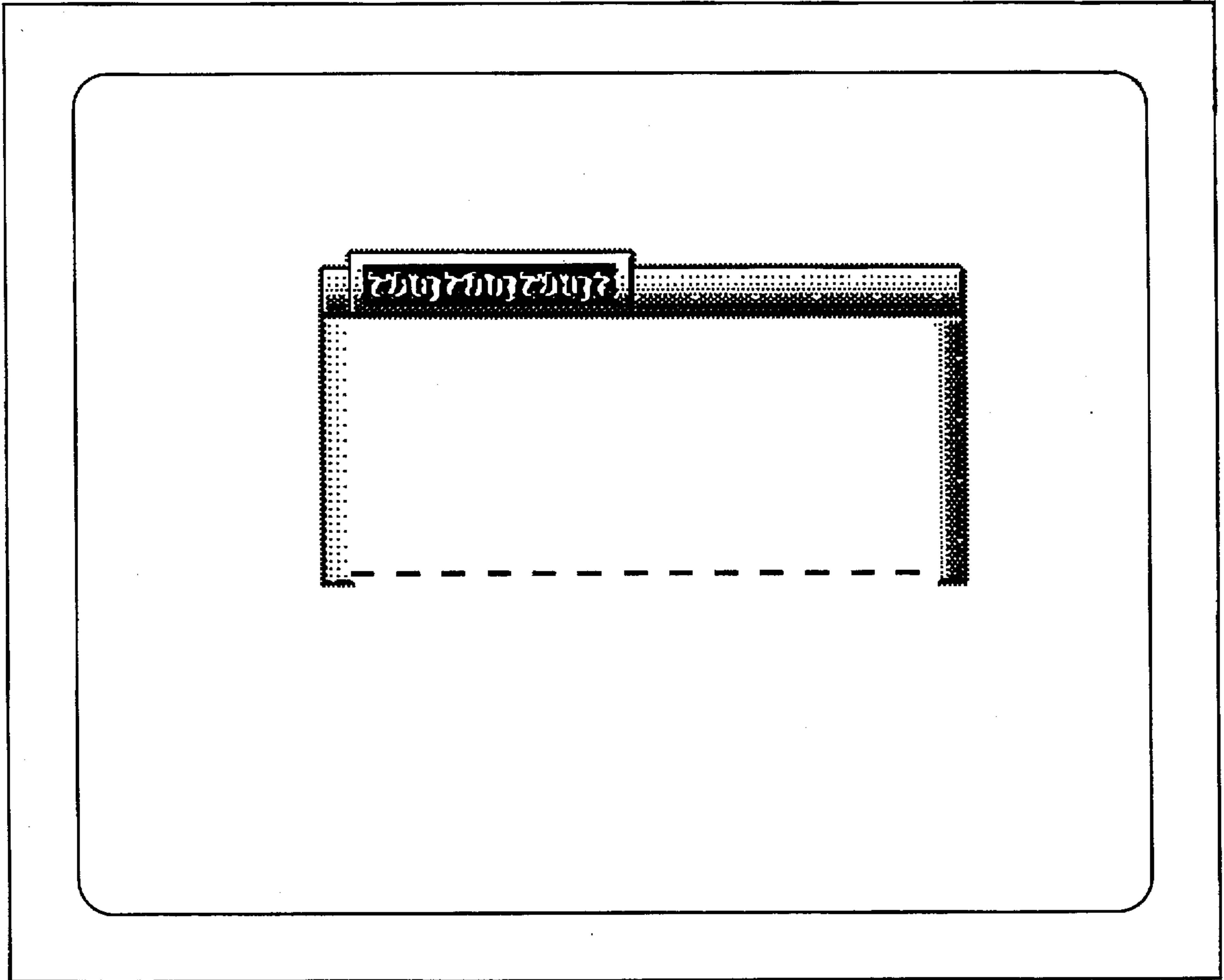


FIG. 3