



US00D393616S

United States Patent [19]
Flanagan

[11] **Patent Number:** **Des. 393,616**
[45] **Date of Patent:** ****Apr. 21, 1998**

- [54] **COVER FOR A TRANSPORT REFRIGERATION SYSTEM**
- [75] **Inventor:** **Thomas A. Flanagan**, Minneapolis, Minn.
- [73] **Assignee:** **Thermo King Corporation**, Minneapolis, Minn.
- [**] **Term:** **14 Years**
- [21] **Appl. No.:** **59,806**
- [22] **Filed:** **Sep. 16, 1996**
- [51] **LOC (6) Cl.** **12-16**
- [52] **U.S. Cl.** **D12/181**
- [58] **Field of Search** **D12/181, 91, 400, D12/401; D23/325, 324; 296/91, 180.2, 37.7, 211, 217**

- D. 318,107 7/1991 Allard et al. .
- D. 375,925 11/1996 Griffin D12/181
- 3,606,982 9/1971 Anderson D23/325 X
- 4,093,300 6/1978 Snizek 296/91
- 4,401,338 8/1983 Caldwell 296/180.2
- 4,518,188 5/1985 Witten 296/180.2
- 4,883,307 11/1989 Hacker et al. 296/180.2
- 4,957,322 9/1990 Marlowe et al. 296/180.2
- 5,513,894 5/1996 Ragsdale 296/180.2

OTHER PUBLICATIONS

Wind Deflector on White-Freightliner Truck, Heavy Duty Trucking Magazine, p. 4, Mar. 1975.

Primary Examiner—James Gandy
Assistant Examiner—Robert M. Spear

[57] **CLAIM**

The ornamental design for a cover for a transport refrigeration system, as shown and described.

DESCRIPTION


FIG. 1 is an isometric view of a cover for a transport refrigeration system showing my new design; FIG. 2 is a front elevational view thereof; FIG. 3 is a top plan view thereof; FIG. 4 is a bottom plan view thereof; FIG. 5 is a right side elevational view thereof; FIG. 6 is a left side elevational view thereof; and, FIG. 7 is a back view thereof.

1 Claim, 3 Drawing Sheets

[56] **References Cited**

U.S. PATENT DOCUMENTS

- D. 243,001 1/1977 Anziano D12/181
- D. 254,063 1/1980 Anziano D12/181
- D. 266,870 11/1982 Allard et al. .
- D. 270,627 9/1983 Williams D12/181
- D. 283,437 4/1986 Neimy et al. .
- D. 298,350 11/1988 Allard et al. .
- D. 309,346 7/1990 Allard et al. .
- D. 309,940 8/1990 Neimy et al. .
- D. 311,244 10/1990 Allard et al. .
- D. 313,966 1/1991 Marlowe et al. D12/181






FIG. 1




FIG. 3




FIG. 2

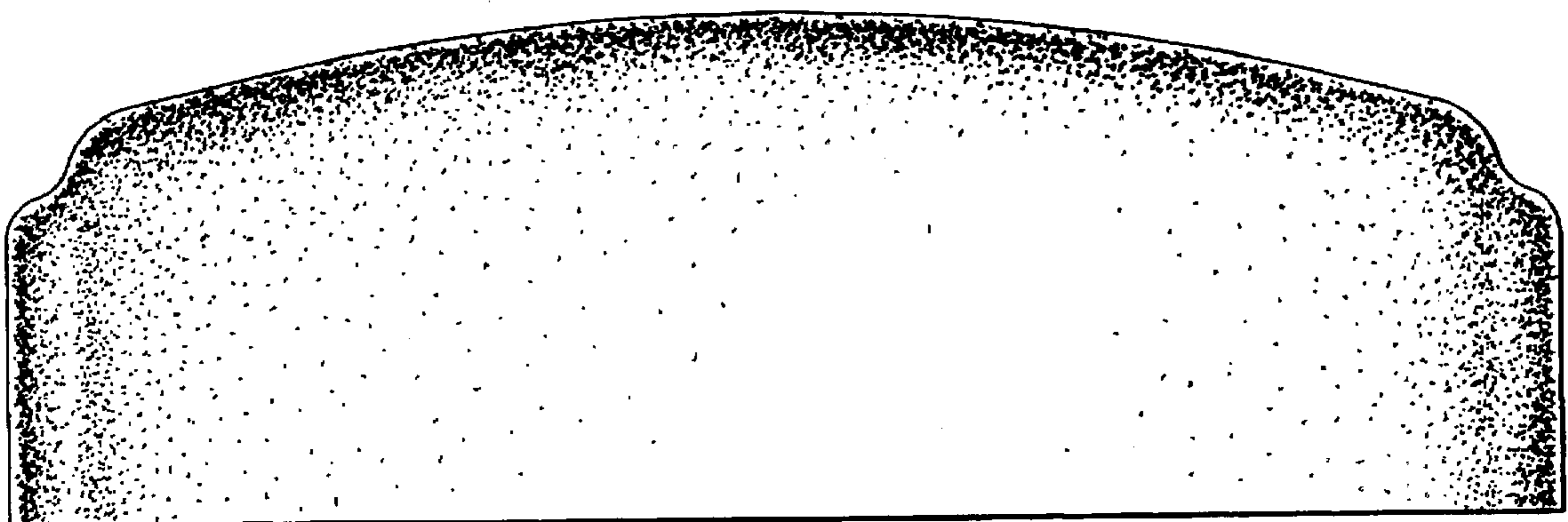


FIG. 4

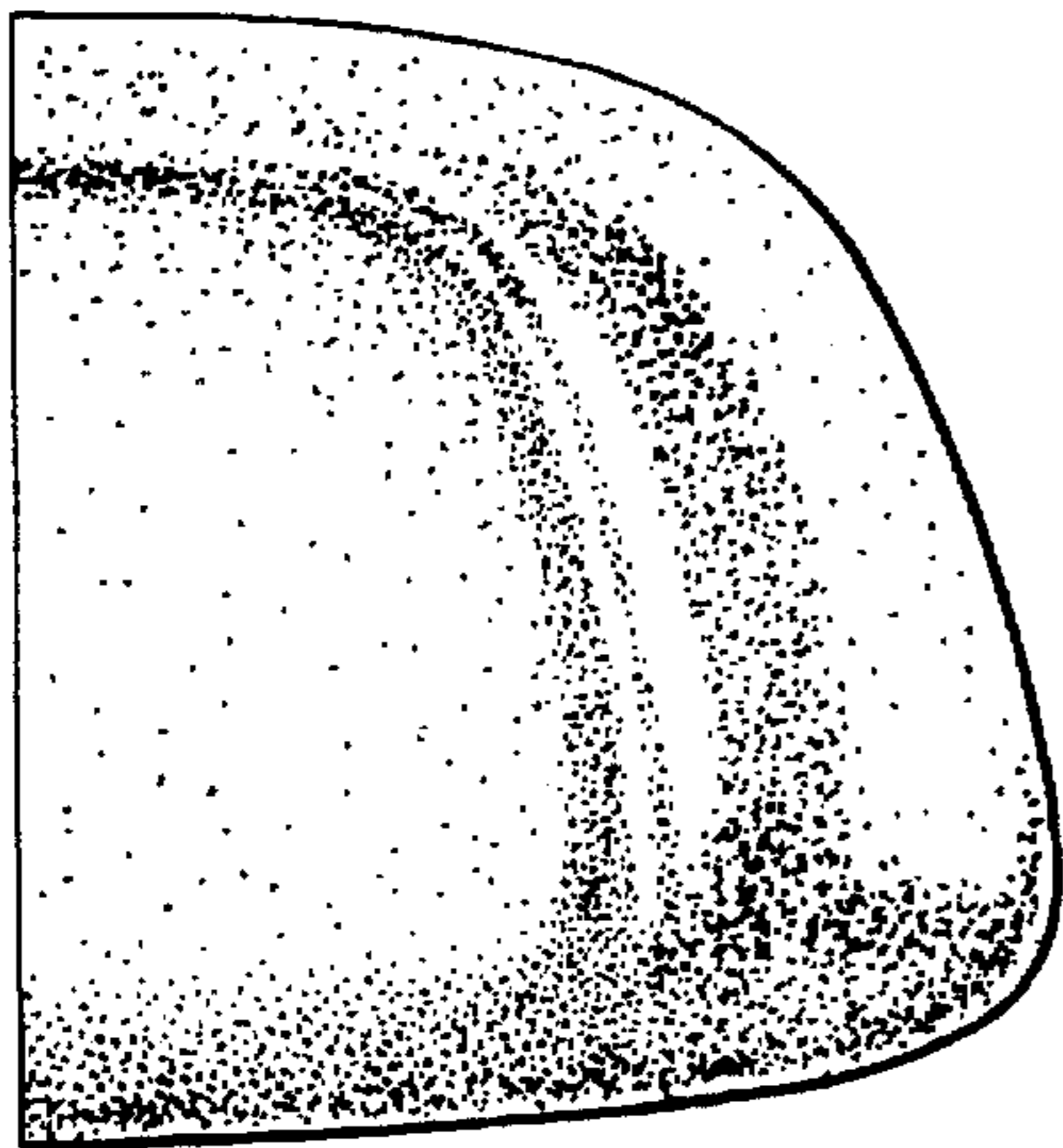


FIG. 6

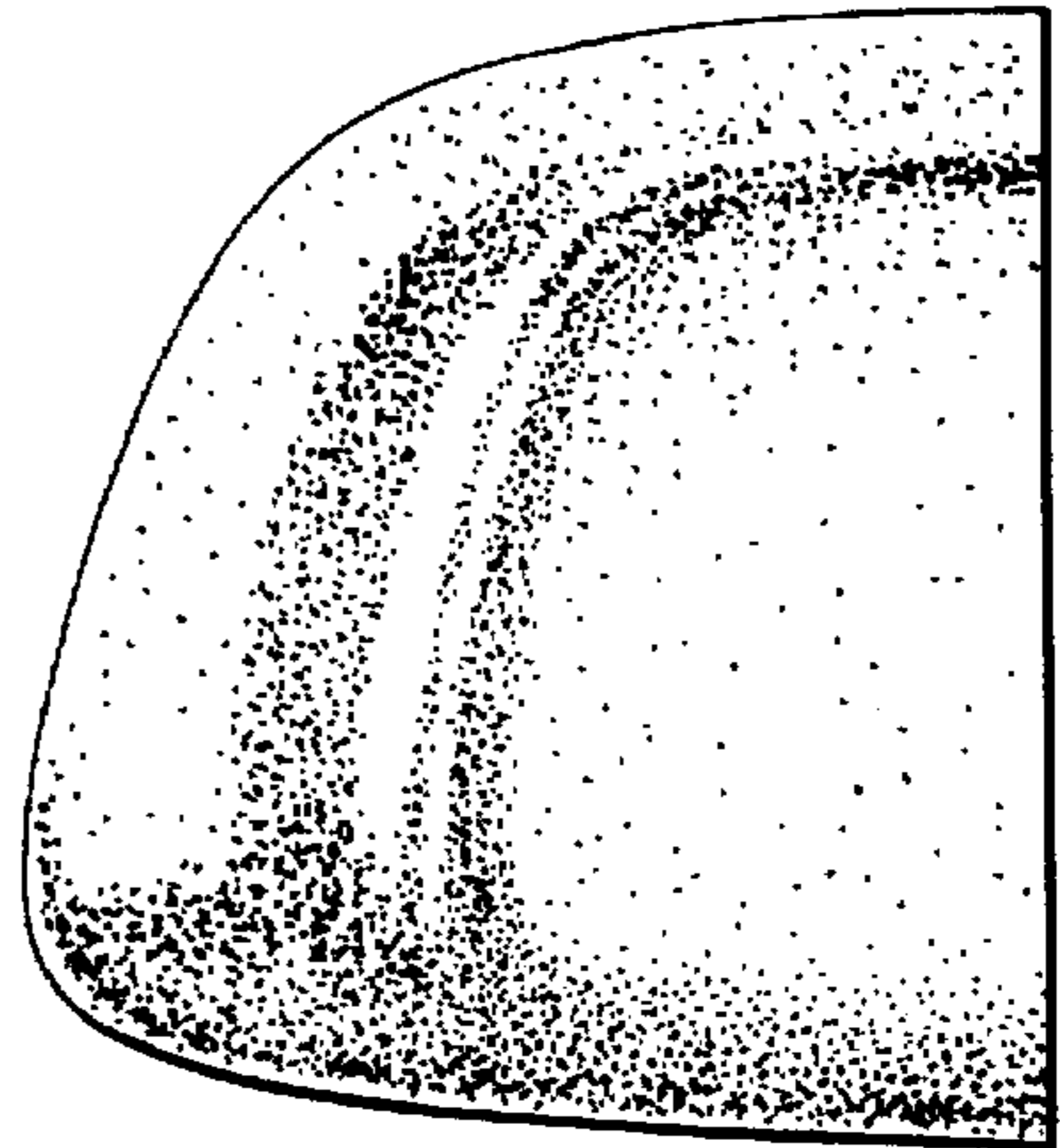


FIG. 5




FIG. 7