



US00D393615S

United States Patent [19]

Aubé et al.

[11] Patent Number: **Des. 393,615**

[45] Date of Patent: ****Apr. 21, 1998**

[54] **SNOWMOBILE SUSPENSION ARM**

4,502,560 3/1985 Hisatomi 280/21.1 X
4,892,165 1/1990 Yasui 180/190

[75] Inventors: **Martin Aubé; Jérôme Foy**, both of Quebec, Canada

Primary Examiner—Nelson C. Holtje
Attorney, Agent, or Firm—St. Onge Steward Johnston & Reens LLC

[73] Assignee: **Bombardier, Inc.**, Canada

[**] Term: **14 Years**

[57] CLAIM

[21] Appl. No.: **65,483**

The ornamental design of a snowmobile suspension arm, as shown.

[22] Filed: **Jan. 23, 1997**

DESCRIPTION

[51] LOC (6) Cl. **12-16**

[52] U.S. Cl. **D12/159; D12/7**

[58] Field of Search D12/159, 7; 180/190, 180/193, 182, 9.5, 9.52; 280/DIG. 5

FIG. 1 is a perspective view of the snowmobile suspension arm as installed on a snowmobile showed in dotted lines; FIG. 2 is a right side elevational view thereof; FIG. 3 is a perspective view of the snowmobile suspension arm; FIG. 4 is a right side elevational view thereof; FIG. 5 is a bottom plan view thereof; FIG. 6 is a left side elevational view thereof; FIG. 7 is a top plan view thereof; FIG. 8 is a front elevational view thereof; and, FIG. 9 is a rear elevational view thereof.

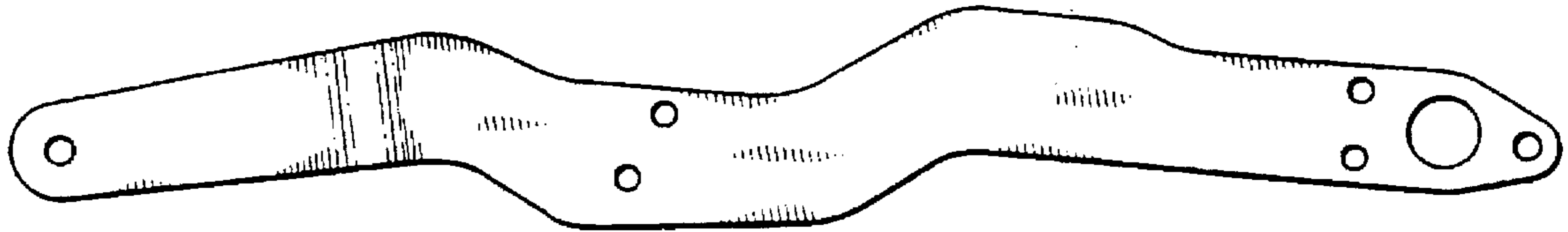
[56] References Cited

U.S. PATENT DOCUMENTS

D. 331,552	12/1992	Yuasa	D12/7
D. 342,044	12/1993	Hornai	D12/7
3,773,126	11/1973	Irvine	180/193 X
3,784,263	1/1974	Henderickson	180/190 X
3,933,213	1/1976	Trowbridge	180/193
4,057,916	11/1977	Roemer	180/190 X
4,133,400	1/1979	Shiraishi	180/193

The broken line showing of a snowmobile are for illustrative purposes only and form no part of the claimed design.

1 Claim, 2 Drawing Sheets



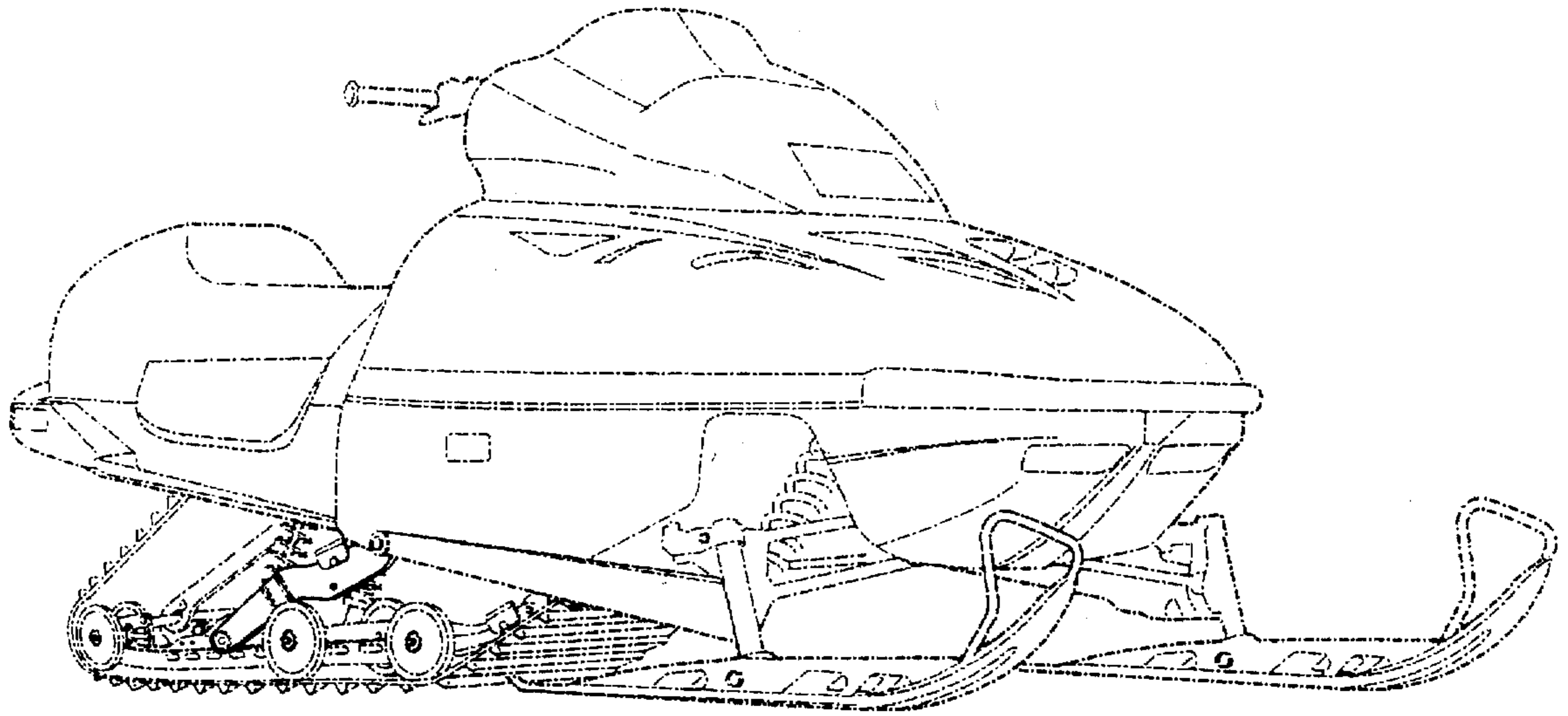


Fig. 1

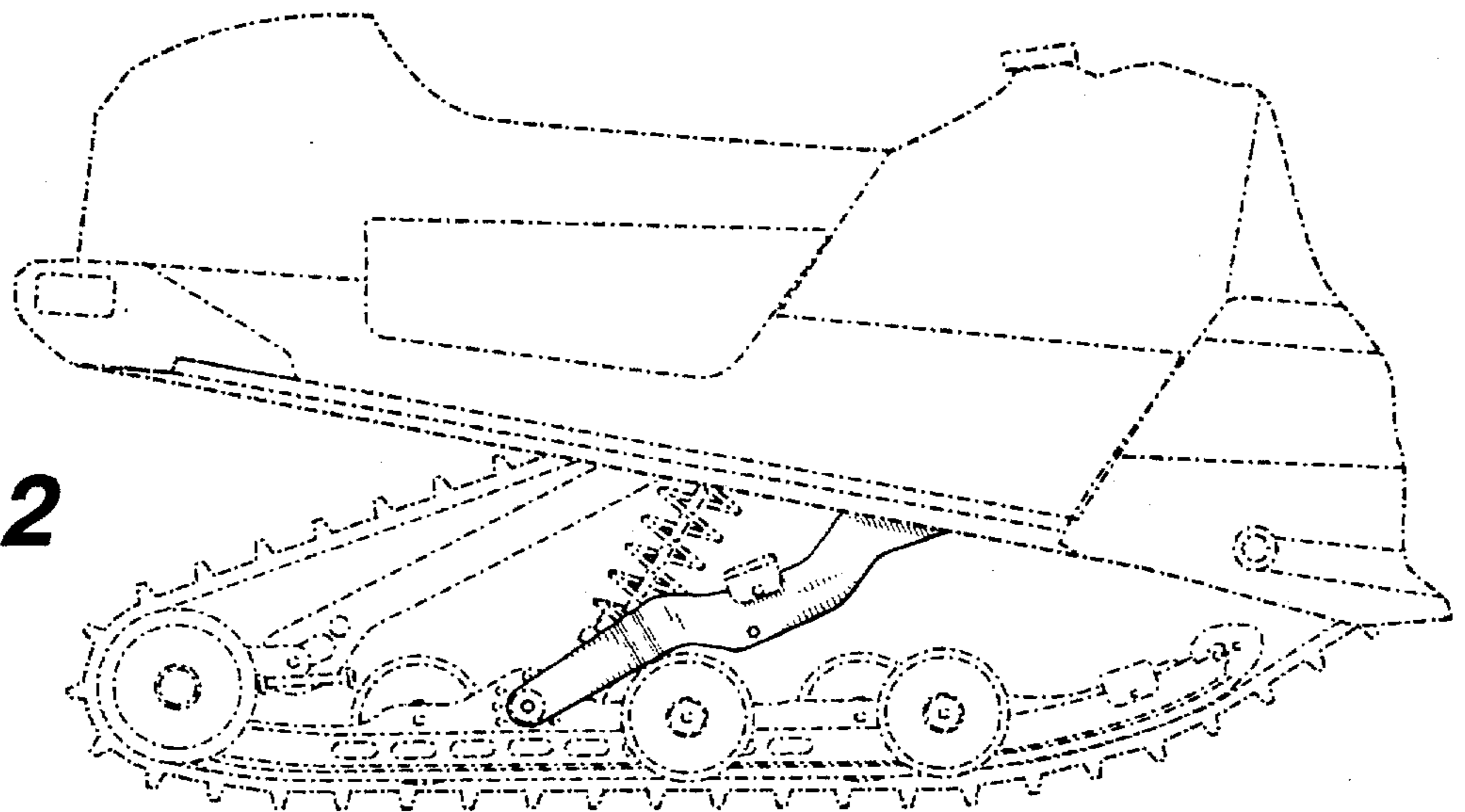


Fig. 2

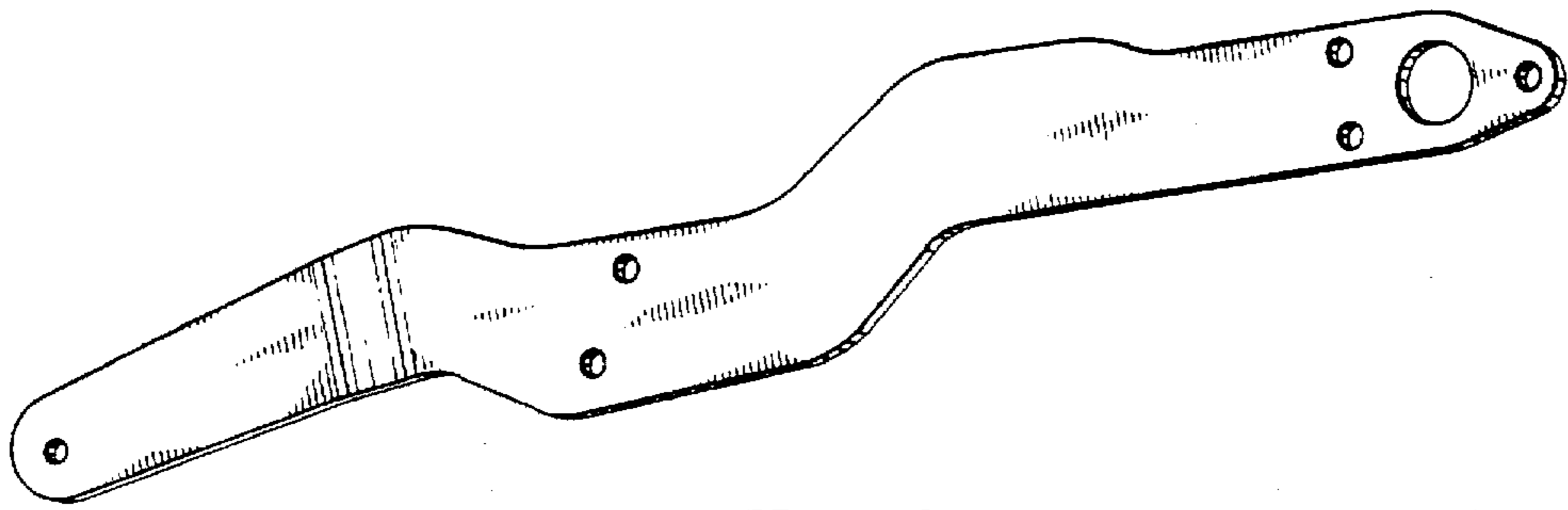


Fig.3



Fig.7



Fig.9

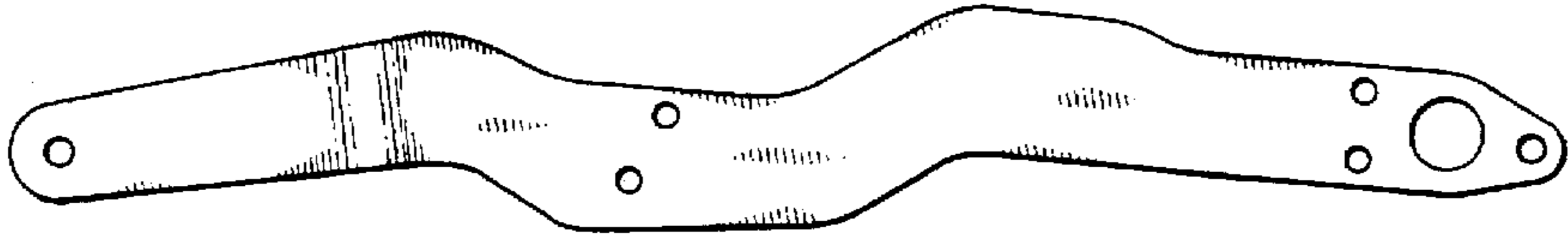


Fig.4



Fig.8




Fig.5



Fig.6