



US00D393608S

United States Patent [19]

[11] Patent Number: Des. 393,608

Dandurand

[45] Date of Patent: **Apr. 21, 1998

[54] SEGMENT OF A SNOWMOBILE TRACK

3,754,798	8/1973	Chaumont	305/365	X
3,774,979	11/1973	Harris	305/368	X
3,917,360	11/1975	Gregoire	305/368	X
4,795,221	1/1989	Simmons	305/369	X
4,938,546	7/1990	Simmons	305/369	X

[75] Inventor: Jules Dandurand, Valcourt, Canada

[73] Assignee: Camoplast Inc., Sherbrooke, Canada

[**] Term: 14 Years

Primary Examiner—James Gandy
Assistant Examiner—Stacia Sinuik
Attorney, Agent, or Firm—Jean H. Dubuc

[21] Appl. No.: 61,673

[22] Filed: Oct. 28, 1996

[57] CLAIM

[51] LOC (6) Cl. 12-14

[52] U.S. Cl. D12/7

[58] Field of Search D12/7; D15/28;
305/157, 165, 167-169; 180/190-191

The ornamental design for a segment of a snowmobile track, as shown and described.

DESCRIPTION

[56] References Cited

U.S. PATENT DOCUMENTS

D. 210,938	5/1968	Klapmeier	D12/7
D. 230,417	2/1974	Chaumont	D12/7
D. 242,612	12/1976	Perreault	D12/7
D. 283,206	4/1986	Talbot	D12/7
3,582,154	6/1971	Russ, Sr.	305/368 X
3,619,012	11/1971	Bizier et al.	305/365 X

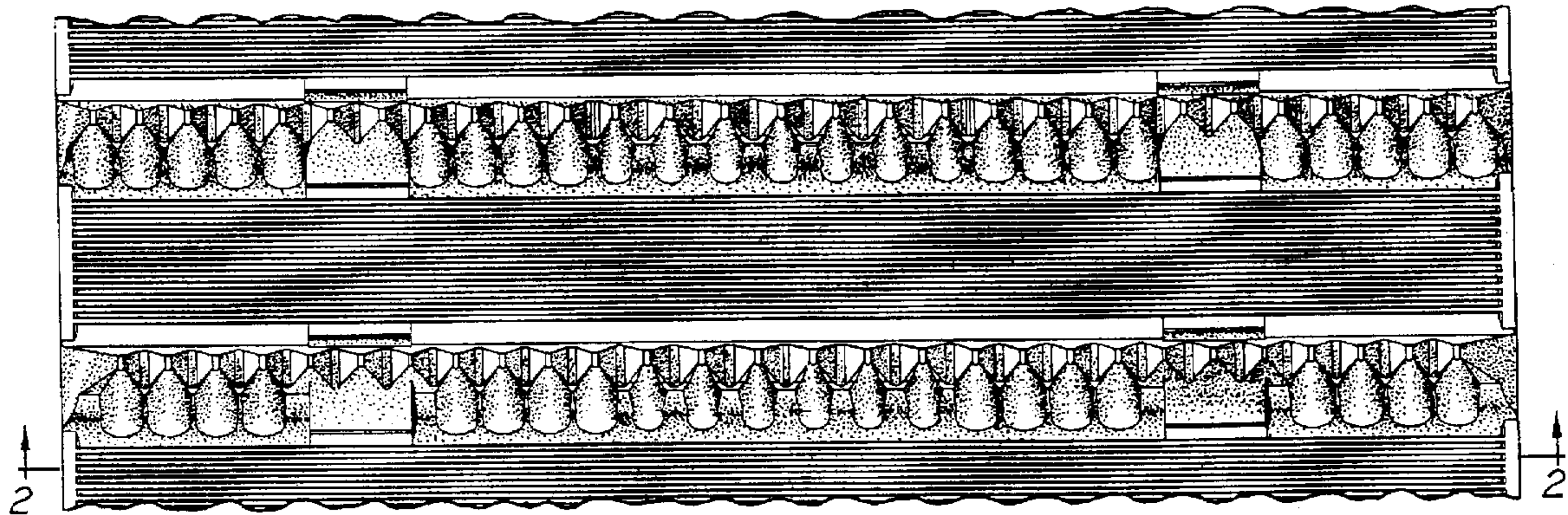
FIG. 1 is a top plan view of a segment of a snowmobile track showing my new design;

FIG. 2 is a cross-sectional view taken along lines 2—2 of FIG. 1; and,

FIG. 3 is a side elevation view thereof.

The broken lines in FIGS. 2 and 3 are downwardly projecting elements not forming part of the claimed design.

1 Claim, 2 Drawing Sheets



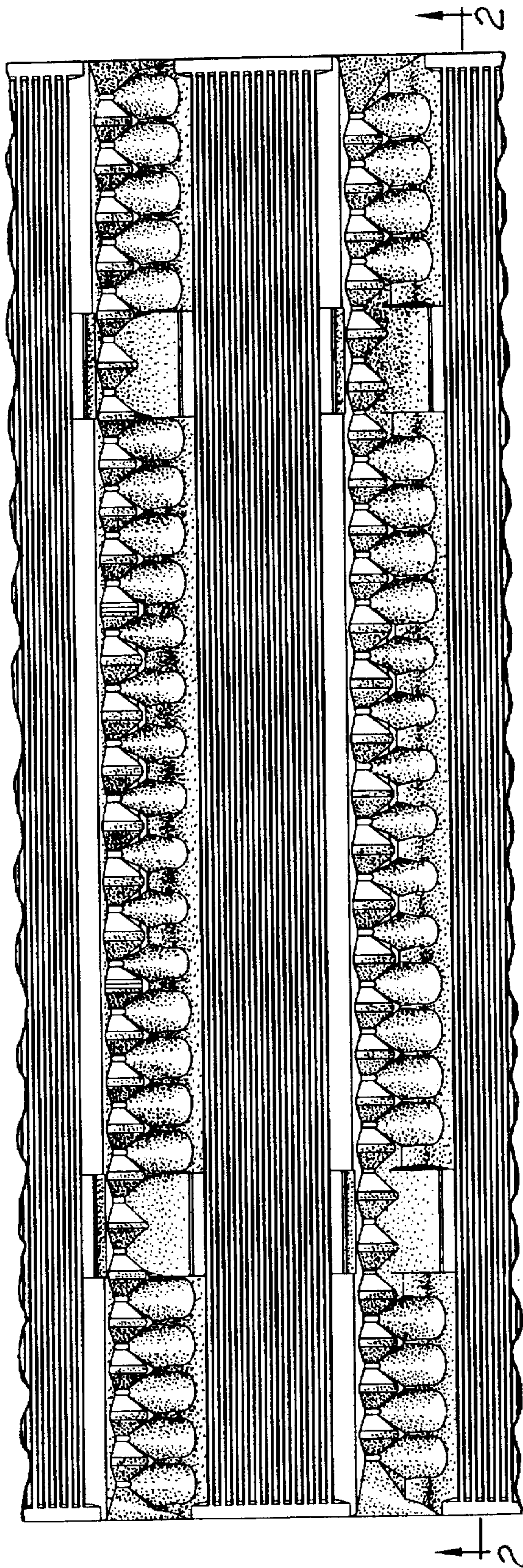


Fig. 1

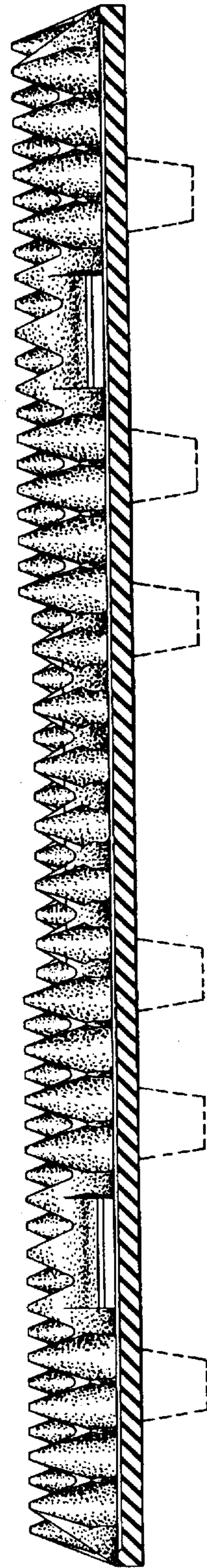


Fig. 2

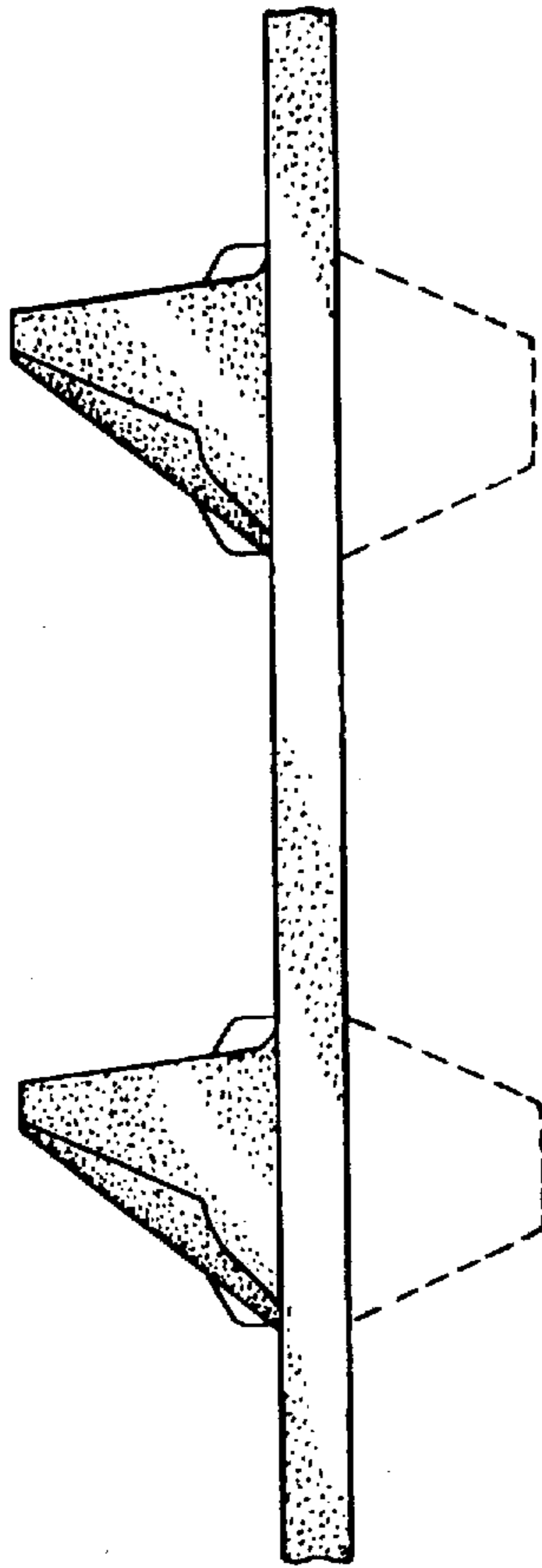


Fig. 3