



US00D393602S

United States Patent [19] Sang

[11] **Patent Number: Des. 393,602**
[45] **Date of Patent: **Apr. 21, 1998**

[54] **WATCH STRAP**

[76] **Inventor: Daniel Lai Kong Sang, Flat C, 28/F, Ma On Shan Centre, Tower 1, 1 On Chun Street, Ma On Shan, N.T., Hong Kong**

[**] **Term: 14 Years**

[21] **Appl. No.: 74,030**

[22] **Filed: Jul. 23, 1997**

[51] **LOC (6) Cl. 11-01**

[52] **U.S. Cl. D11/3**

[58] **Field of Search D11/1-4, 19-21, D11/25, 87, 86; 63/3-11; 368/276-278; 128/690**

[56] **References Cited**

U.S. PATENT DOCUMENTS

D. 279,555 7/1985 Matsuo D11/4

D. 284,951 8/1986 Chodat D11/4
D. 331,020 11/1992 Ishii et al. D10/31
D. 378,807 4/1997 Houlihan D11/3
5,101,829 4/1992 Fujikawa et al. 128/690 X

Primary Examiner—Ralf Seifert
Attorney, Agent, or Firm—Paul R. Juhasz

[57] **CLAIM**

The ornamental design for a "Watch Strap", as shown and described.

DESCRIPTION

FIG. 1 is a top plan view of a watch strap showing my new design;

FIG. 2 is a right side elevational view thereof;

FIG. 3 is a bottom plan view thereof;

FIG. 4 is a left side elevation view thereof;

FIG. 5 is an end elevational view thereof; and,

FIG. 6 is the other end elevational view thereof.

1 Claim, 2 Drawing Sheets

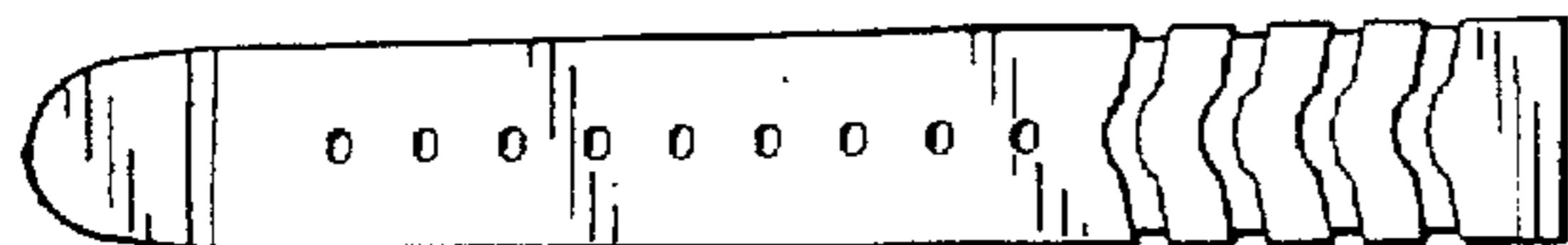


FIG. 1




FIG. 2



FIG. 3




FIG. 4

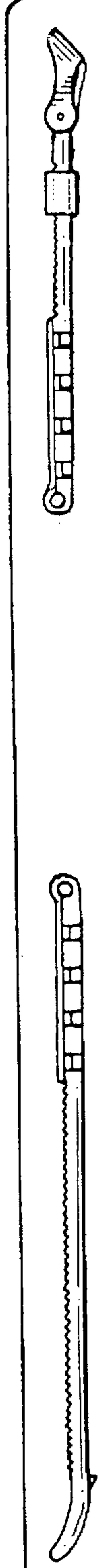


FIG. 5

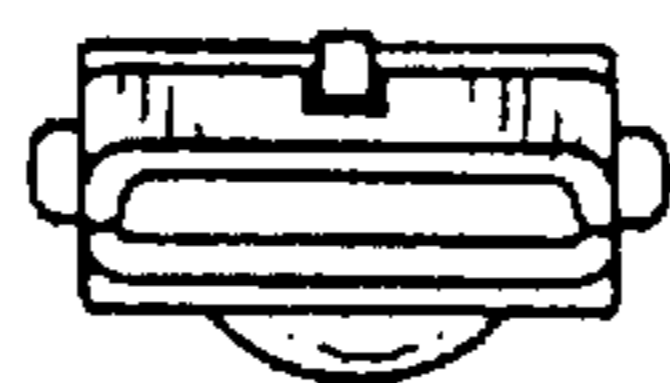


FIG. 6

