



US00D393598S

United States Patent [19]

[11] Patent Number: Des. 393,598

Perrin et al.

[45] Date of Patent: **Apr. 21, 1998

[54] WATCH

[75] Inventors: **Alain-Dominique Perrin**,
Rueil-Malmaison; **Jacques Diltier**,
Villeneuve-La-Garenne, both of France

[73] Assignee: **Cartier International B.V.**,
Amsterdam-C, Netherlands

[**] Term: **14 Years**

[21] Appl. No.: **48,972**

[22] Filed: **Jan. 3, 1996**

[30] Foreign Application Priority Data

Jul. 4, 1995 [FR] France 953689

[51] LOC (6) Cl. **10-02**

[52] U.S. Cl. **D10/39**

[58] Field of Search D10/1-40, 122-132;
368/280-282, 276-277, 285

[56] References Cited

U.S. PATENT DOCUMENTS

D. 352,471 11/1994 Besson D10/39
D. 355,371 2/1995 Strasser D10/30

OTHER PUBLICATIONS

Jeweler's Circular-Keystone—Mar. 1979—p. 34—Left Hand
Watch of Three in Bottom-Right Quadrant.

Jeweler's Circular-Keystone—Jun. 1982—p. 63—Watches—
Square and Rectangular Sets.

Jeweler's Circular-Keystone—Jul. 1978—p. 179—Watch.

Primary Examiner—Nelson C. Noltje

Attorney, Agent, or Firm—Cushman Darby & Cushman IP
Group of Pillsbury Madison & Sutro LLP

[57] CLAIM

The ornamental design for a watch, as shown and described.

DESCRIPTION

FIG. 1 is a front elevational view of a watch showing our
new design;

FIG. 2 is a rear elevational view thereof;

FIG. 3 is a bottom plan view thereof;

FIG. 4 is a top plan view thereof;

FIG. 5 is a right side elevational view thereof, the left side
being a mirror image thereof; and,

FIG. 6 is a perspective view thereof from the front and top.

1 Claim, 1 Drawing Sheet




FIG.1

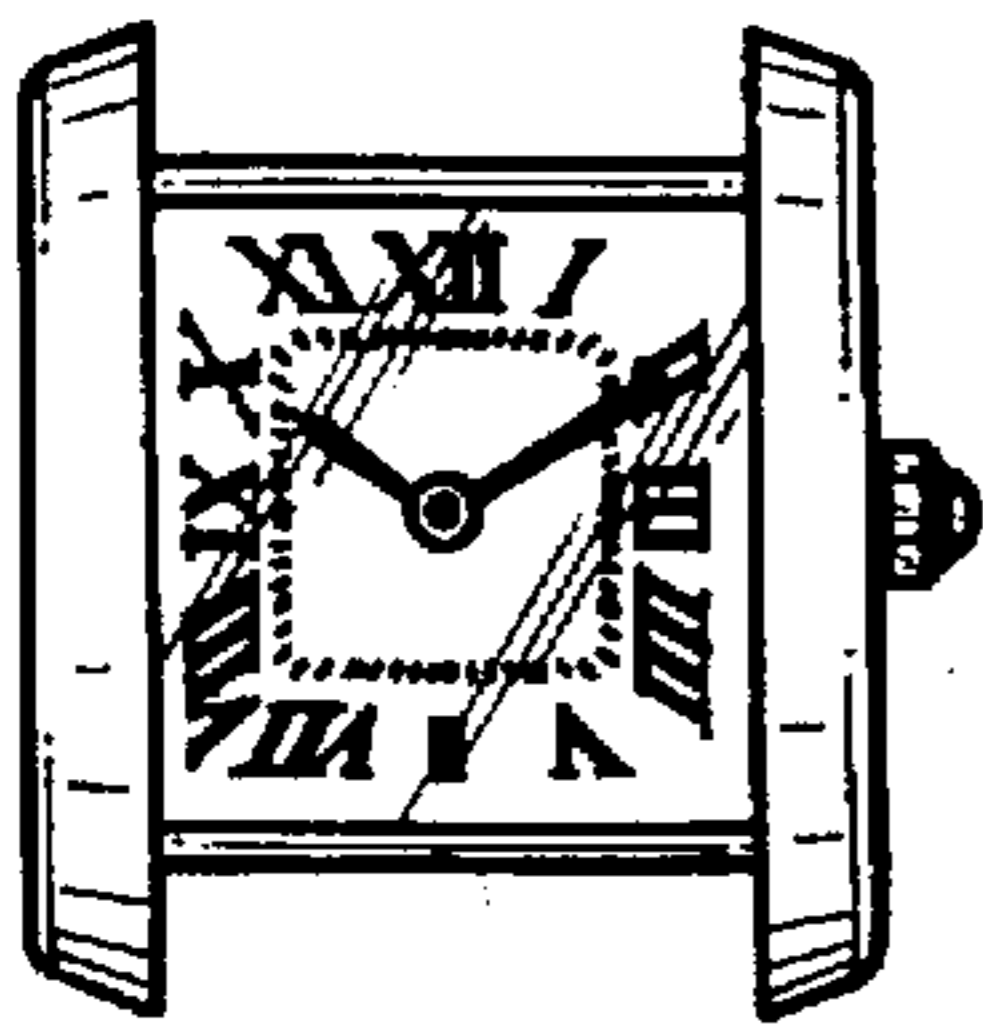


FIG.3



FIG.4



FIG.5




FIG.2




FIG.6