



US00D393591S

# United States Patent [19]

[11] Patent Number: Des. 393,591

Baryshyan

[45] Date of Patent: \*\*Apr. 21, 1998

[54] ROTISSERIE BOX

[75] Inventor: Matthew A. Baryshyan, Stormville, N.Y.

[73] Assignee: Mafcote Industries, Inc., Norwalk, Conn.

[\*\*] Term: 14 Years

[21] Appl. No.: 72,059

[22] Filed: Jun. 6, 1997

[51] LOC (6) Cl. .... 09-03

[52] U.S. Cl. .... D9/347; D9/346

[58] Field of Search ..... D9/341, 345, 346, D9/347, 418, 424, 432, 433; D7/553, 555, 557; 206/557, 562, 563, 565; 220/503, 505; 229/120.08, 120.14, 120.18, 904

[56] **References Cited.**

U.S. PATENT DOCUMENTS

D. 307,504	4/1990	Silcox	.....	D9/347 X
3,009,623	11/1961	Wenzel	.....	229/904 X
3,161,342	12/1964	Wenzel	.....	206/562
3,181,770	5/1965	Coe	.....	206/562
4,705,173	11/1987	Forbes, Jr.	.....	229/904 X

Primary Examiner—Ted Shooman  
Assistant Examiner—Nanda Bondade

Attorney, Agent, or Firm—Ware, Fressola, Van der Sluys & Adolphson LLP

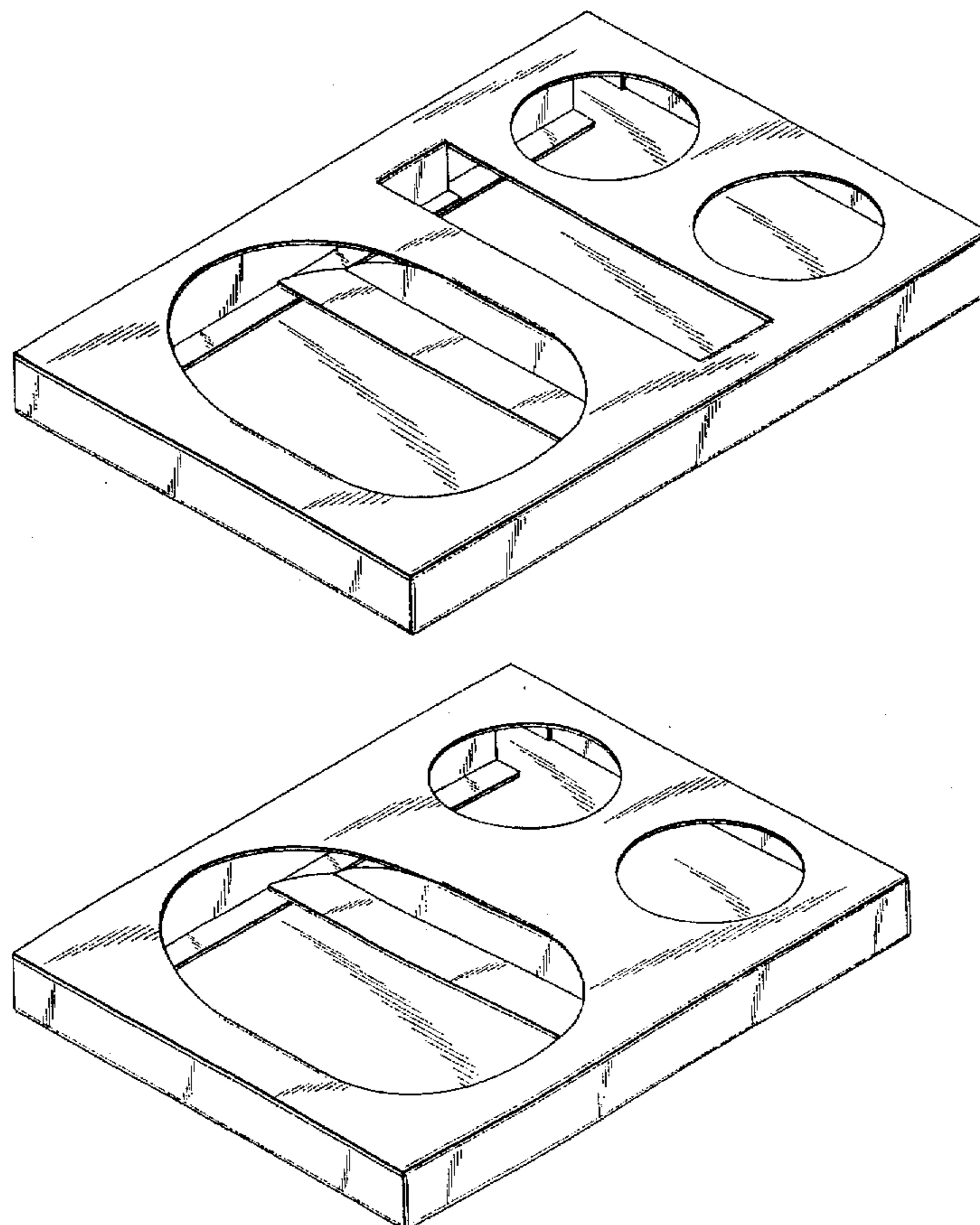
[57] **CLAIM**

The ornamental design for a rotisserie box, as shown and described.

**DESCRIPTION**

FIG. 1 is a perspective view of a first embodiment of a rotisserie box of this invention;  
 FIG. 2 is a top view of the rotisserie box of FIG. 1;  
 FIG. 3 is a front elevational view of the rotisserie box of FIG. 1;  
 FIG. 4 is a side view of the rotisserie box of FIG. 2, the other side being seen in FIG. 1;  
 FIG. 5 is a rear elevational view of the rotisserie box of FIG. 1;  
 FIG. 6 is a bottom view of the rotisserie box of FIG. 1;  
 FIG. 7 is a perspective view of a second embodiment of a rotisserie box of this invention;  
 FIG. 8 is a top view of the rotisserie box of FIG. 7;  
 FIG. 9 is a front elevational view of the rotisserie box of FIG. 7;  
 FIG. 10 is a side view of the rotisserie box of FIG. 7, the other side being seen in FIG. 7;  
 FIG. 11 is a rear elevational view of the rotisserie box of FIG. 7; and,  
 FIG. 12 is a bottom view of the rotisserie box of FIG. 7.

1 Claim, 8 Drawing Sheets



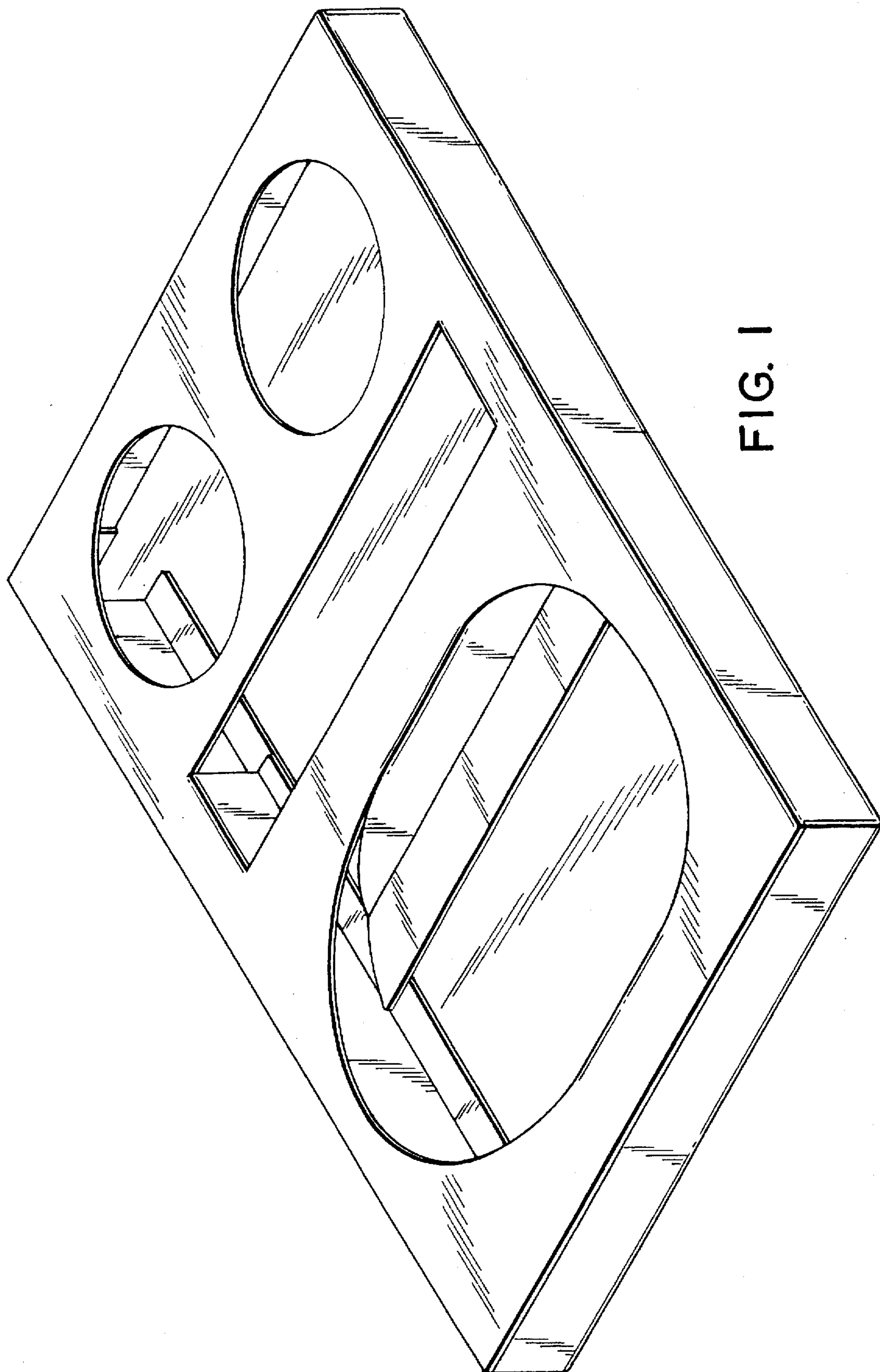
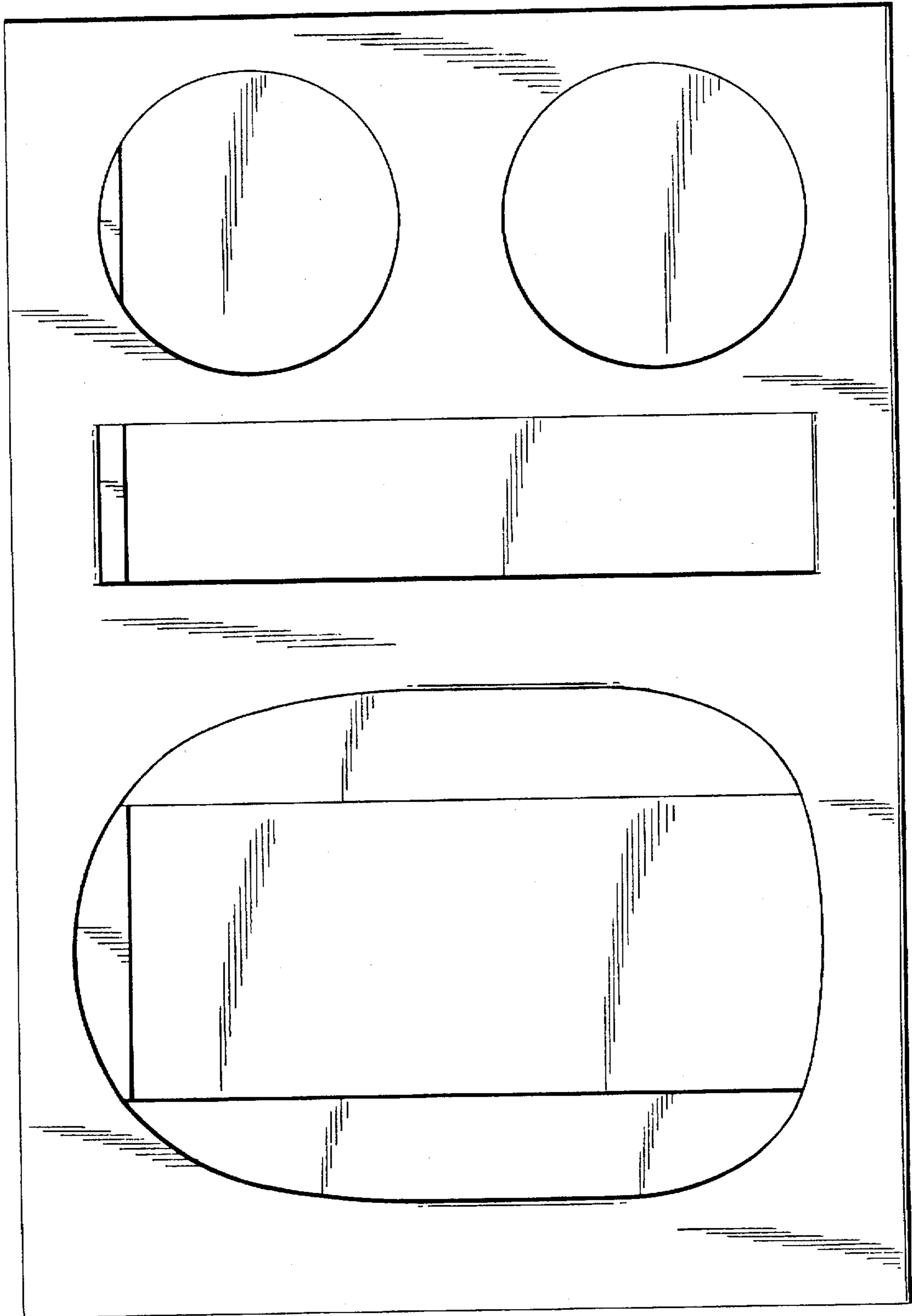


FIG. 1

FIG. 2






FIG. 3

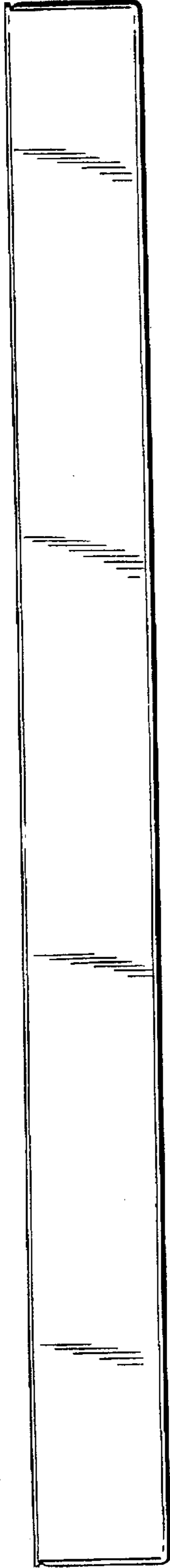


FIG. 4

FIG. 5





FIG. 6



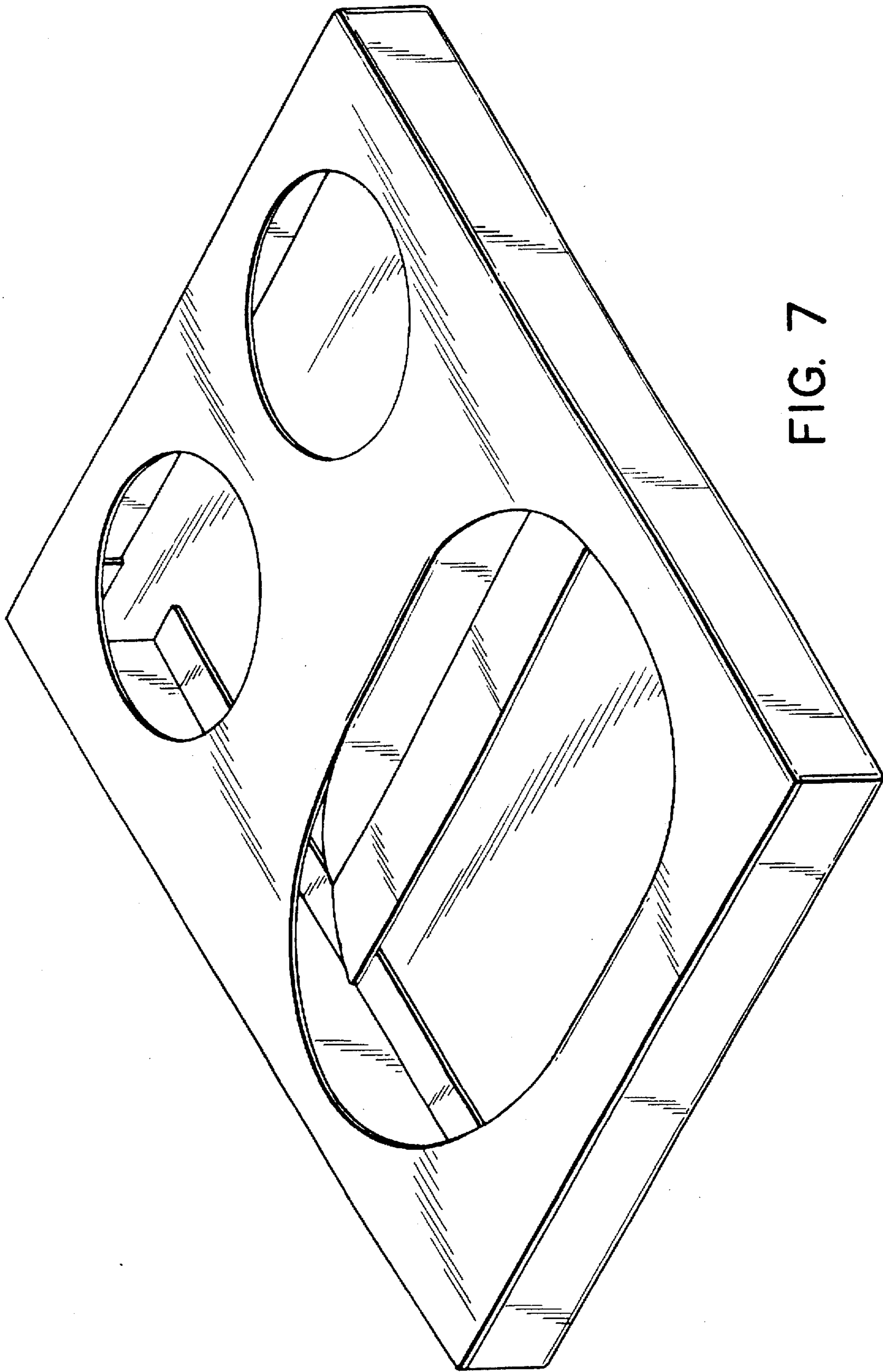
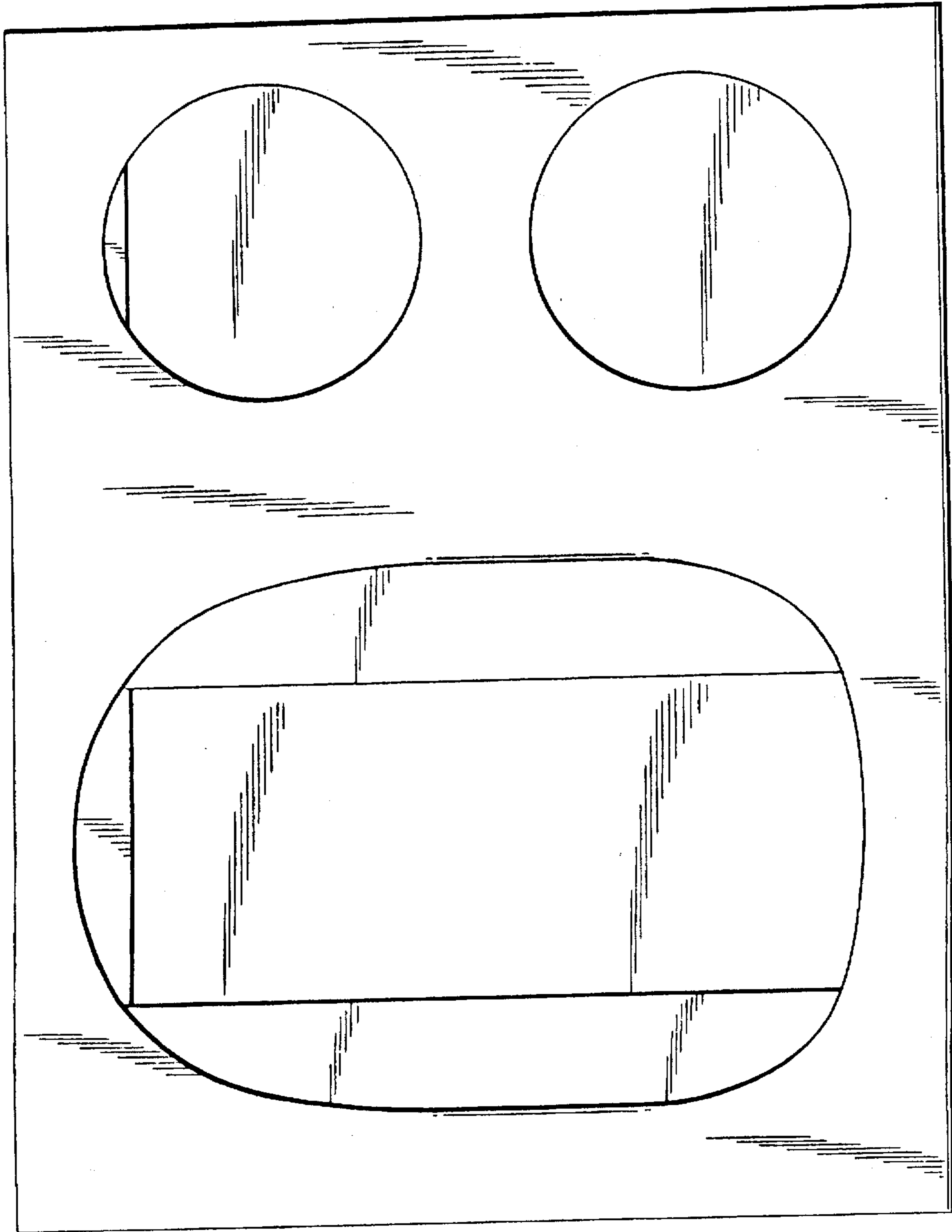


FIG. 7

FIG. 8






FIG. 9




FIG. 10




FIG. 11



FIG. 12

