



US00D393584S

United States Patent [19]
D'Andrea et al.

[11] **Patent Number: Des. 393,584**

[45] **Date of Patent: **Apr. 21, 1998**

[54] **DOOR LEVER**

[75] Inventors: **Dominic M. D'Andrea**, Cincinnati, Ohio; **Thomas S. Klinker**, San Francisco, Calif.

[73] Assignee: **Emhart Inc.**, Newark, Del.

[**] Term: **14 Years**

[21] Appl. No.: **69,619**

[22] Filed: **May 7, 1997**

[51] **LOC (6) Cl.** **08-06**

[52] **U.S. Cl.** **D8/308**

[58] **Field of Search** D8/301, 302, 308, D8/309; 292/336.3; 74/557; 70/91, 101; 16/110 R

[56] **References Cited**

U.S. PATENT DOCUMENTS

D. 369,968 5/1996 Decursu et al. D8/308

OTHER PUBLICATIONS

Superior Brass Cat.; p. 6; Lever 4313.
Domus Brochure; p. 3; Lever Art-1010.
Schlage Handcrafted Cat. C75H; p. 14; Craigmont Lever ©1974.

Primary Examiner—B. J. Bullock
Attorney, Agent, or Firm—Spencer T. Smith

[57] **CLAIM**

The ornamental design for a door lever, as shown and described.

DESCRIPTION

FIG. 1 is a perspective view of the door lever;
FIG. 2 is a top plan view thereof;
FIG. 3 is a side view thereof; the other side view being a mirror image;
FIG. 4 is an end view (from end of lever) thereof;
FIG. 5 is a post end view thereof; and,
FIG. 6 is a bottom plan view thereof.

1 Claim, 2 Drawing Sheets

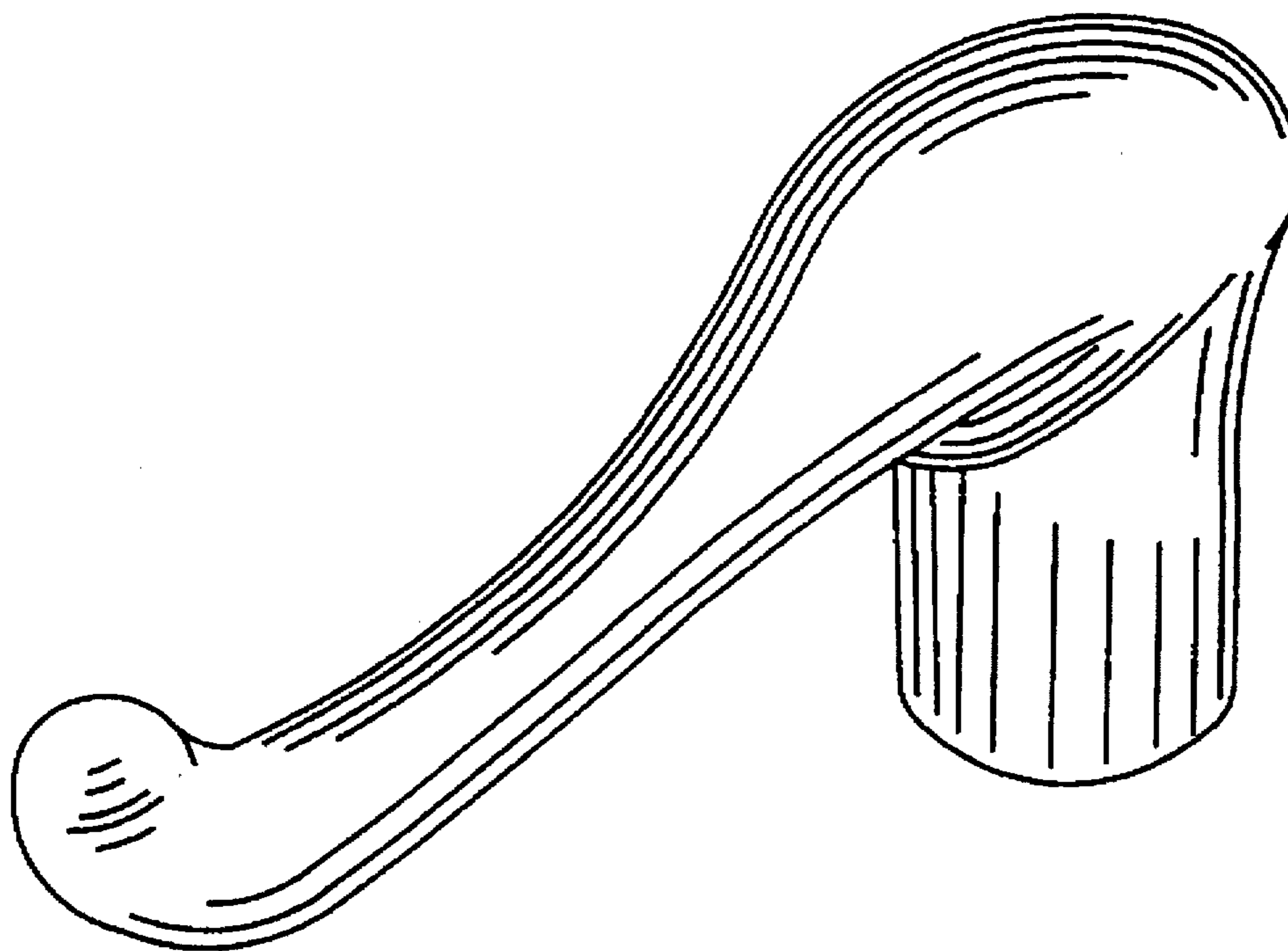


FIG. 1

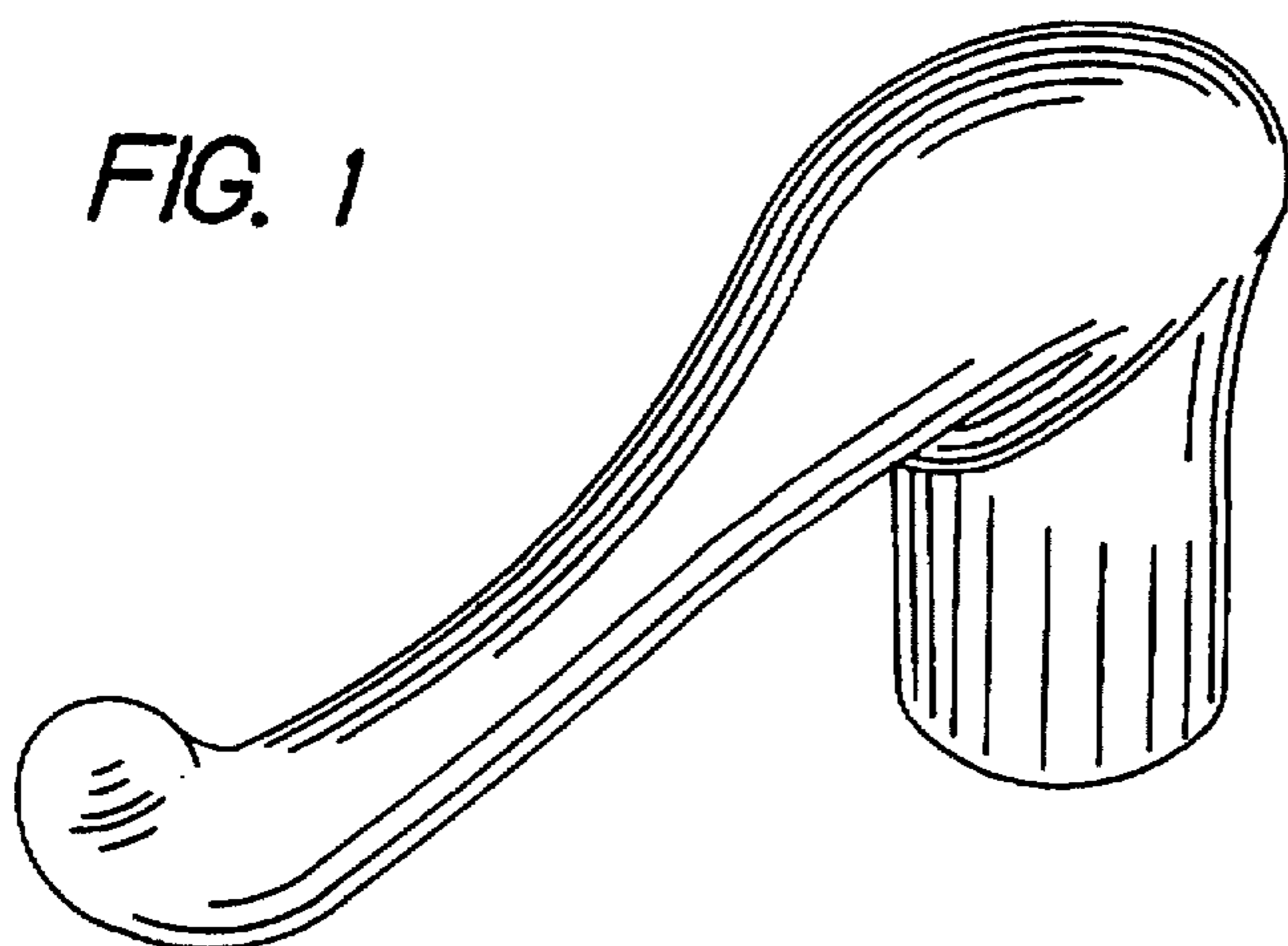


FIG. 2




FIG. 3




FIG. 4




FIG. 5

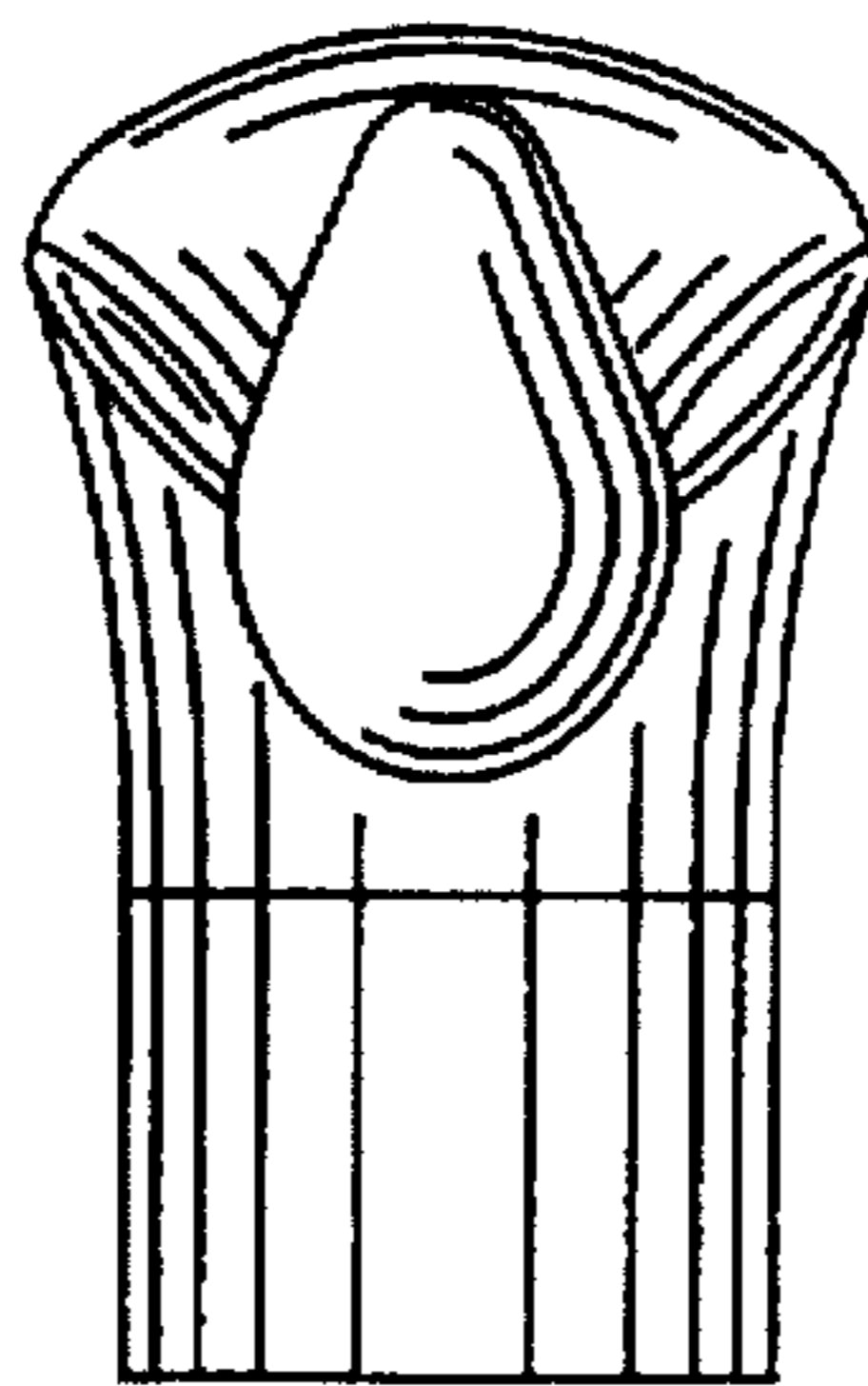


FIG. 6

