



US00D393582S

United States Patent [19]

[11] Patent Number: Des. 393,582

Amtenbrink et al.

[45] Date of Patent: **Apr. 21, 1998

[54] SCREWDRIVER

D. 347,373	5/1994	Tsai	D8/83
D. 376,528	12/1996	Krapowicz	D8/82
5,052,253	10/1991	Lin	81/489

[75] Inventors: **Klaus Amtenbrink; Martin Strauch,**
both of Wuppertal, Germany

OTHER PUBLICATIONS

[73] Assignee: **Wera Werk Hermann Werner GmbH & Co.,** Wuppertal, Germany

Y.C. Tools Screwdriver Catalog, p. 4, Screwdrivers, 1994.

[**] Term: 14 Years

Primary Examiner—Philip S. Hyder
Attorney, Agent, or Firm—Martin A. Farber

[21] Appl. No.: 61,880

[57] CLAIM

[22] Filed: Nov. 1, 1996

The ornamental design for a screwdriver, as shown and described.

[30] Foreign Application Priority Data

DESCRIPTION

May 3, 1996 [DE] Germany M 96 03 947.7

FIG. 1 is a perspective view of a screwdriver in accordance with the invention;

[51] LOC (6) Cl. 08-04

FIG. 2 is a side view of the screwdriver of FIG. 1;

[52] U.S. Cl. D8/82

FIG. 3 is an end view at the handle portion of the screwdriver of FIG. 1 as viewed from the direction of the screwdriver blade;

[58] Field of Search D8/82, 83, 84,
D8/85, 86, 87; 16/110 R; 81/436, 437,
438, 439, 440

FIG. 4 is an end view at the free end of the handle portion of the screwdriver of FIG. 1;

[56] References Cited

FIG. 5 is a side view of the screwdriver rotated about its longitudinal axis by 90° from the orientation of FIG. 2; and,

U.S. PATENT DOCUMENTS

D. 307,235	4/1990	Goudeman	D8/82
D. 334,128	3/1993	Gomas	D8/83
D. 335,074	4/1993	Hahn	D8/83
D. 338,385	8/1993	Shu	D8/83

FIG. 6 is a side view of the screwdriver rotated about its longitudinal axis by 180° from the orientation of FIG. 2.

1 Claim, 2 Drawing Sheets

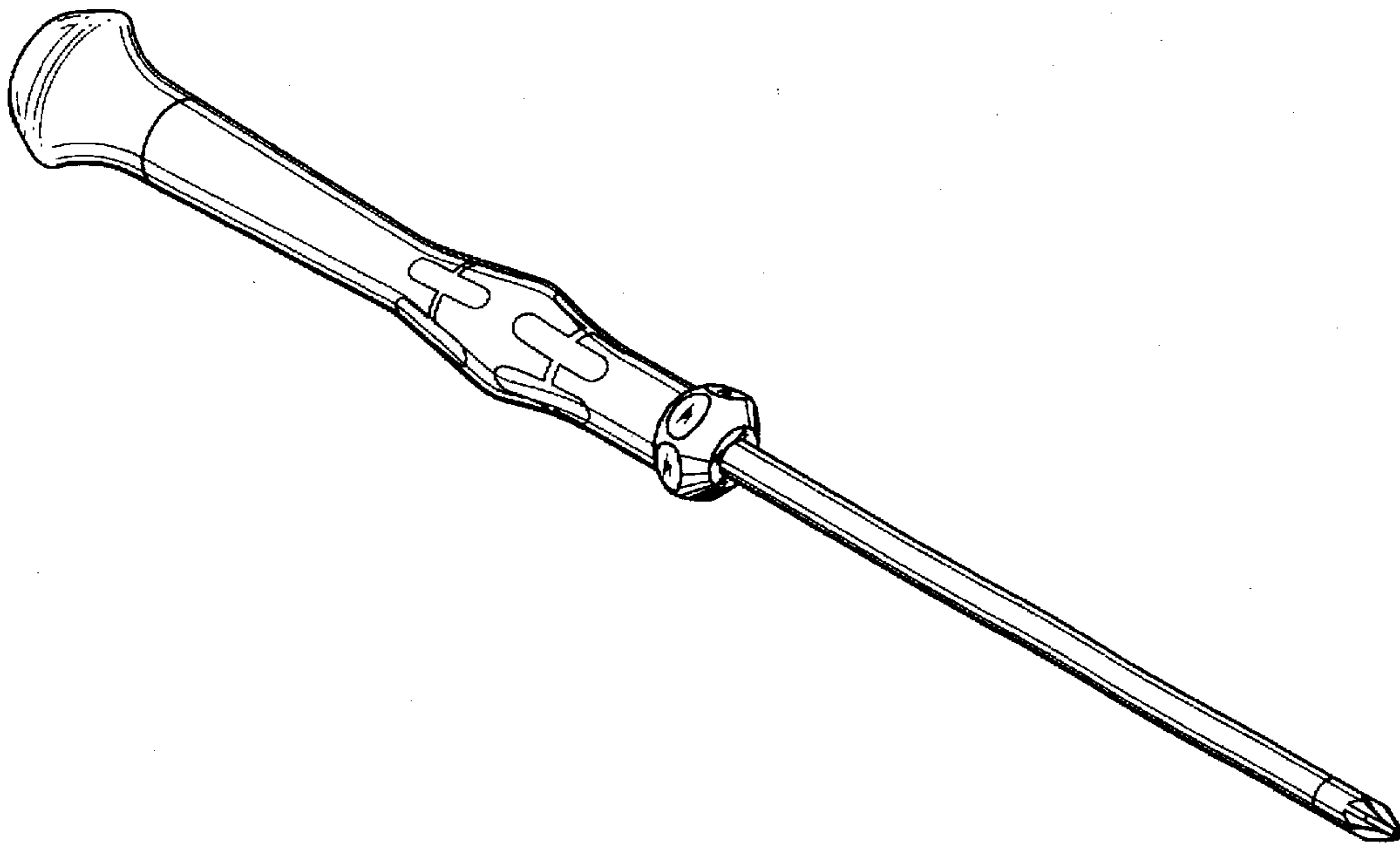


Fig. 1

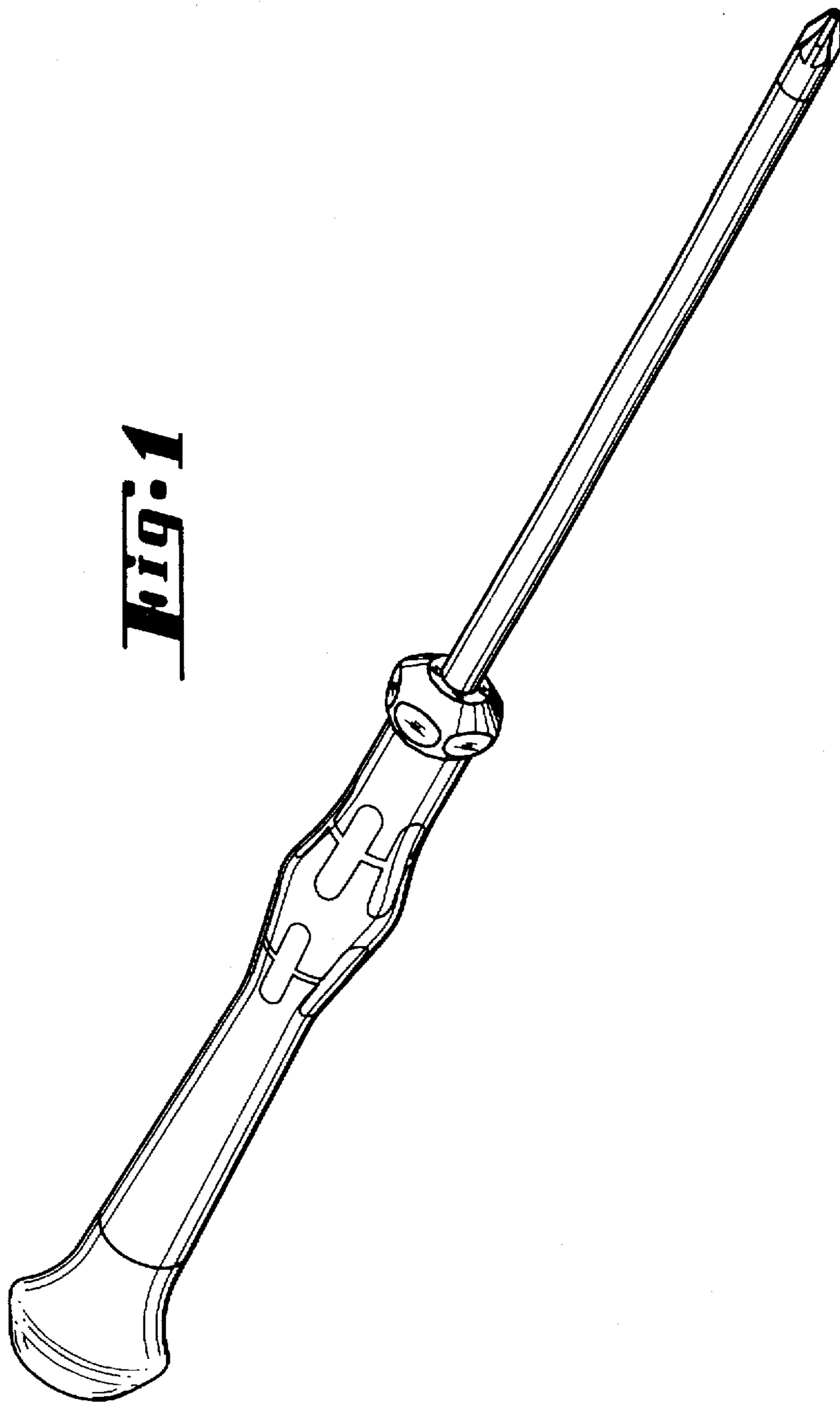


Fig. 5

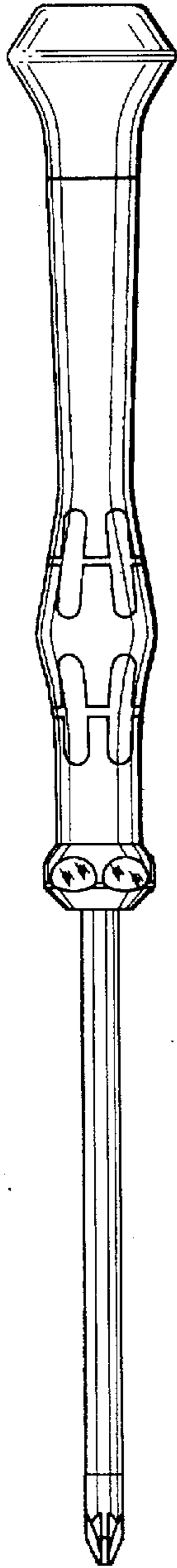


Fig. 2

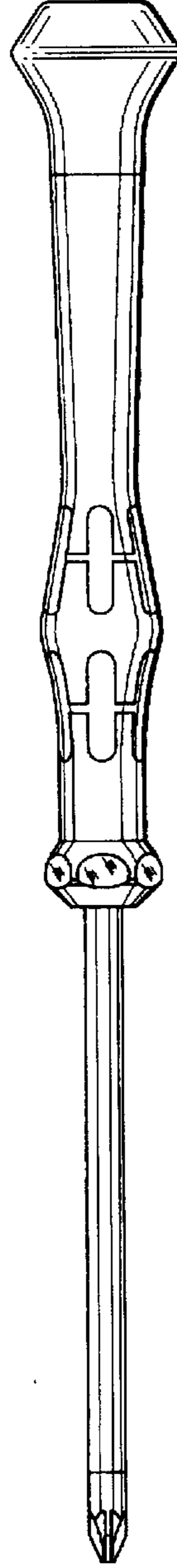


Fig. 4

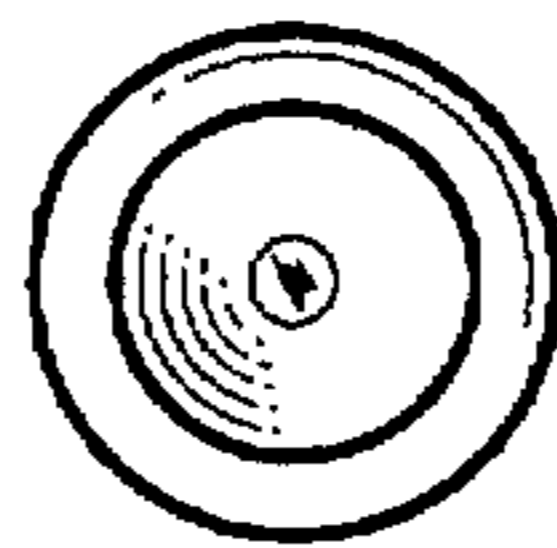


Fig. 3

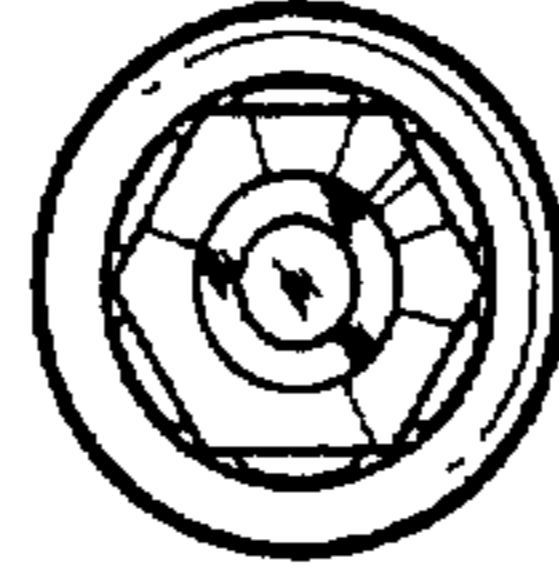


Fig. 6

