



US00D393555S

United States Patent [19]

[11] Patent Number: **Des. 393,555**

Thorp et al.

[45] Date of Patent: ****Apr. 21, 1998**

[54] **UPRIGHT FREE-STANDING SHELF UNIT**

3,783,801	1/1974	Engman .	
4,763,799	8/1988	Cohn et al.	211/186
5,036,778	8/1991	Briosi .	
5,257,701	11/1993	Edelson	211/149

[75] Inventors: **Clarkson S. Thorp**, Wayland; **Paul A. Glashouwer**, Byron Center, both of Mich.

FOREIGN PATENT DOCUMENTS

[73] Assignee: **Haworth, Inc.**, Holland, Mich.

2405046	5/1979	France	108/193
2508293	12/1982	France	108/59
339162	12/1930	United Kingdom	108/91

[**] Term: **14 Years**

OTHER PUBLICATIONS

[21] Appl. No.: **66,126**

Etagair Collection—DAS System brochure, Etagair GmbH, Jun. 30, 1994, (4 pages).

[22] Filed: **Feb. 5, 1997**

Related U.S. Application Data

Primary Examiner—James Gandy
Assistant Examiner—Linda Brooks
Attorney, Agent, or Firm—Flynn, Thiel, Boutell & Tanis, P.C.

[62] Division of Ser. No. 39,979, Jun. 7, 1995, abandoned.

[51] **LOC (6) CL.** **06-04**

[52] **U.S. CL.** **D6/478**

[58] **Field of Search** D6/462, 464, 465, D6/475, 476-479; 108/25, 59, 86, 91, 92, 93, 186, 193; 211/126.1, 133.1, 135, 133.2, 186-188, 194; D34/17, 21

[57] **CLAIM**

The ornamental design for an upright free-standing shelf unit, as shown and described.

DESCRIPTION

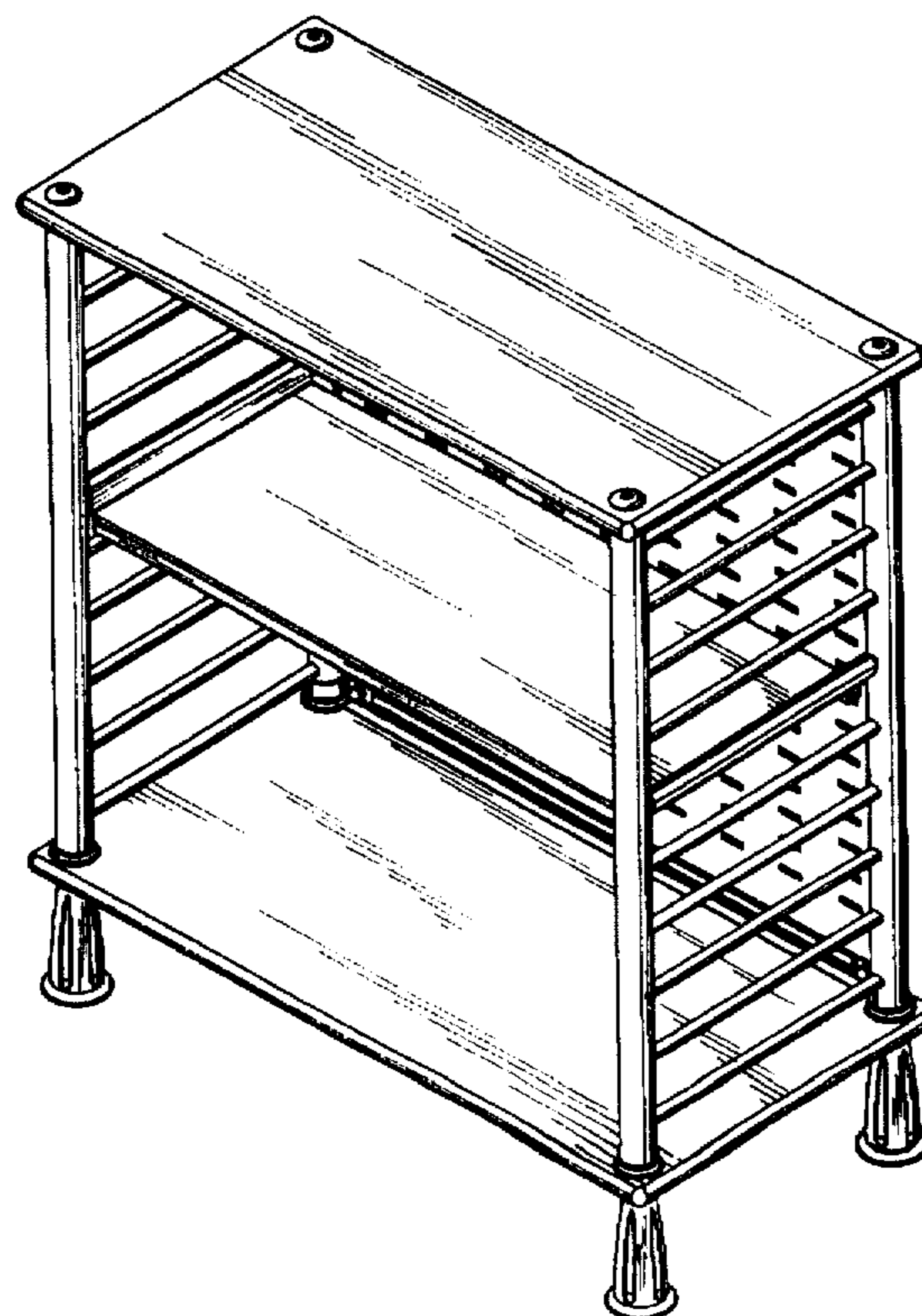
[56] **References Cited**

FIG. 1 is an isometric view of the upright free-standing shelf unit embodying our design;
FIG. 2 is a front elevational view thereof;
FIG. 3 is a back elevational view thereof;
FIG. 4 is a right-side elevational view thereof, the left-side elevational view being a mirror image thereof;
FIG. 5 is a top view thereof; and,
FIG. 6 is a bottom view thereof.

U.S. PATENT DOCUMENTS

D. 184,530	3/1959	McCarthy et al. .	
D. 346,291	4/1994	Chi	D6/479
366,051	7/1887	Weatherly	211/186
387,267	8/1888	Talbot .	
916,785	3/1909	Rowell .	
1,431,823	10/1922	Leconte .	
2,886,186	5/1959	Hamilton	211/186
3,280,767	10/1966	Kahn	108/144

1 Claim, 2 Drawing Sheets



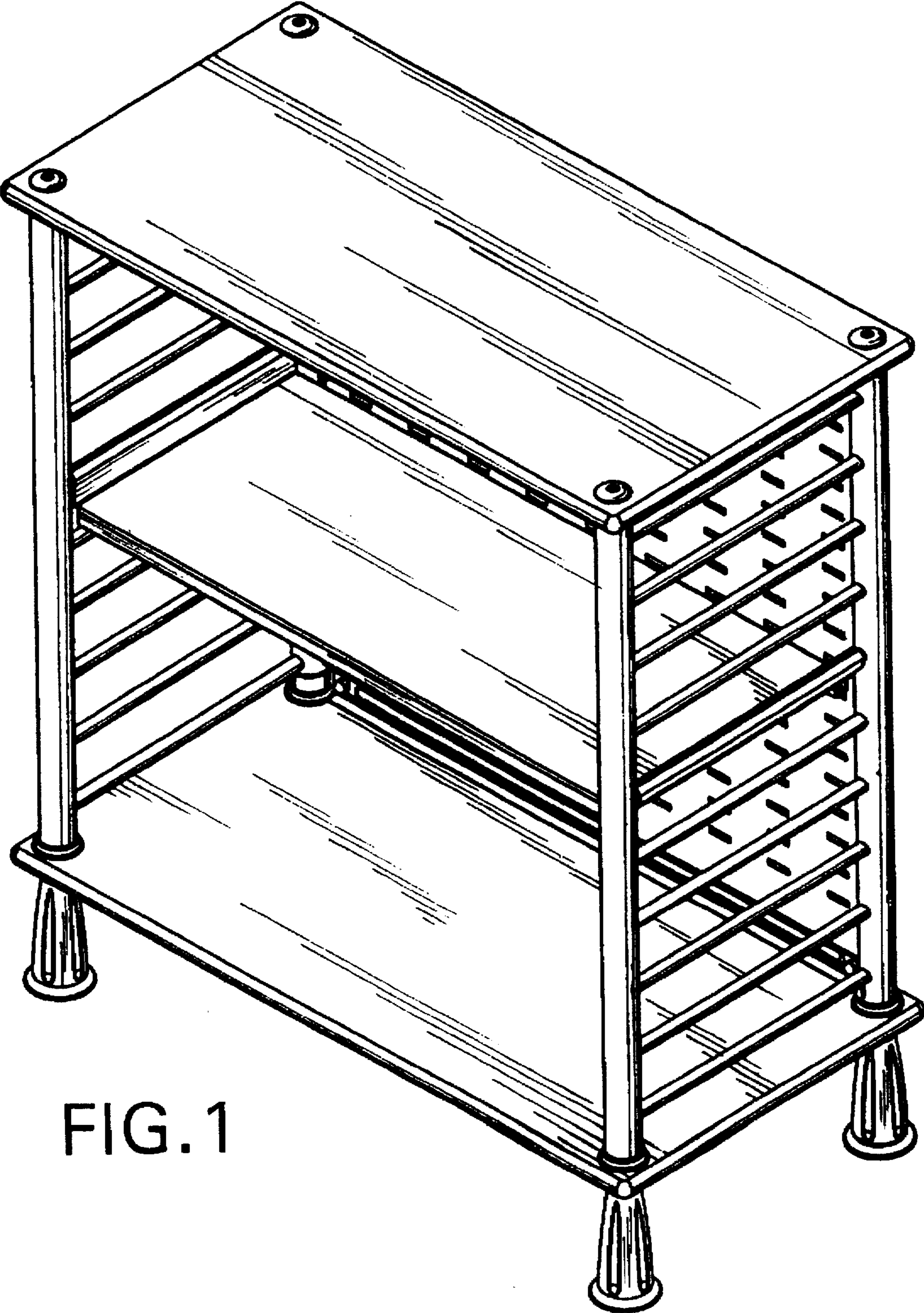


FIG. 1

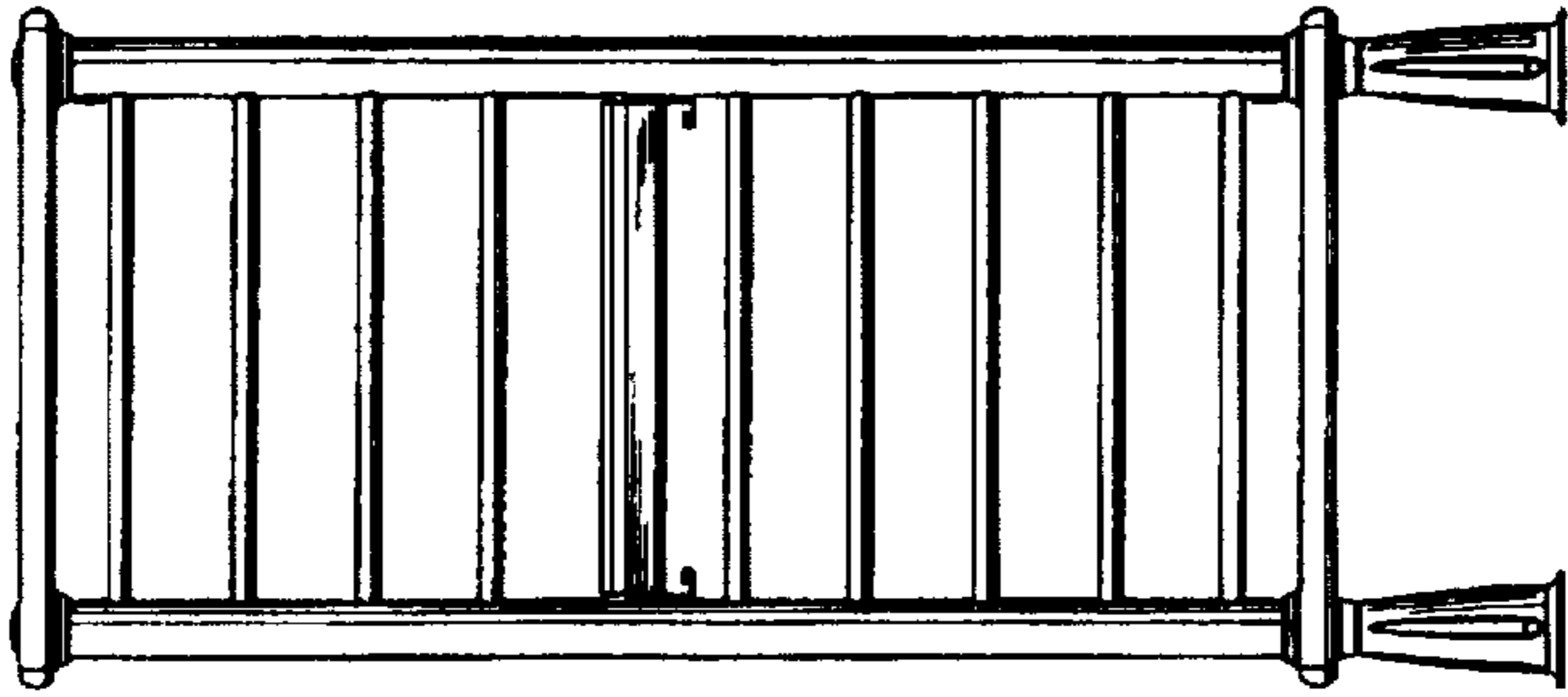


FIG. 4

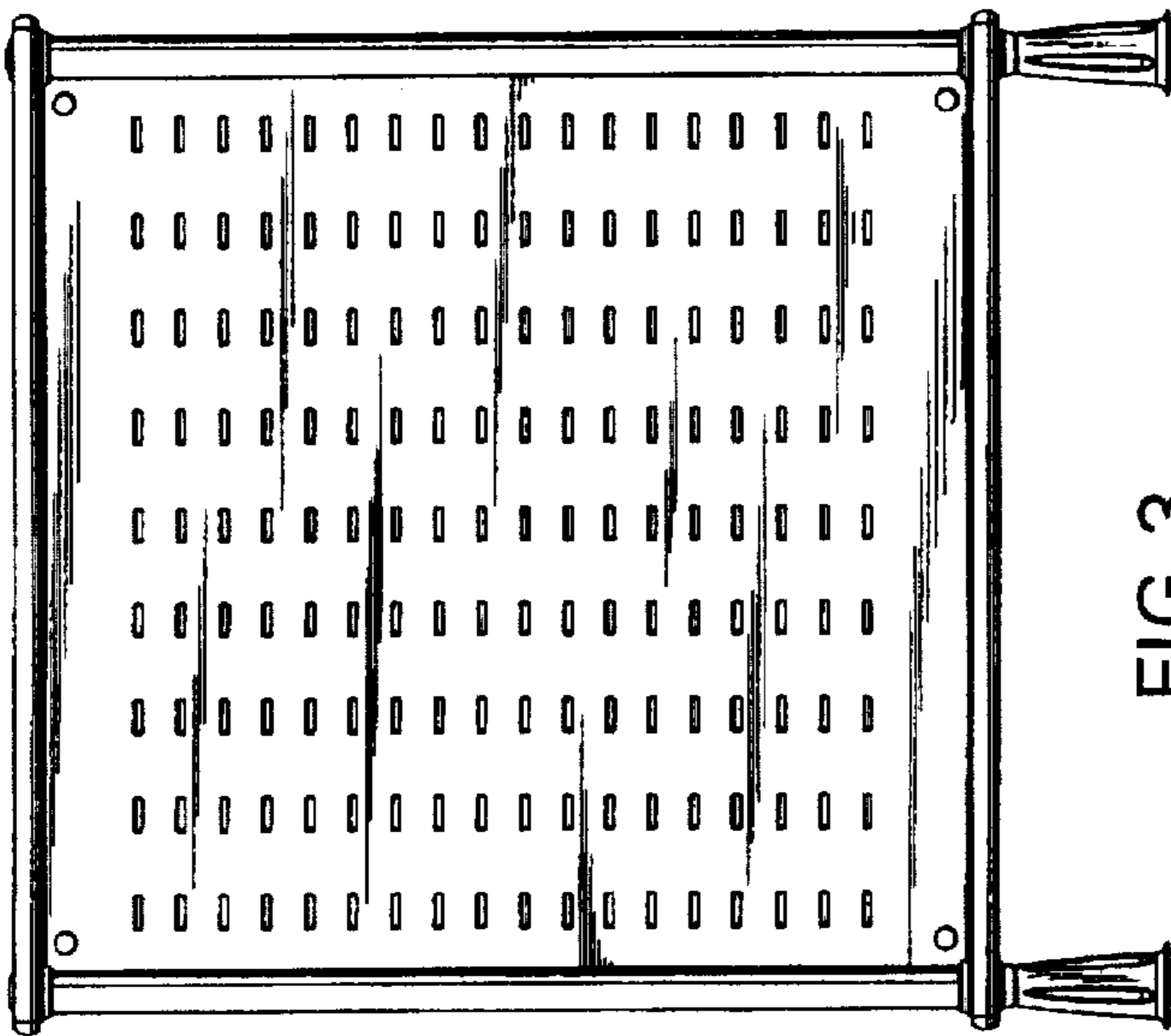


FIG. 3

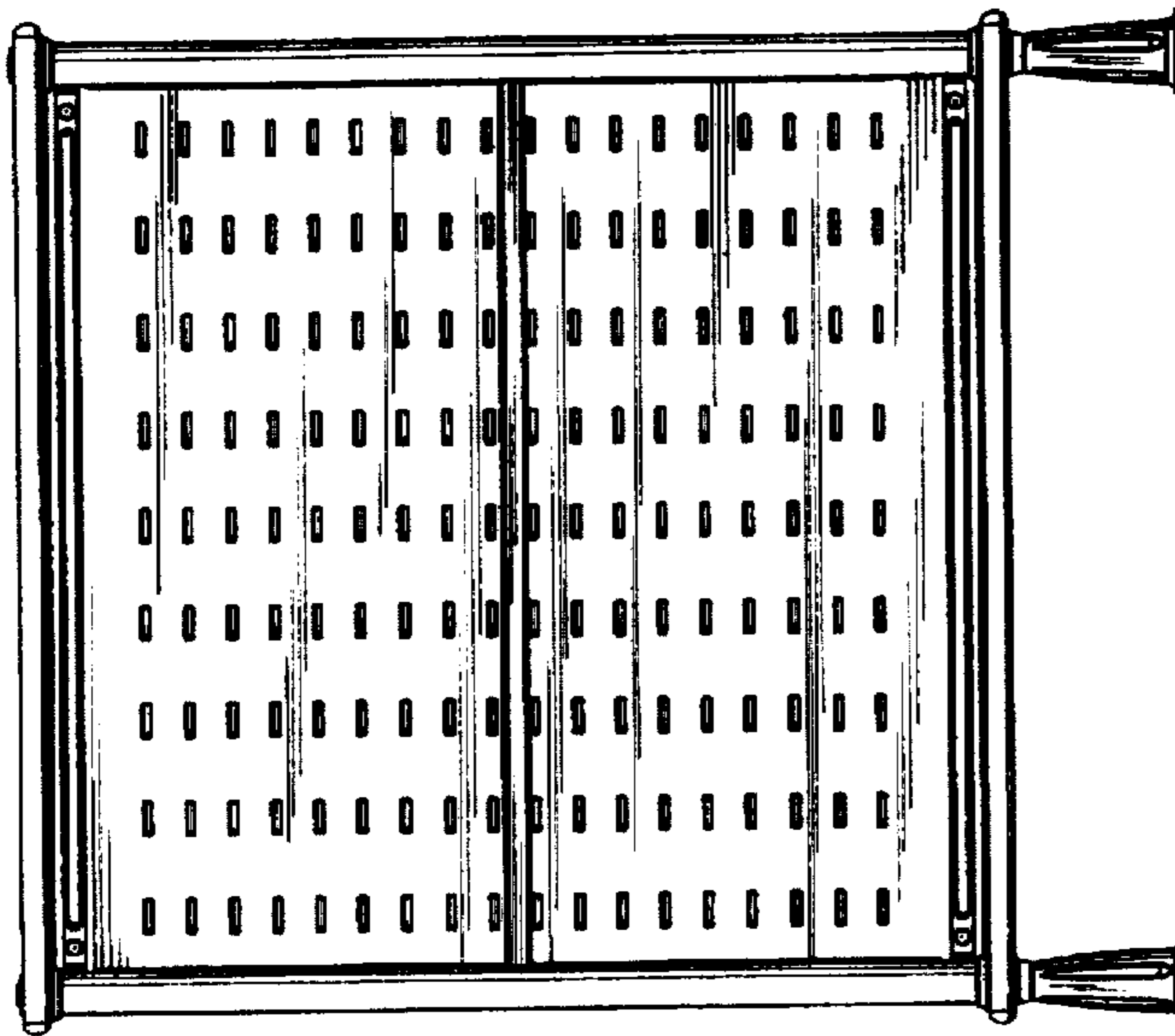


FIG. 2




FIG. 6




FIG. 5