



US00D393547S

United States Patent [19]
Josephs

[11] **Patent Number: Des. 393,547**
[45] **Date of Patent: **Apr. 21, 1998**

- [54] **CAMOUFLAGE PATTERN APPLIED TO SHEET MATERIAL**
- [76] **Inventor: Ira A. Josephs, 415 Grand St. #1307, New York, N.Y. 10002**
- [**] **Term: 14 Years**
- [21] **Appl. No.: 66,345**
- [22] **Filed: Feb. 11, 1997**
- [51] **LOC (6) Cl. 05-05**
- [52] **U.S. Cl. D5/58; D5/62**
- [58] **Field of Search D5/4, 46, 58, 62, D5/99; 428/17, 18, 904.4, 919**

3,967,026 6/1976 Dalblom 428/195

Primary Examiner—James Gandy
Assistant Examiner—Robert M. Spear

[57] **CLAIM**

The ornamental design for a camouflage pattern applied to sheet material, as shown and described.

DESCRIPTION

FIG. 1 is a top plan view of a camouflage pattern applied to sheet material, showing my new design;
FIG. 2 is a second embodiment thereof;
FIG. 3 is a third embodiment thereof; and,
FIG. 4 is a fourth embodiment thereof.


The broken lines depict the sheet material to which the camouflage pattern is applied, as well as the boundaries of one repeat unit thereof. The design continues indeterminately in one or more directions.

[56] **References Cited**

U.S. PATENT DOCUMENTS

- D. 59,034 9/1921 Ransom et al. D5/16
- D. 64,173 3/1924 Golding D5/57
- D. 150,828 9/1948 Craig D5/14

1 Claim, 2 Drawing Sheets






Fig. 1




Fig. 2




Fig. 3




Fig. 4