



US00D393504S

United States Patent [19] Eisman

[11] Patent Number: **Des. 393,504**
[45] Date of Patent: ****Apr. 14, 1998**

[54] **POUCH FOR ATTACHMENT TO PET LEASH**

5,441,017 8/1995 Lindsay 119/795
5,451,108 9/1995 Anderson 383/67

[76] Inventor: **Janice S. Eisman**, 7 Whispering Wind,
Irvine, Calif. 92614

FOREIGN PATENT DOCUMENTS

[**] Term: **14 Years**

0440953 2/1927 Germany 383/41
2729028 1/1979 Germany 294/1.3
2904289 8/1980 Germany 294/1.3
3225602 1/1984 Germany 294/1.3
000684045 7/1994 Switzerland 119/795
093013268 7/1993 WIPO 294/1.4

[21] Appl. No.: **61,400**

[22] Filed: **Oct. 23, 1996**

[51] LOC (6) Cl. **30-99**

[52] U.S. Cl. **D30/162; 383/22; 383/39;**
383/40; 383/41; 383/67; 383/84; D3/230;
D3/224; D3/290

Primary Examiner—Cathy Anne MacCormac
Attorney, Agent, or Firm—Charles S. McGuire

[58] **Field of Search** D30/151-154;
119/795, 858; D3/215-217, 212, 230, 243,
256, 265-266, 290, 301, 303, 320; 383/38-40,
41, 67, 84, 11, 22; 294/1.3-1.5

[57] CLAIM

The ornamental design for pouch for attachment to pet leash,
as shown and described.

[56] References Cited

DESCRIPTION

U.S. PATENT DOCUMENTS

D. 248,336 6/1978 Fink D3/320
D. 276,476 11/1984 Johansson et al. D3/224
D. 291,942 9/1987 Green D30/152
D. 293,628 1/1988 Teachey D3/230
D. 328,190 7/1992 Kashef D3/230
645,814 3/1900 Johnson D3/266
4,146,260 3/1979 Carrington 294/1.5
4,896,912 1/1990 Parnell 294/1.3
4,957,231 9/1990 Kalisher D3/224
5,184,762 2/1993 Nevitt 119/858
5,269,575 12/1993 Parvaresh 294/1.5
5,344,200 9/1994 Yoshioka 294/1.5
5,363,809 11/1994 Roe 294/1.3
5,429,075 7/1995 Passarella et al. 119/795

FIG. 1 is a perspective view taken from the top, front and
right of a pouch for attachment to pet leash showing my new
design;

FIG. 2 is a front elevational view thereof;
FIG. 3 is a rear elevational view thereof;
FIG. 4 is a bottom plan view thereof;
FIG. 5 is a top plan view thereof;
FIG. 6 is a right side elevational view thereof;
FIG. 7 is a left side elevational view thereof;
FIG. 8 is another side elevational view thereof; and,
FIG. 9 is still another side elevational view thereof.

The broken lines in FIGS. 8 and 9 are for purposes of
illustration only and form no part of the claimed design. The
dashed lines in all Figures represent conventional stitching.

1 Claim, 5 Drawing Sheets

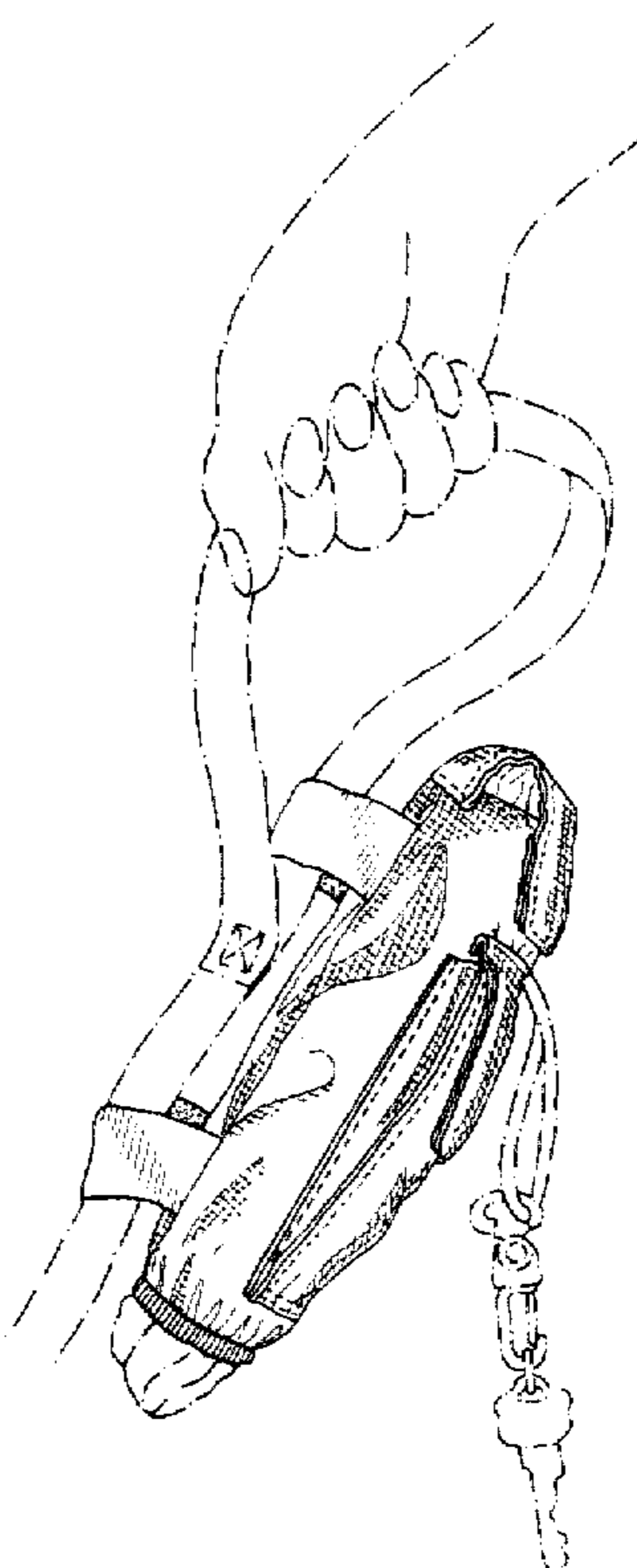


FIG. 1

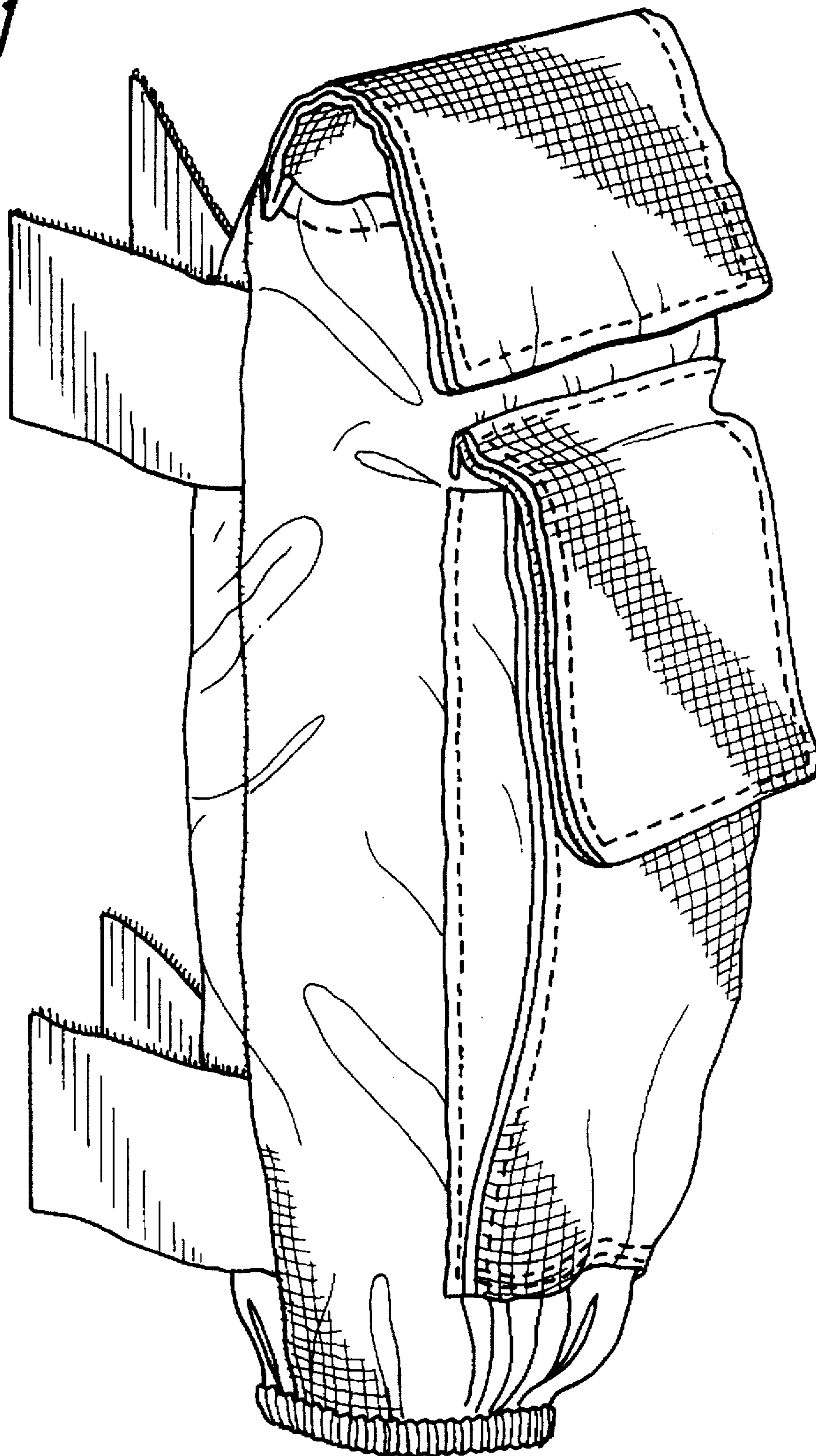


FIG. 2

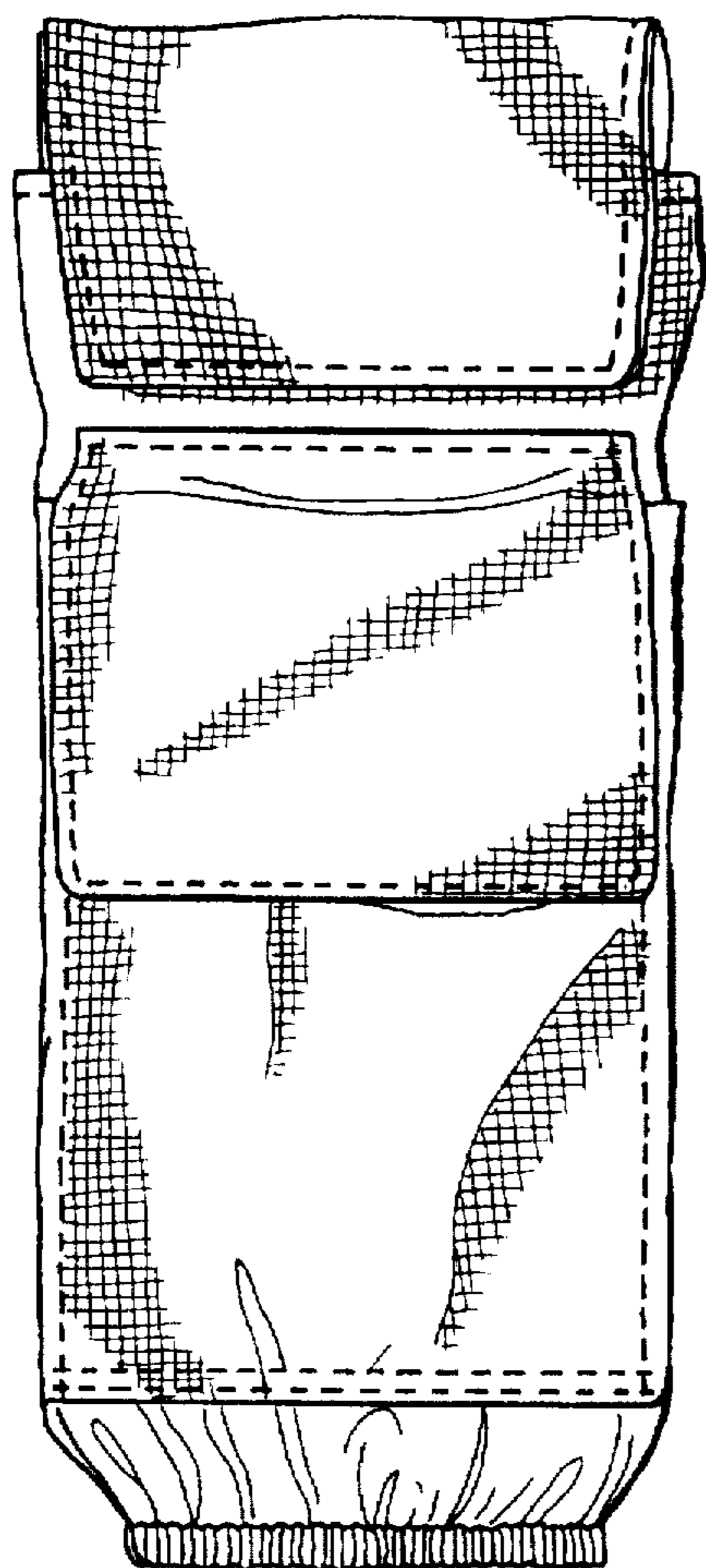


FIG. 3

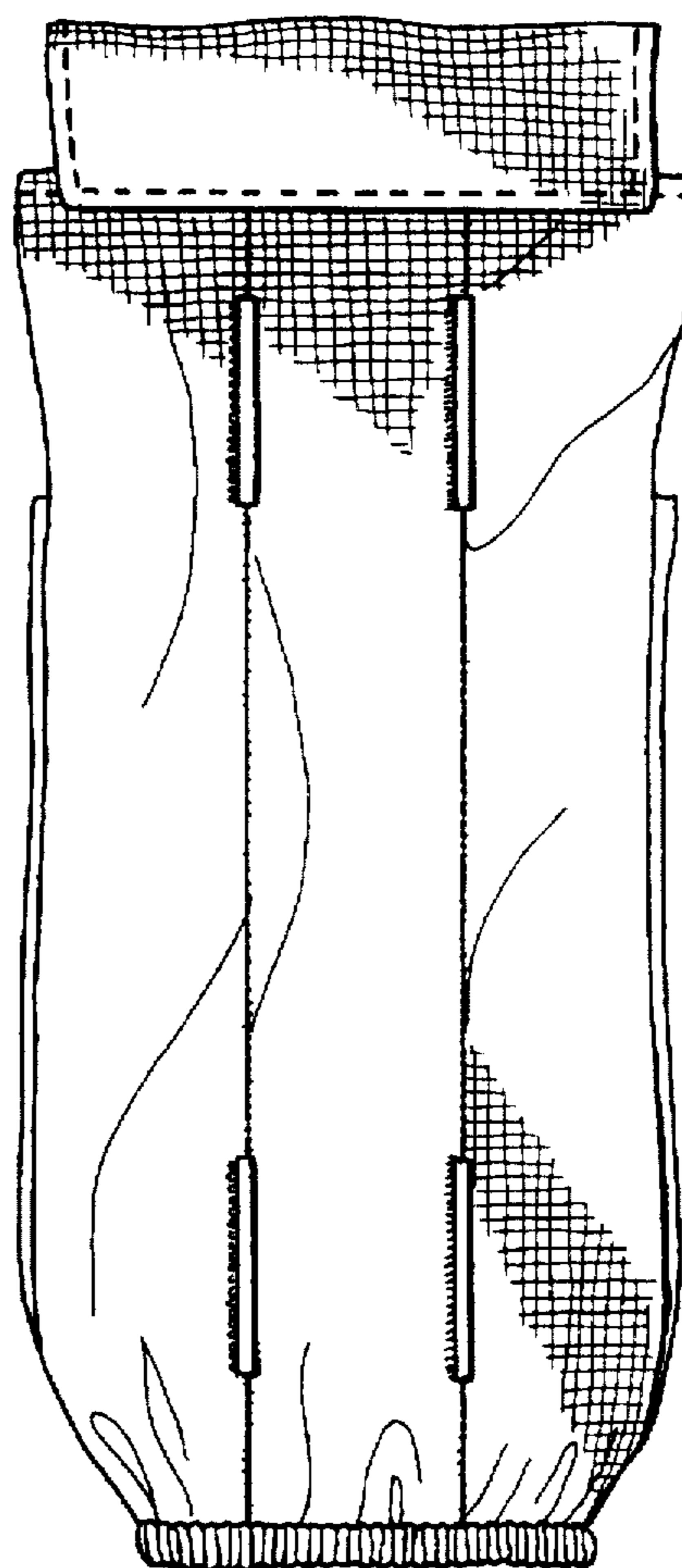


FIG. 4

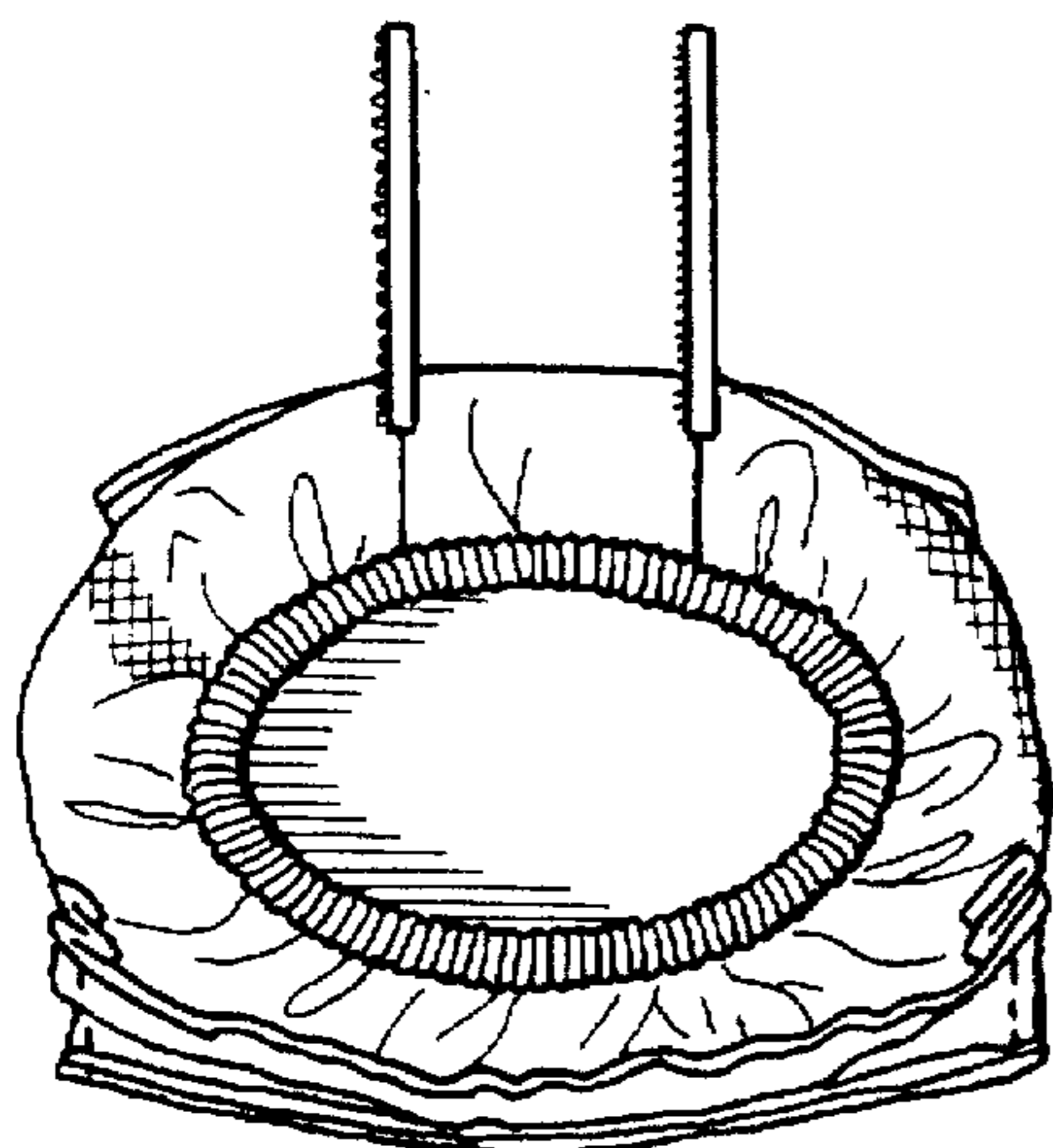


FIG. 5

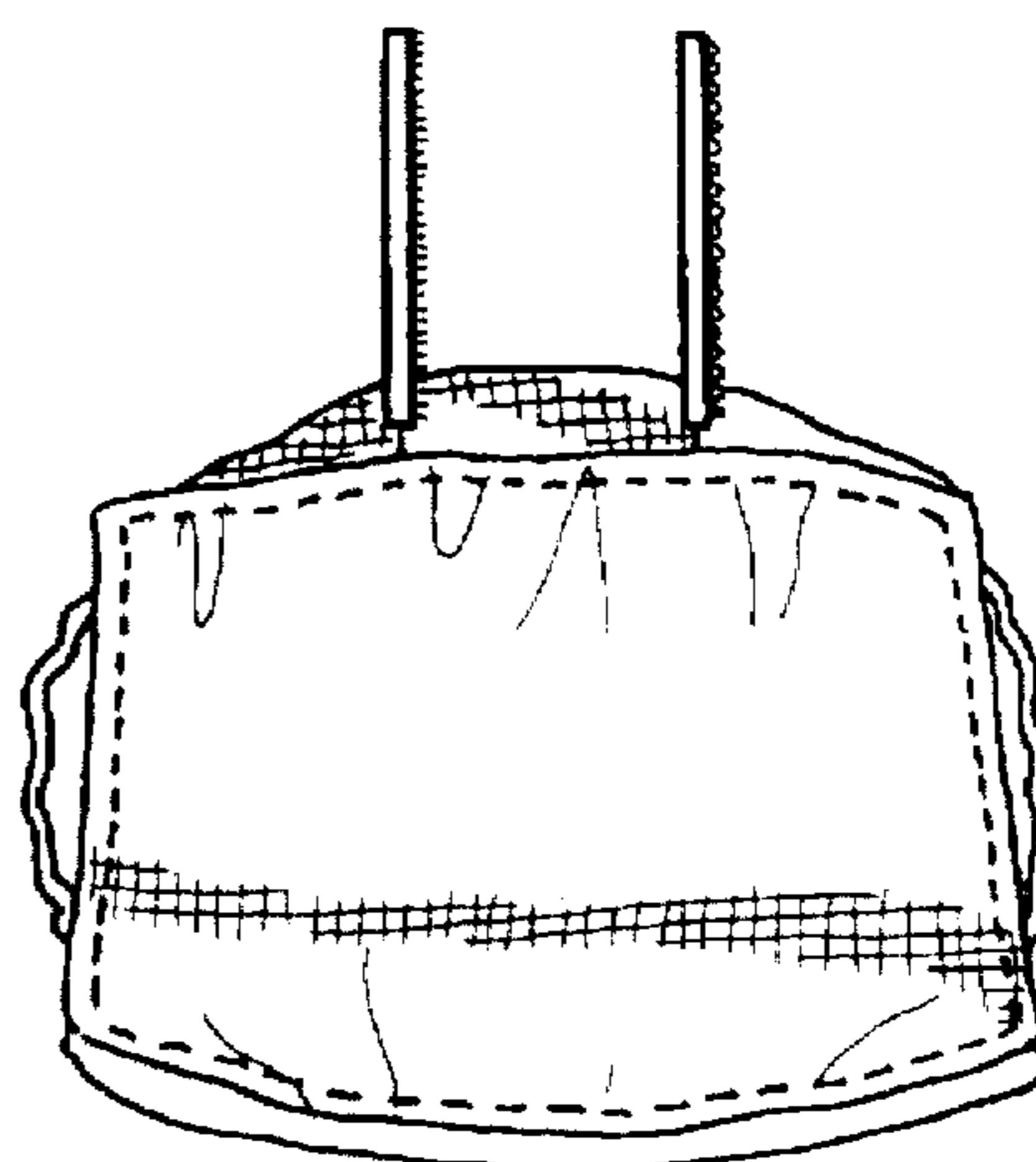


FIG. 6




FIG. 7

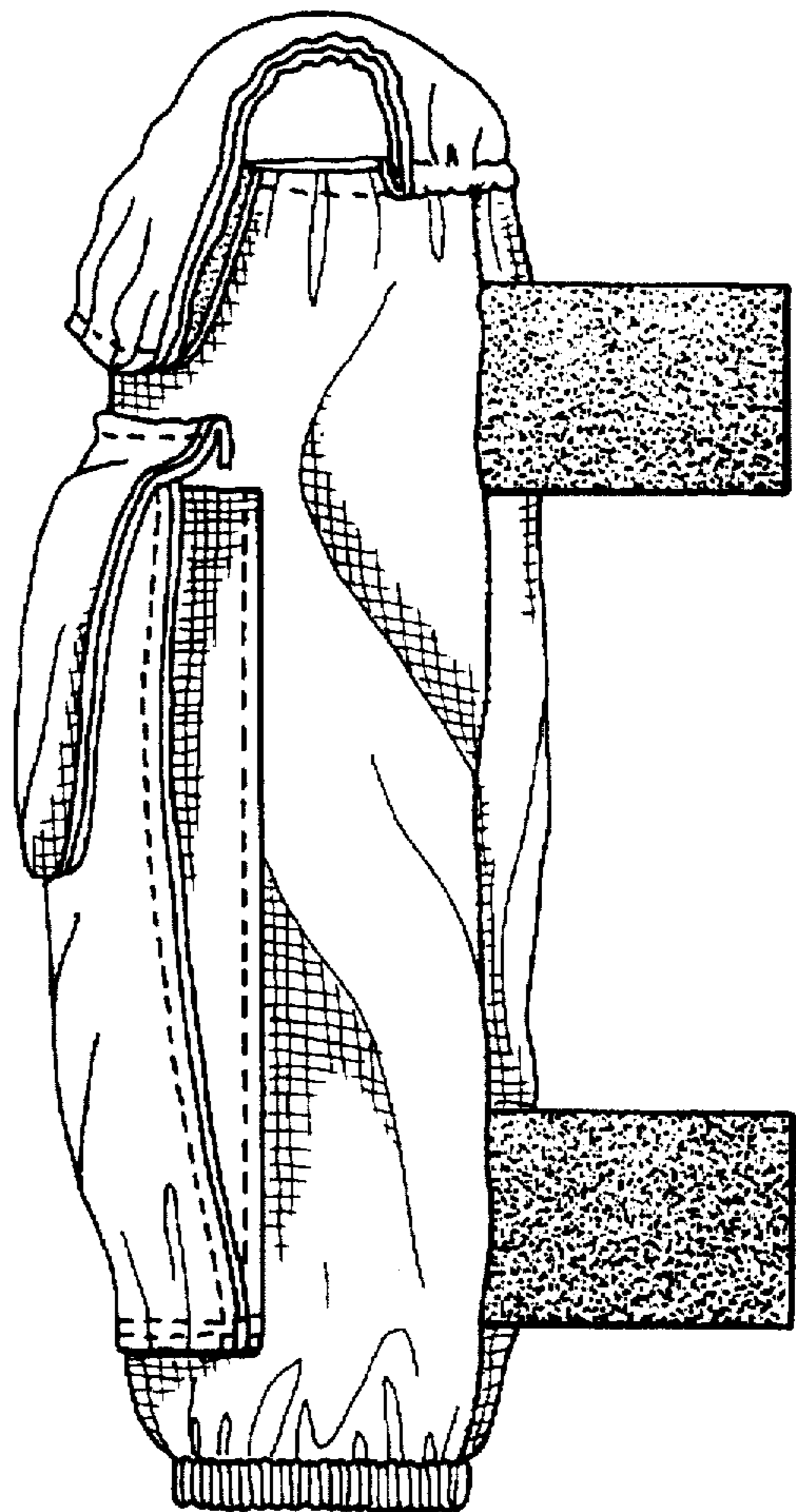


FIG. 8




FIG. 9

