

US00D393497S

**United States Patent** [19]  
**White**

[11] **Patent Number: Des. 393,497**  
[45] **Date of Patent: \*\*Apr. 14, 1998**

[54] **TOY FIGURE**

[76] **Inventor: Robert J. White, 2020-H Coldspring Dr., Charleston, S.C. 29418**

[\*\*] **Term: 14 Years**

[21] **Appl. No.: 50,784**

[22] **Filed: Feb. 21, 1996**

[51] **LOC (6) Cl. .... 21-01**

[52] **U.S. Cl. .... D21/155; D21/171; D21/186**

[58] **Field of Search .... D21/154, 155, D21/166, 171, 186, 180; 446/268, 369; D11/160**

[56] **References Cited**

**U.S. PATENT DOCUMENTS**

D. 174,916 6/1955 Mitchell ..... D21/155 X  
D. 265,109 6/1982 Freeborn et al. .... D21/186 X  
D. 277,206 1/1985 Carson ..... D21/186 X

D. 277,303 1/1985 Seeds ..... D21/186 X  
D. 294,721 3/1988 Cowling ..... D21/155  
D. 295,996 5/1988 Poster et al. .... D21/171 X

*Primary Examiner*—Lucy Lieberman  
*Attorney, Agent, or Firm*—Dallis Law Firm, P.A.

[57] **CLAIM**

The ornamental design for a toy figure, as shown and described.

**DESCRIPTION**

FIG. 1 shows a front view of the toy figure;  
FIG. 2 shows a rear view of the toy figure;  
FIG. 3 shows a left side view of the toy figure;  
FIG. 4 shows a right side view of the toy figure;  
FIG. 5 shows a top view of the toy figure; and,  
FIG. 6 shows a bottom view of the toy figure.  
The cords are shown broken away in the drawings to indicate indeterminate length.

**1 Claim, 6 Drawing Sheets**






FIG. 1

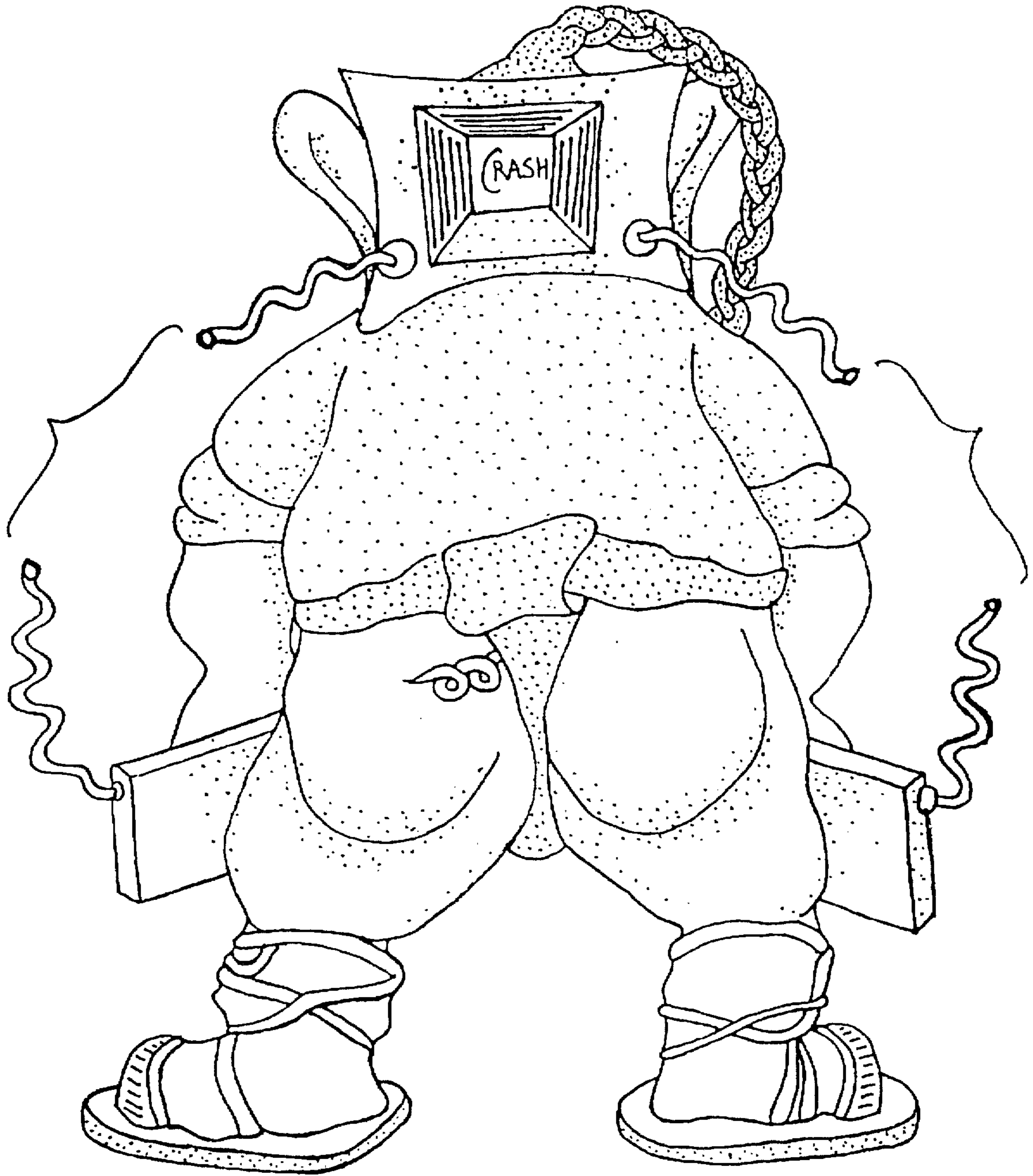


FIG. 2



FIG. 3



FIG. 4

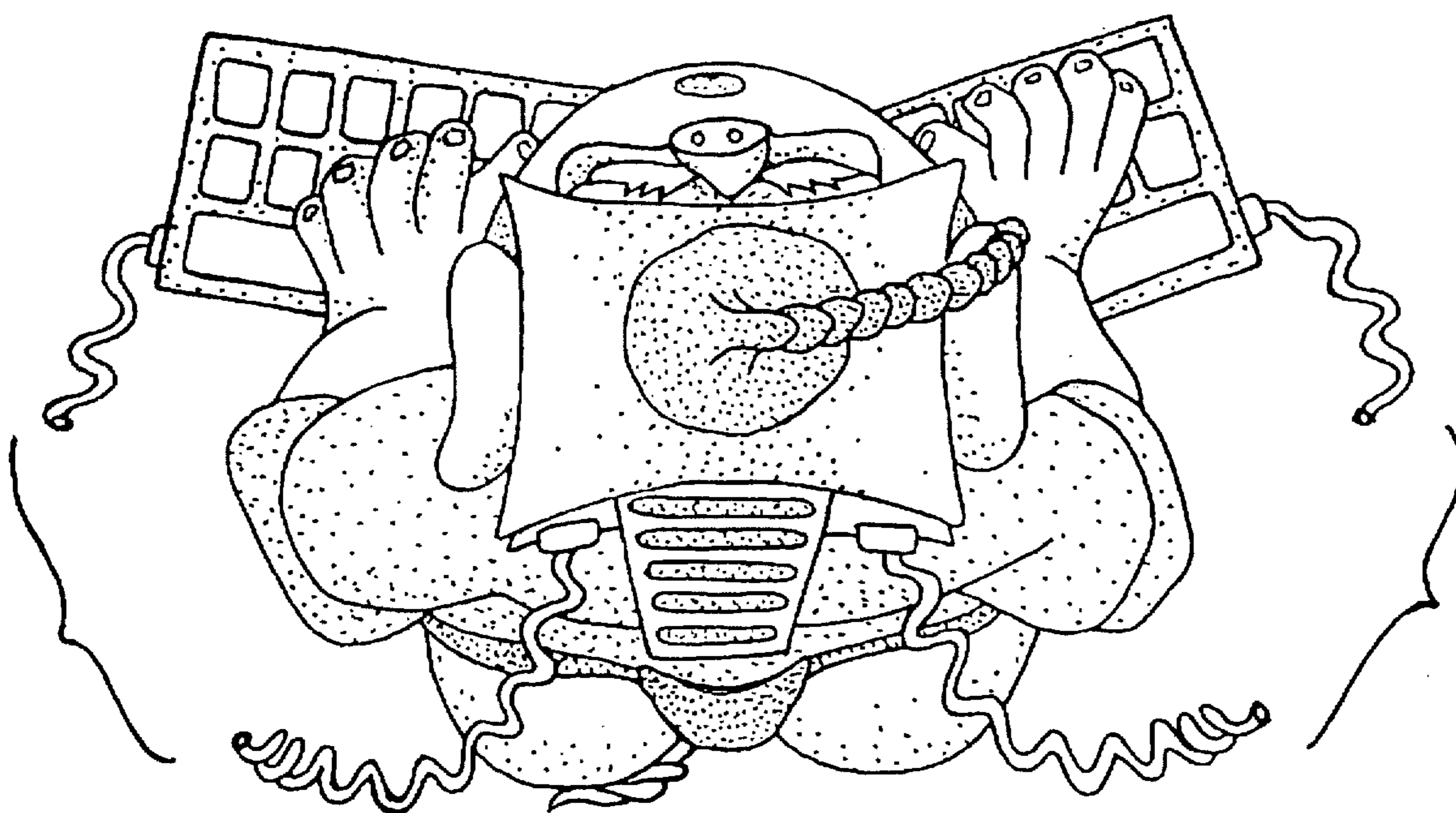


FIG. 5

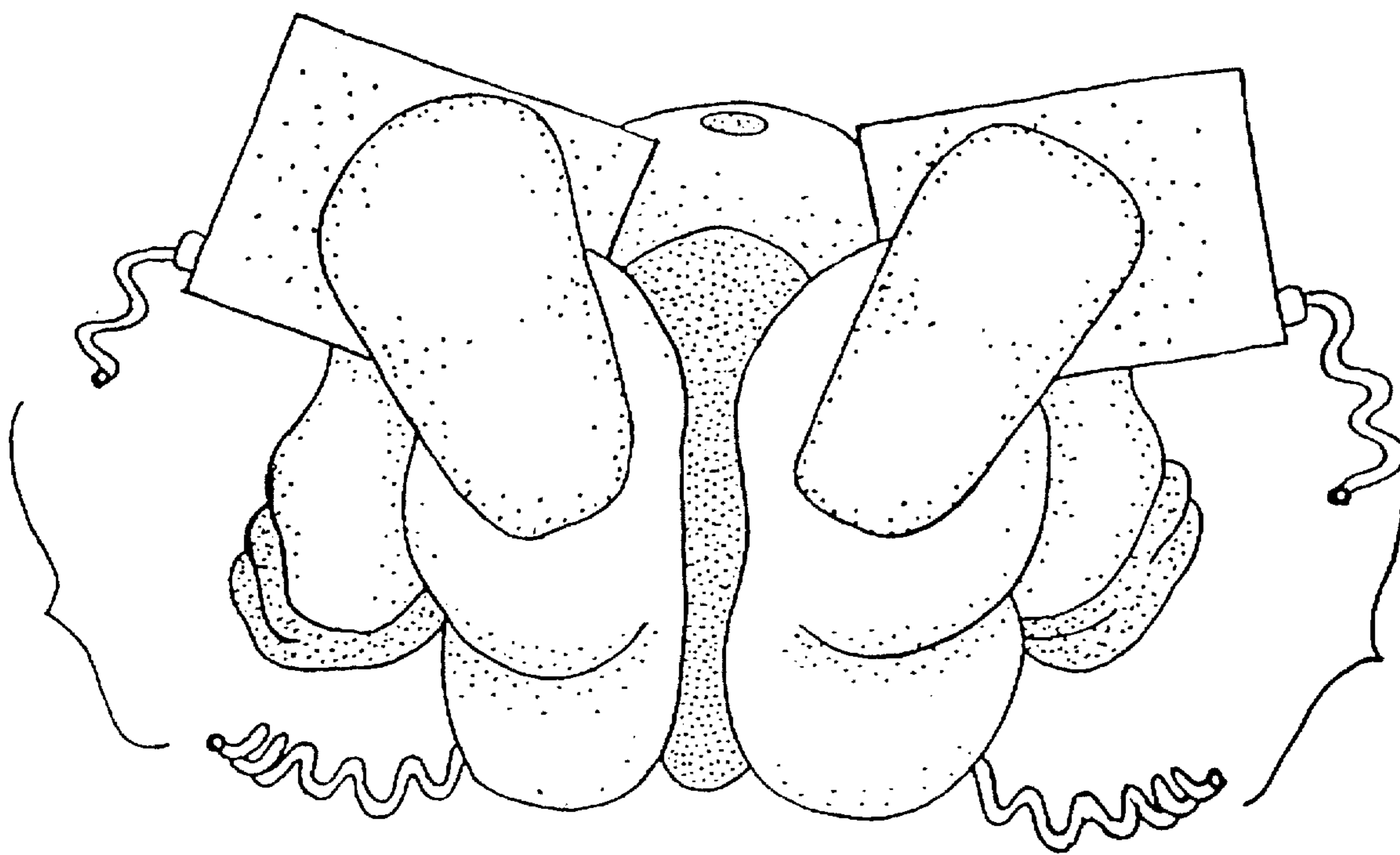


FIG. 6