



US00D393489S

United States Patent [19] Tobor

[11] Patent Number: Des. 393,489
[45] Date of Patent: **Apr. 14, 1998

[54] ADVERTISING BANNER DISPLAY DEVICE

[75] Inventor: Mark S. Tobor, Morton Grove, Ill.

[73] Assignee: E.I.T., Inc., Elmhurst, Ill.

[**] Term: 14 Years

[21] Appl. No.: 48,005

[22] Filed: Dec. 18, 1995

[51] LOC (6) Cl. 20-02

[52] U.S. Cl. D20/41

[58] Field of Search 40/603, 604, 617,
40/584, 607, 608, 612; D20/10, 41, 42,
43

[56] References Cited

U.S. PATENT DOCUMENTS

D. 277,584	2/1985	Anstedt	D20/43
1,203,429	10/1916	Stonehouse	40/607
1,817,064	8/1931	Carson	40/617
2,882,630	4/1959	Frey	40/607
4,720,204	1/1988	Johnson	40/607 X

Primary Examiner—Susan J. Lucas

Assistant Examiner—J. Register

Attorney, Agent, or Firm—Tobor & Goldstein, LLP

[57] CLAIM

The ornamental design for an advertising banner display device, as shown and described.

DESCRIPTION

FIG. 1 is a perspective view of an advertising banner display

device showing my design;

FIG. 2 is a front elevational view of the advertising banner display device of FIG. 1, the rear elevational view of the advertising banner display device of FIG. 1 being identical to FIG. 2;

FIG. 3 is a right side elevational view of the advertising banner display device of FIG. 1, the left side elevational view of the advertising banner display device of FIG. 1 being identical to FIG. 3;


FIG. 4 is a top plan view of the banner display device of FIG. 1;

FIG. 5 is a bottom plan view of the advertising banner display device of FIG. 1; and

FIGS. 6–8 are front elevational views of the advertising banner display device of FIG. 1, each device illustrating a different top piece: a baseball design being illustrated in FIG. 6, a Star of David design being illustrated in FIG. 7, and a bottle design being illustrated in FIG. 8. The surface of the Star as shown in FIG. 7 is understood to be flat. The rear of each embodiment is a mirror image of its respective front.

The crossed pattern shading is uniformly continuous on the surfaces in the drawing figures and is fragmentarily shown for convenience of illustration.

1 Claim, 2 Drawing Sheets



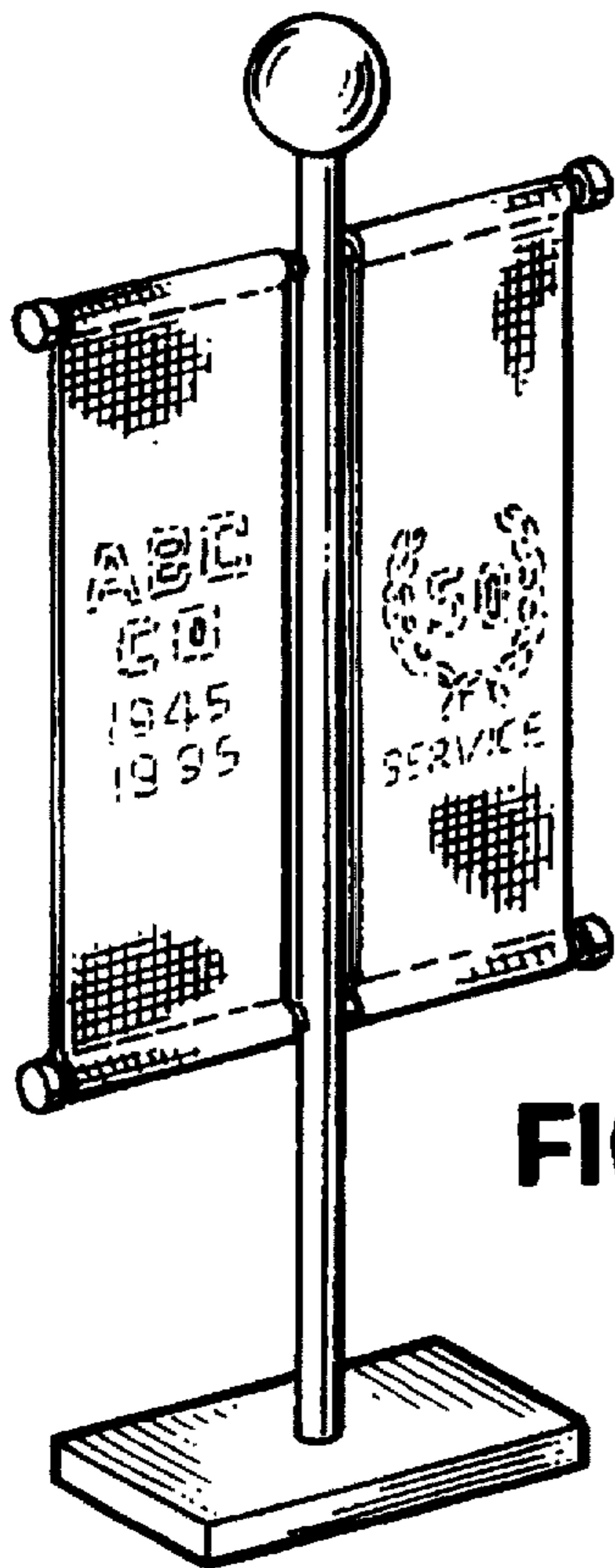


FIG. 1

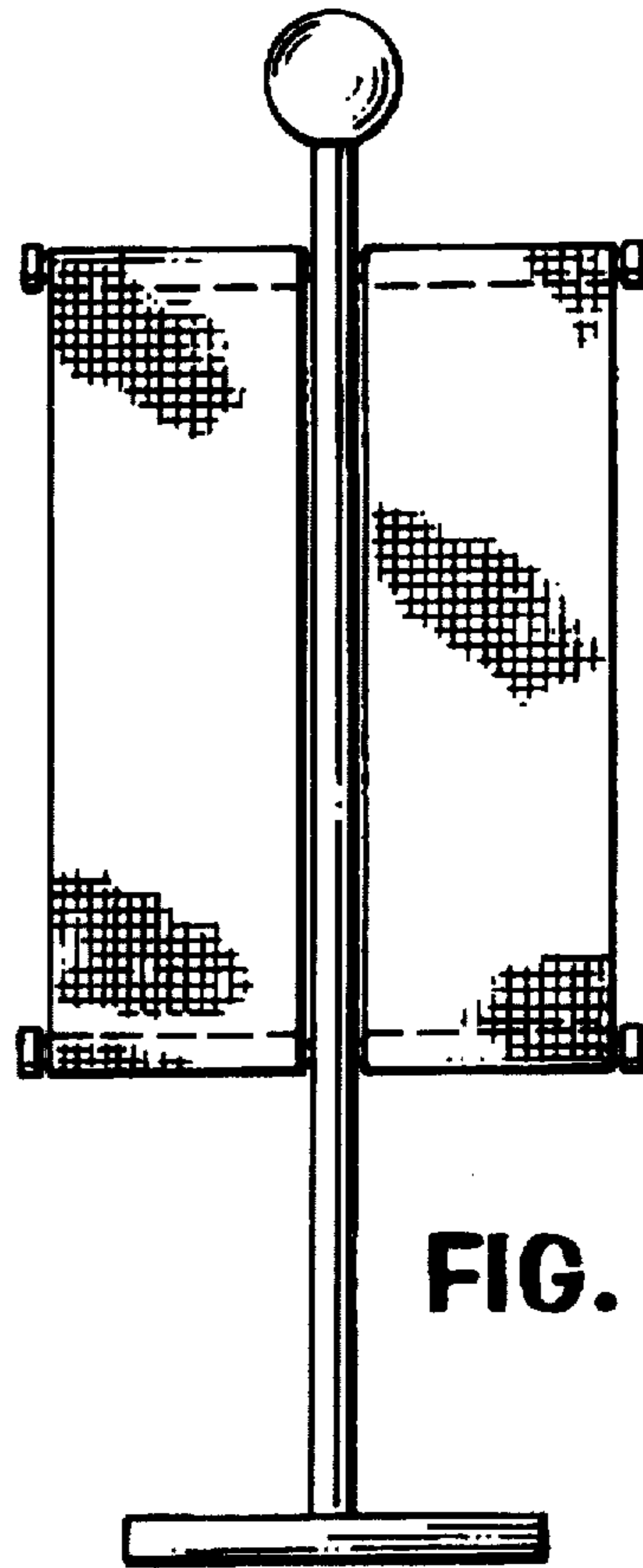


FIG. 2



FIG. 3

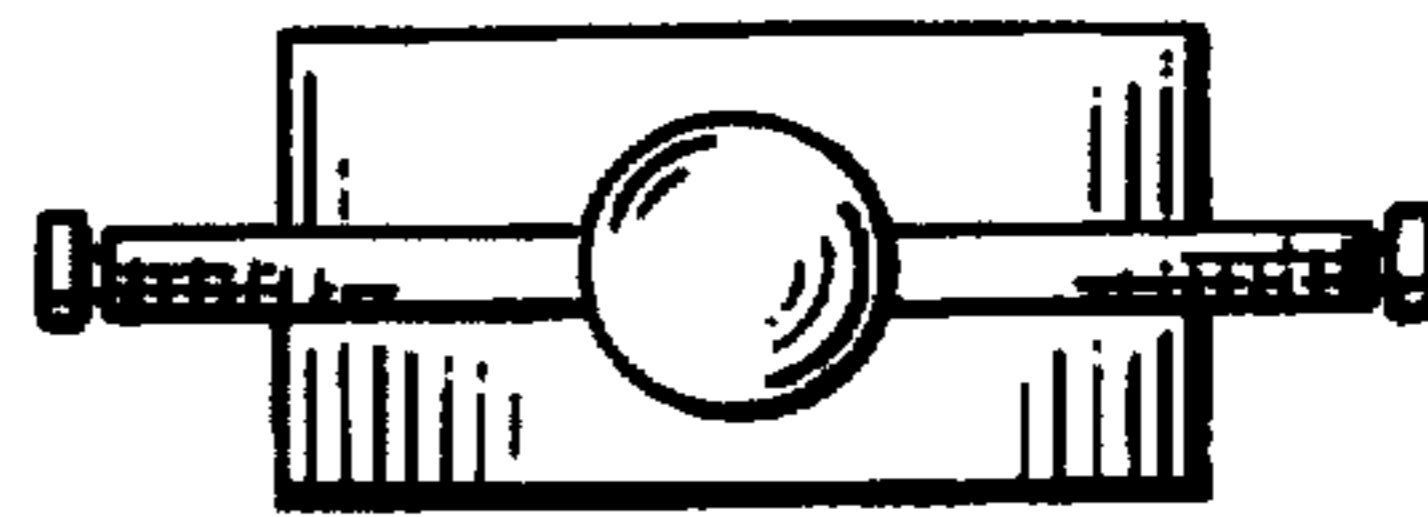


FIG. 4




FIG. 5

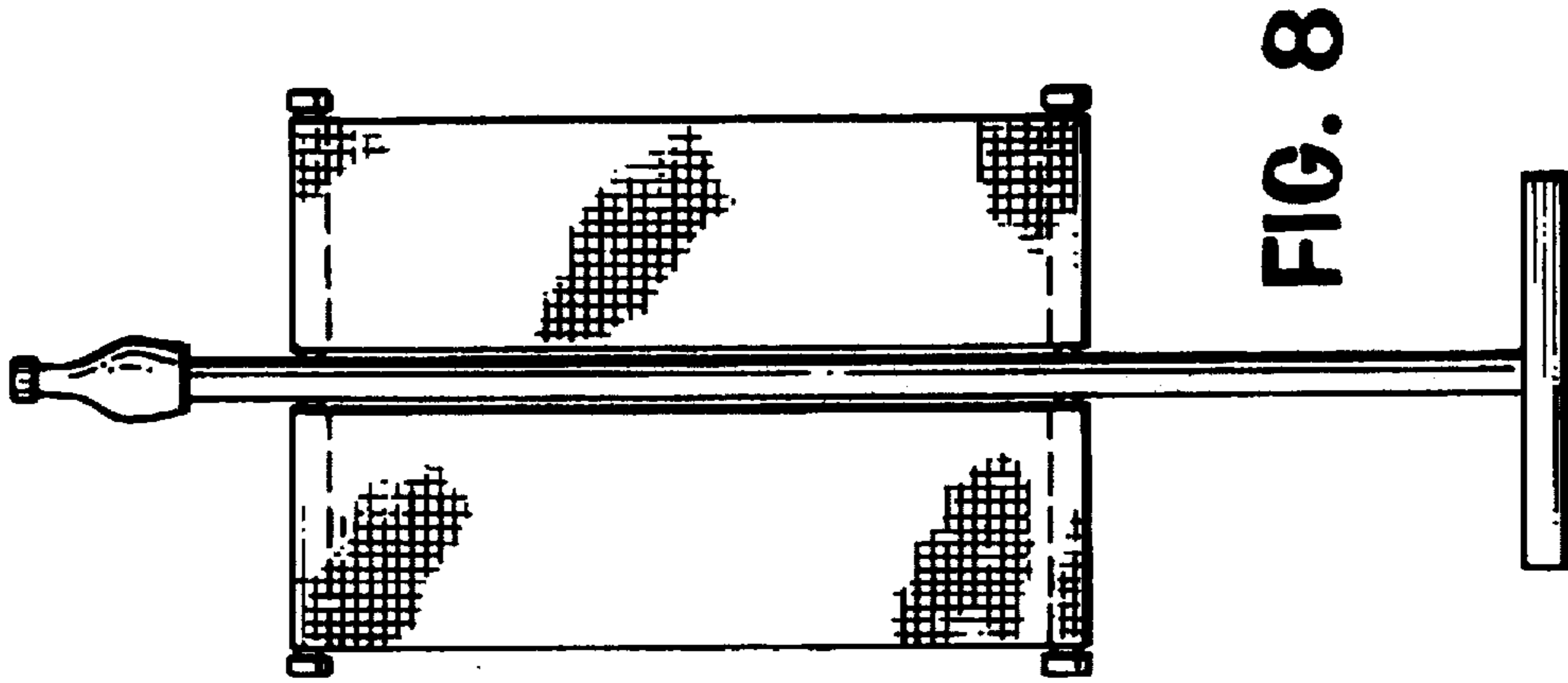


FIG. 8

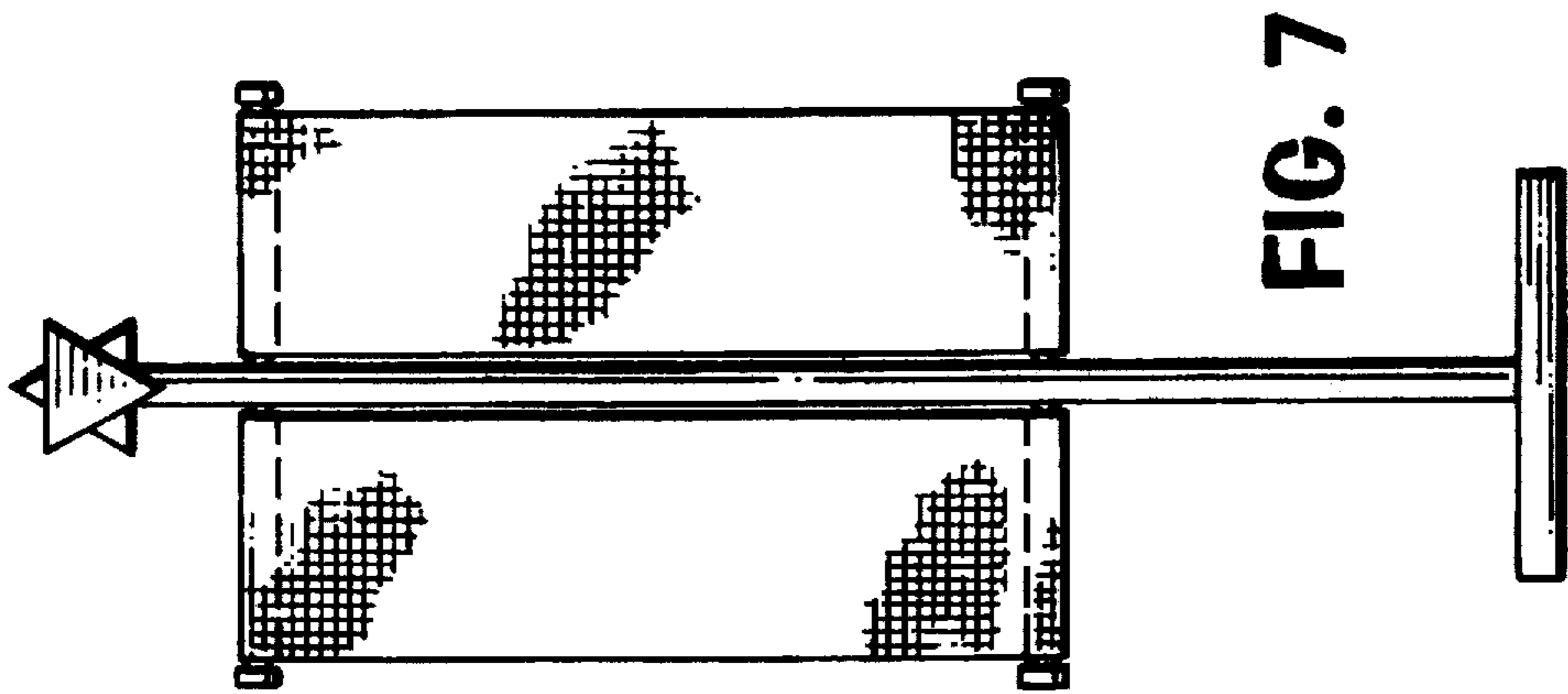


FIG. 7

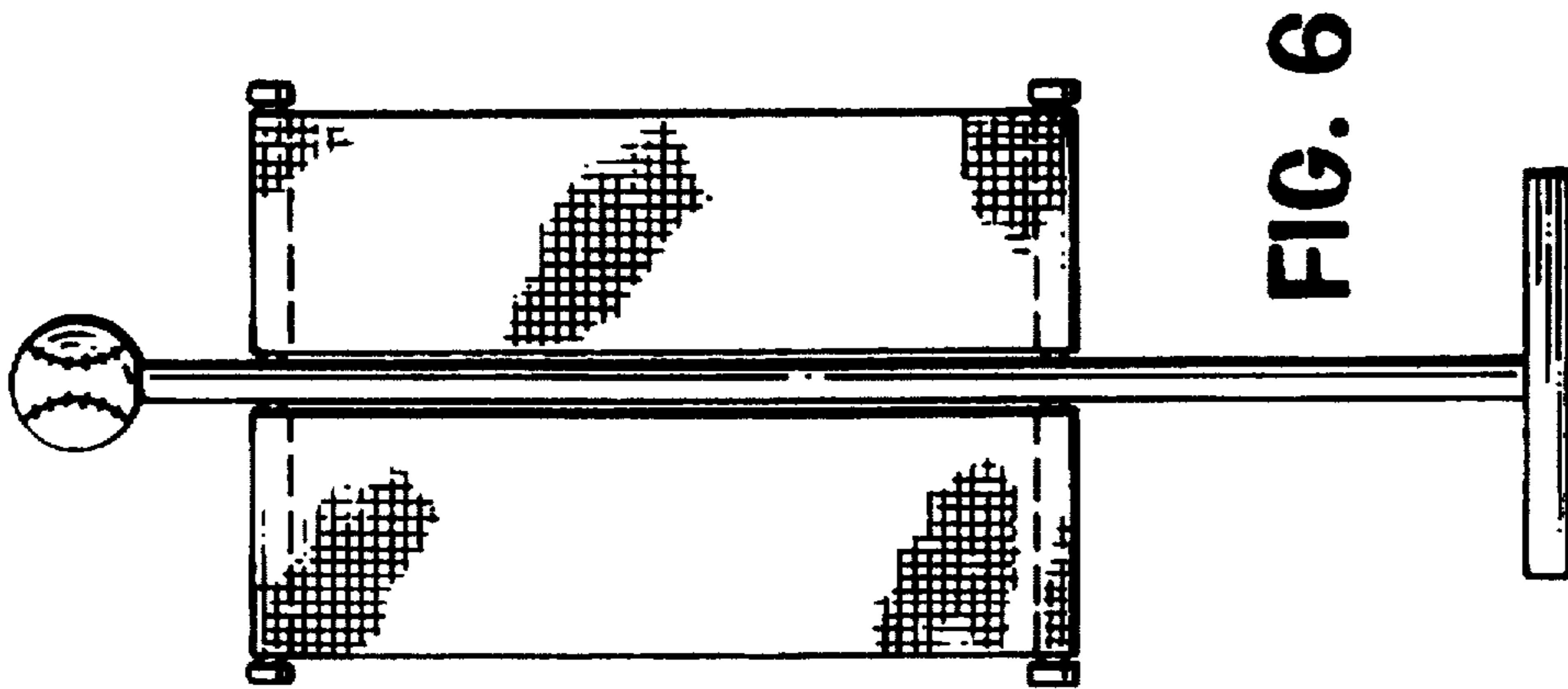


FIG. 6