



US00D393459S

United States Patent [19]

Barbeau et al.

[11] Patent Number: Des. 393,459

[45] Date of Patent: **Apr. 14, 1998

[54] COLLECTABLE SOUND CARD HAVING DIGITALLY PRERECORDED NATURAL AND/OR OTHER SOUNDS STORED THEREIN

[75] Inventors: Stéfane Erhard Barbeau; Rudy Anthony Vandenberg; Michael Georges Sirois, all of Ottawa, Canada; Troy Gene Anderson, Marblehead, Mass.

[73] Assignee: Headwaters Research & Development, Inc., Ottawa, Canada

[**] Term: 14 Years

[21] Appl. No.: 59,027

[22] Filed: Aug. 30, 1996

[51] LOC (6) Cl. 14-02

[52] U.S. Cl. D14/117; D14/114

[58] Field of Search D14/100, 114, D14/117; D13/147; 235/380-382, 382.5, 379, 487, 486, 492, 441; 359/152; 396/211; 439/607, 946.2

[56] References Cited

U.S. PATENT DOCUMENTS

D. 305,886	2/1990	Banjo et al.	D14/117
D. 313,229	12/1990	Audebert et al.	D14/117
D. 330,022	10/1992	Chen	D14/117

5,184,169	2/1993	Nishitani	396/211
5,547,401	8/1996	Aldous et al.	439/946.2 X
5,563,400	10/1996	Le Roux	439/946.2 X

Primary Examiner—Freda Nunn
Attorney, Agent, or Firm—Albert Peter Durigon

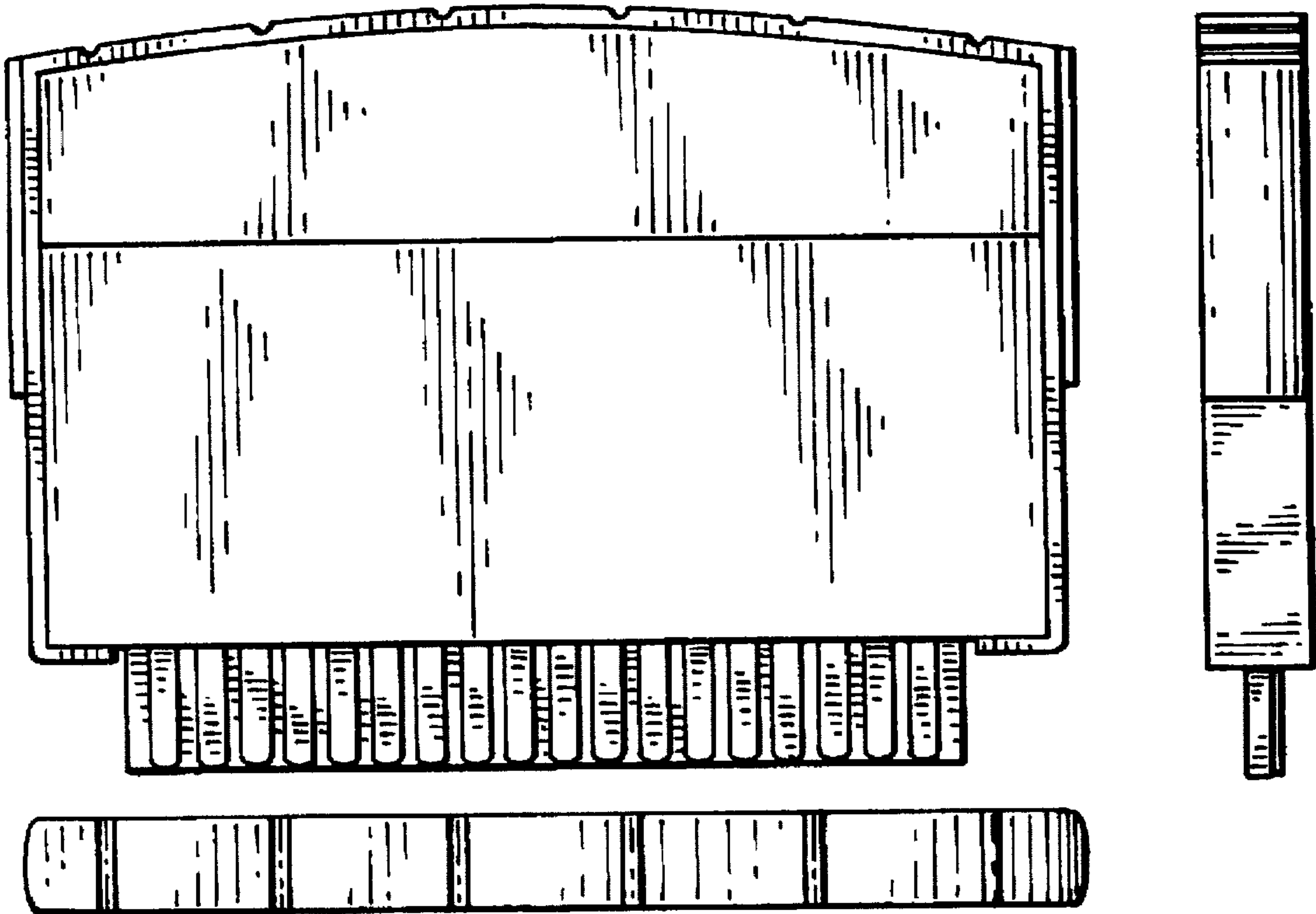
[57] CLAIM

The ornamental design for a collectable sound card having digitally prerecorded natural and/or other sounds stored therein, as shown and described.

DESCRIPTION

FIG. 1 is a view of the front of the collectable sound card having digitally prerecorded natural and/or other sounds stored therein of the present invention;
FIG. 2 is a plan view of the top of the collectable sound card having digitally prerecorded natural and/or other sounds stored therein of the present invention;
FIG. 3 is a plan view of the bottom of the collectable sound card having digitally prerecorded natural and/or other sounds stored therein of the present invention;
FIG. 4 is a view of the back of the collectable sound card having digitally prerecorded natural and/or other sounds stored therein of the present invention; and,
FIG. 5 is a side view of the collectable sound card having digitally prerecorded natural and/or other sounds stored therein of the present invention the opposite side being identical in appearance.

1 Claim, 1 Drawing Sheet



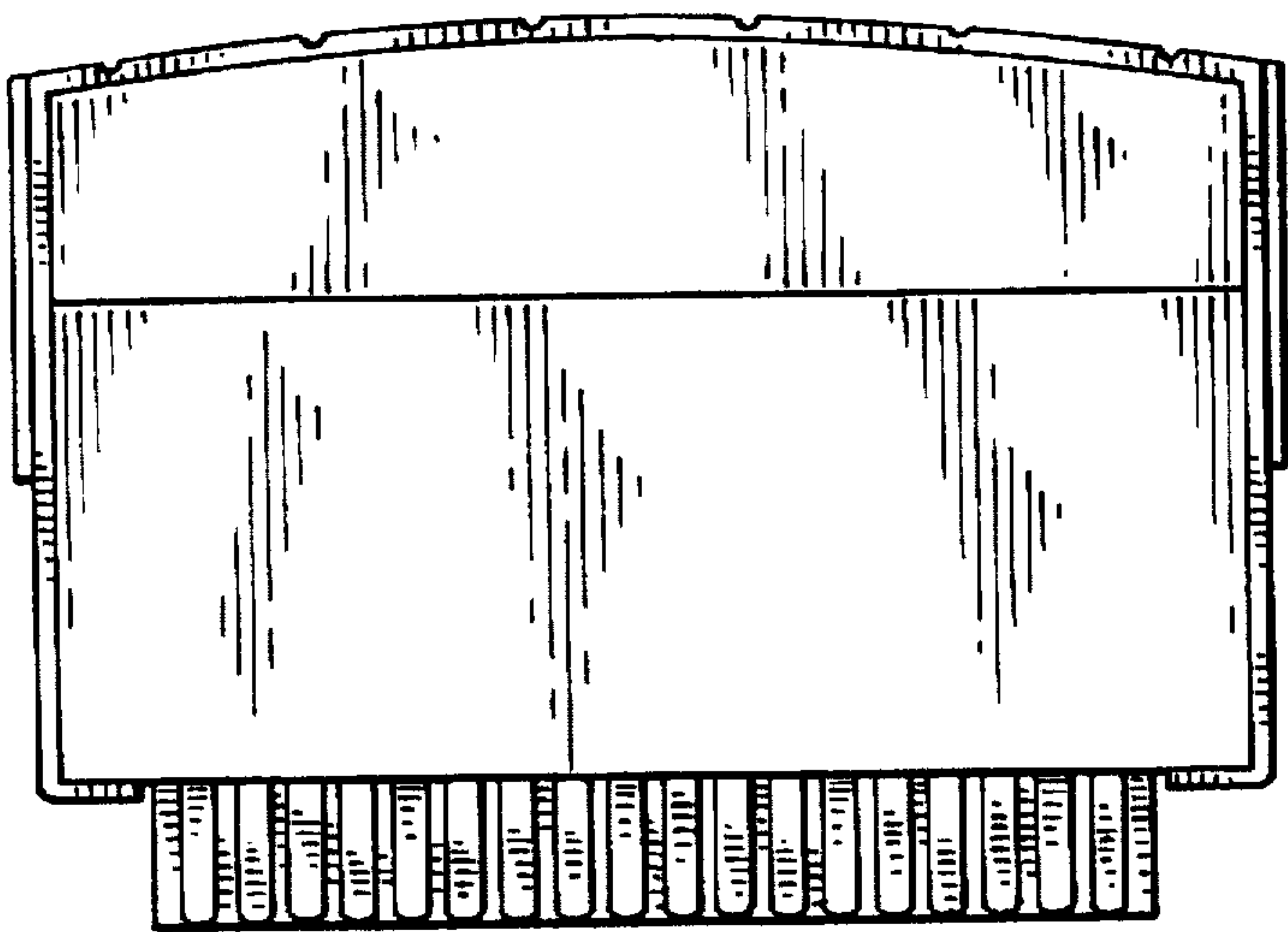


FIG. 1

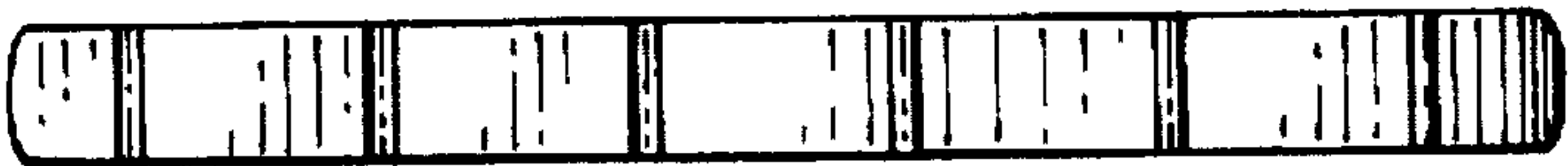


FIG. 2



FIG. 3

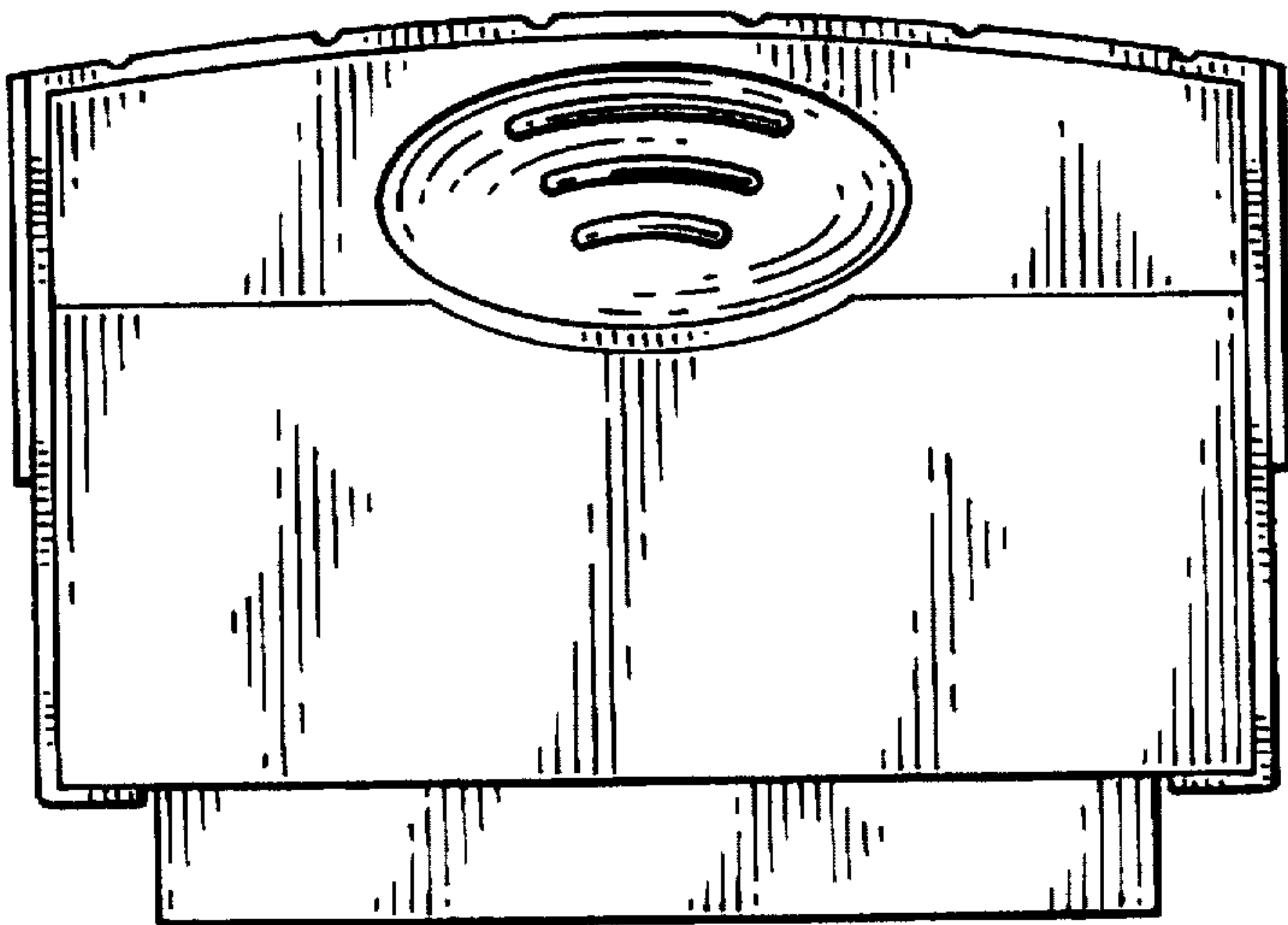


FIG. 4



FIG. 5