



US00D393456S

United States Patent [19]
Goodman

[11] **Patent Number:** **Des. 393,456**
[45] **Date of Patent:** ****Apr. 14, 1998**

[54] **PALM SUPPORT PAD FOR A COMPUTER KEYBOARD**

[76] **Inventor:** **Clifford D. Goodman**, 6511 119th Ave. E., Puyallup, Wash. 98372

[**] **Term:** **14 Years**

[21] **Appl. No.:** **65,698**

[22] **Filed:** **Jan. 29, 1997**

Related U.S. Application Data

[62] Division of Ser. No. 50,317, Feb. 14, 1996.

[51] **LOC (6) Cl.** **14-02**

[52] **U.S. Cl.** **D14/114**

[58] **Field of Search** D14/114; D21/13, D21/48; D13/158; 74/471 XY; 273/148 B; 345/156, 163, 165, 158, 161, 164, 162, 166, 167, 157, 159; 200/341; 248/118, 118.1, 118.3, 118.5, 346.01, 489, 676; 400/689-693; D6/448

[56] **References Cited**

U.S. PATENT DOCUMENTS

134,116 12/1872 West D14/114 X
D. 347,422 5/1994 Taslitz D14/114
5,244,296 9/1993 Jensen 14/114 X

Primary Examiner—Freda Nunn
Attorney, Agent, or Firm—Kenneth A. Roddy

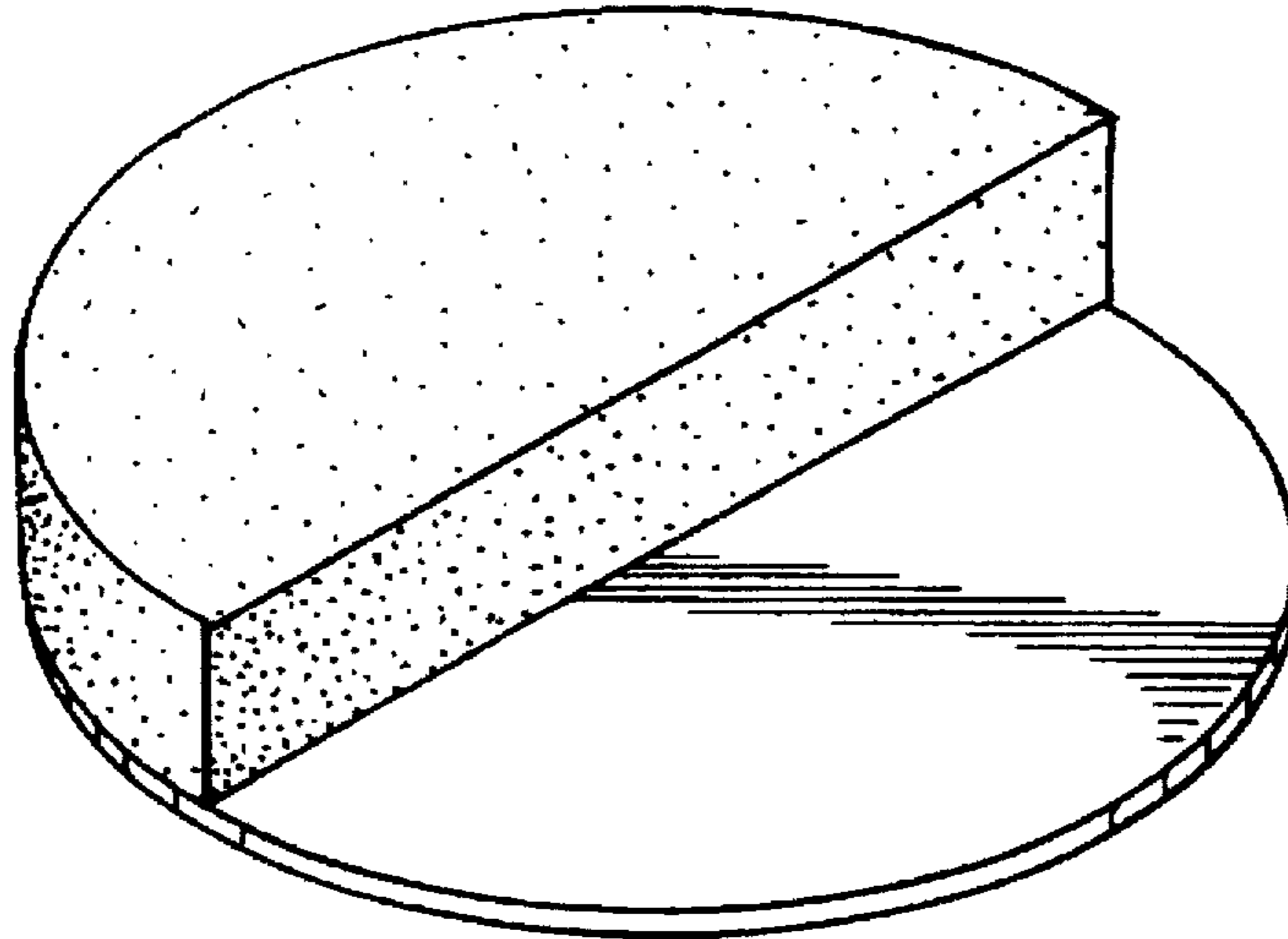
[57] **CLAIM**

The ornamental design for a palm support pad for a computer keyboard, as shown and described.

DESCRIPTION

FIG. 1 is a perspective view of a palm support pad for a computer keyboard showing my new design from the top, front, and one side; and, FIG. 2 is a perspective view thereof showing my new design from the bottom, rear, and opposite side.

1 Claim, 1 Drawing Sheet



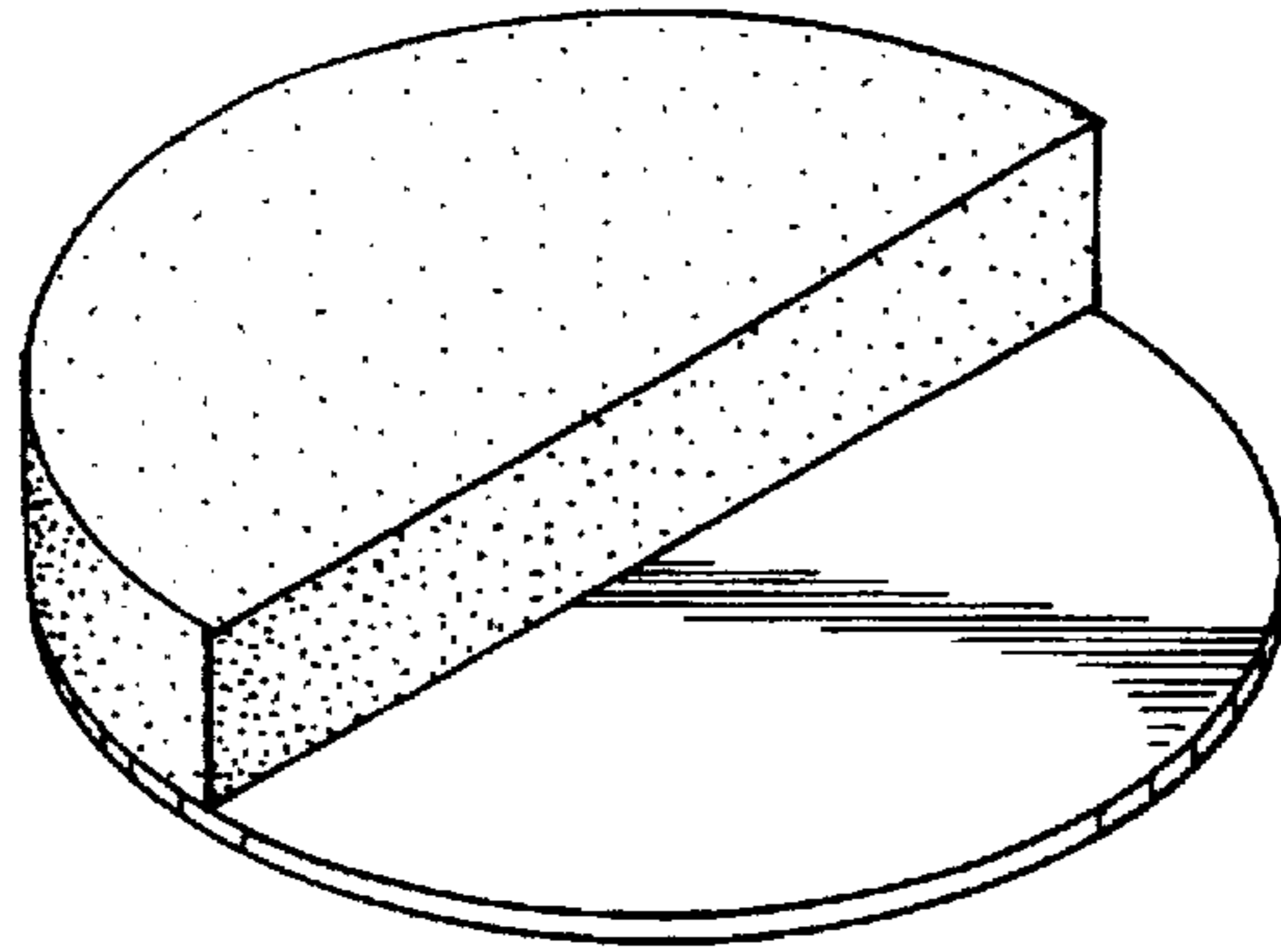


fig. 1

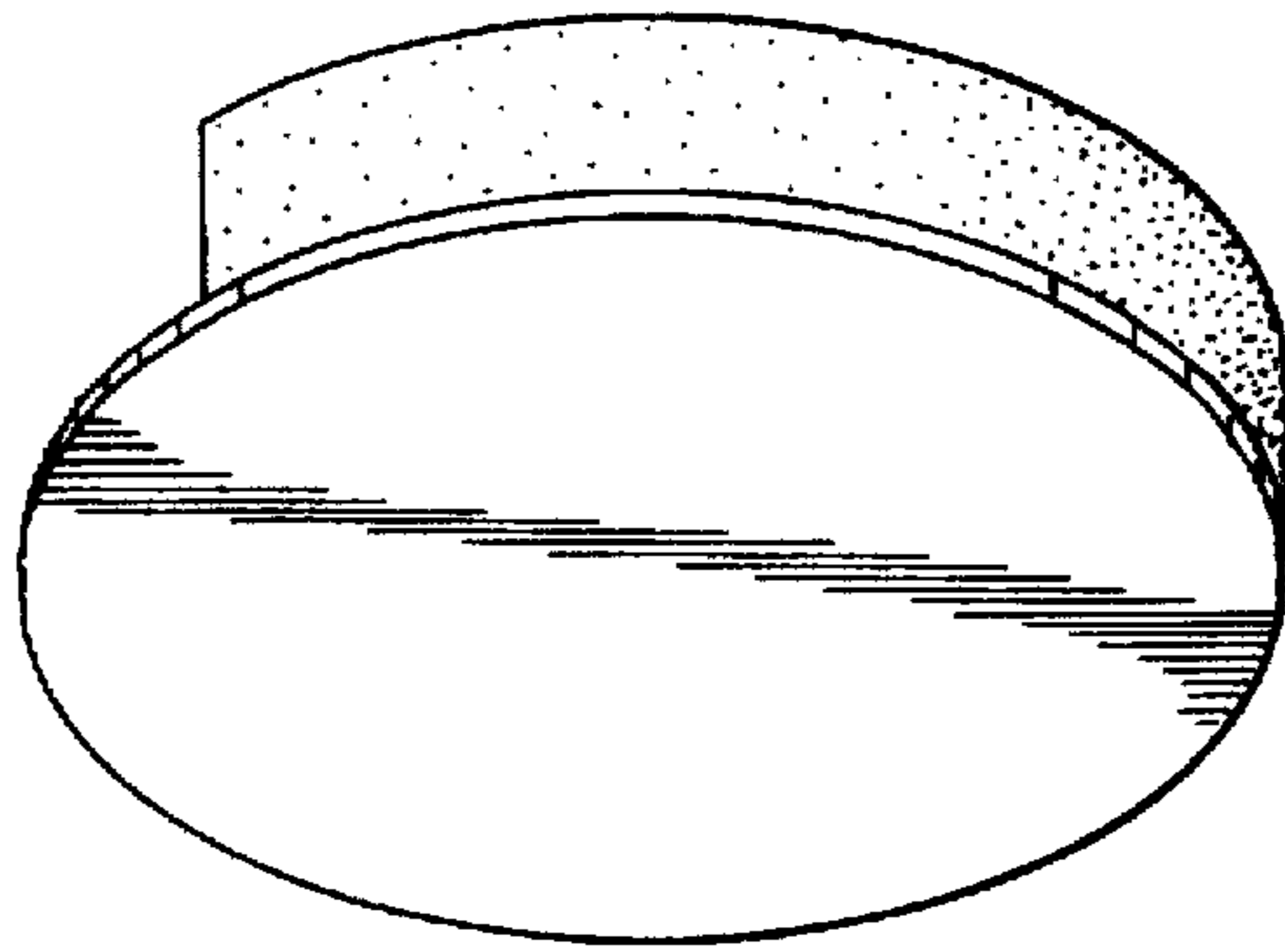


fig. 2