



US00D393450S

United States Patent [19]

Heinzelman et al.

[11] Patent Number: **Des. 393,450**

[45] Date of Patent: ****Apr. 14, 1998**

[54] **TOOTHBRUSH HANDLE**

[75] Inventors: **Bert Heinzelman**, Tenafly, N.J.;
Donald Lamond, Lynbrook; **John Moldauer**, Brooklyn, both of N.Y.;
Lois Josephine Slachowitz, Greenwich, Conn.

[73] Assignee: **Chesebrough-Pond's USA Co.**,
Division of **Conopco, Inc.**, Greenwich, Conn.

[**] Term: **14 Years**

[21] Appl. No.: **56,331**

[22] Filed: **Aug. 7, 1996**

[51] LOC (6) Cl. **04-02**

[52] U.S. Cl. **D4/104**

[58] Field of Search D4/104-112, 132-134,
D4/136, 138; 15/143.1, 159.1, 167.1, 167.2,
186, 187, 110; 132/308, 309

[56] **References Cited**

U.S. PATENT DOCUMENTS

- D. 227,825 7/1973 Runckel D4/104
- D. 270,972 10/1983 Rosofsky D4/104
- D. 334,288 3/1993 Witzig-Jaggi D4/104

- D. 358,938 6/1995 Schneider et al. D4/104
- D. 363,373 10/1995 Heinzelman et al. D4/104
- 4,486,109 12/1984 Rosofsky 15/110 X

Primary Examiner—Alan P. Douglas
Assistant Examiner—Lavone Tabor
Attorney, Agent, or Firm—Milton L. Honig

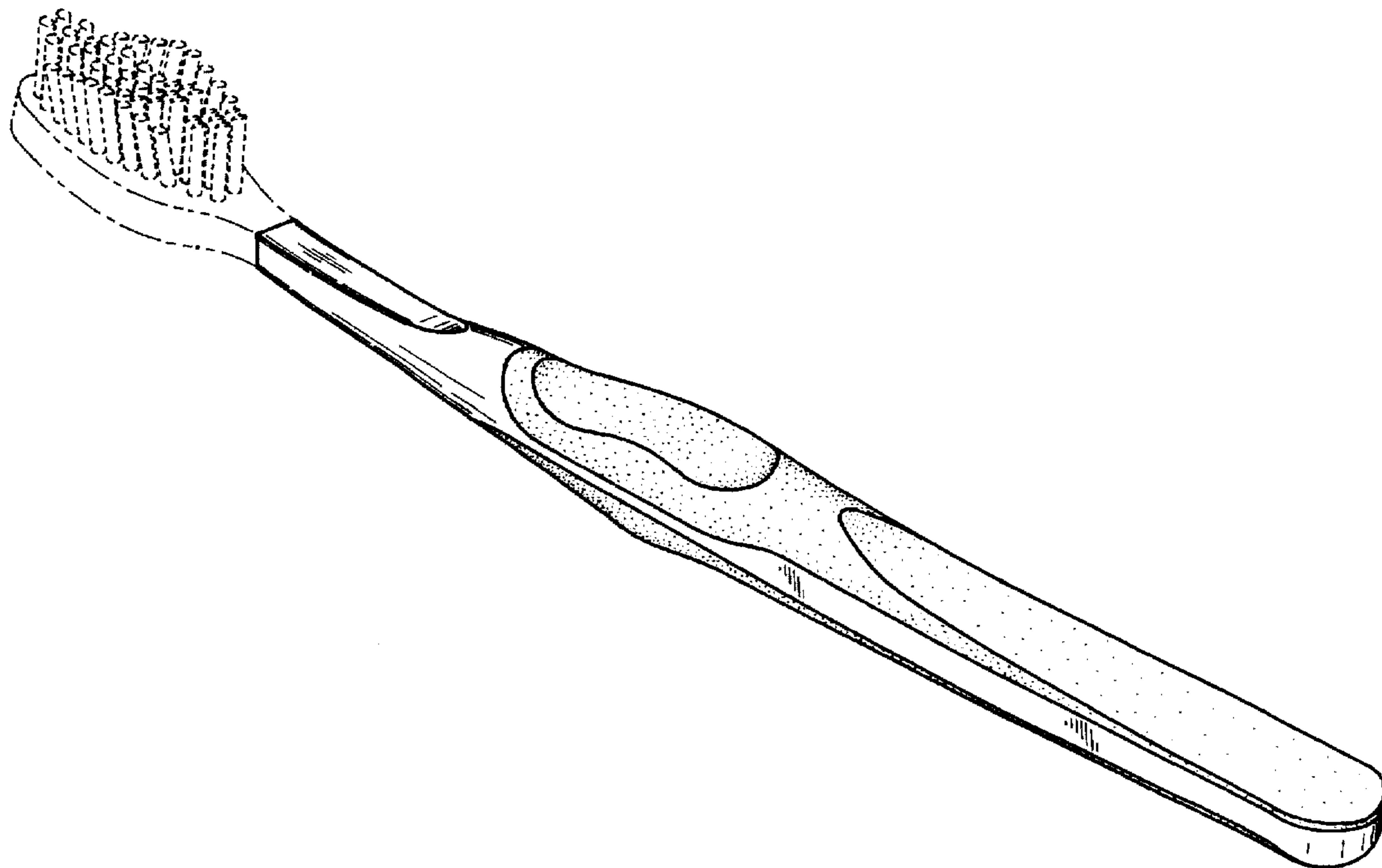
[57] **CLAIM**

The ornamental design for a toothbrush handle, as shown and described.

DESCRIPTION

FIG. 1 is a perspective view of a toothbrush handle showing our new design;
 FIG. 2 is a top plan view thereof;
 FIG. 3 is a left side elevational view thereof, the right side elevational view is a mirror image;
 FIG. 4 is a bottom plan view thereof;
 FIG. 5 is an end elevational view as seen from the right side of FIG. 3; and
 FIG. 6 is an end elevational view as seen from the left side of FIG. 3.
 The structure shown in phantom or broken lines in the Figures forms no part of the claimed design and is present only to illustrate the environment.

1 Claim, 3 Drawing Sheets



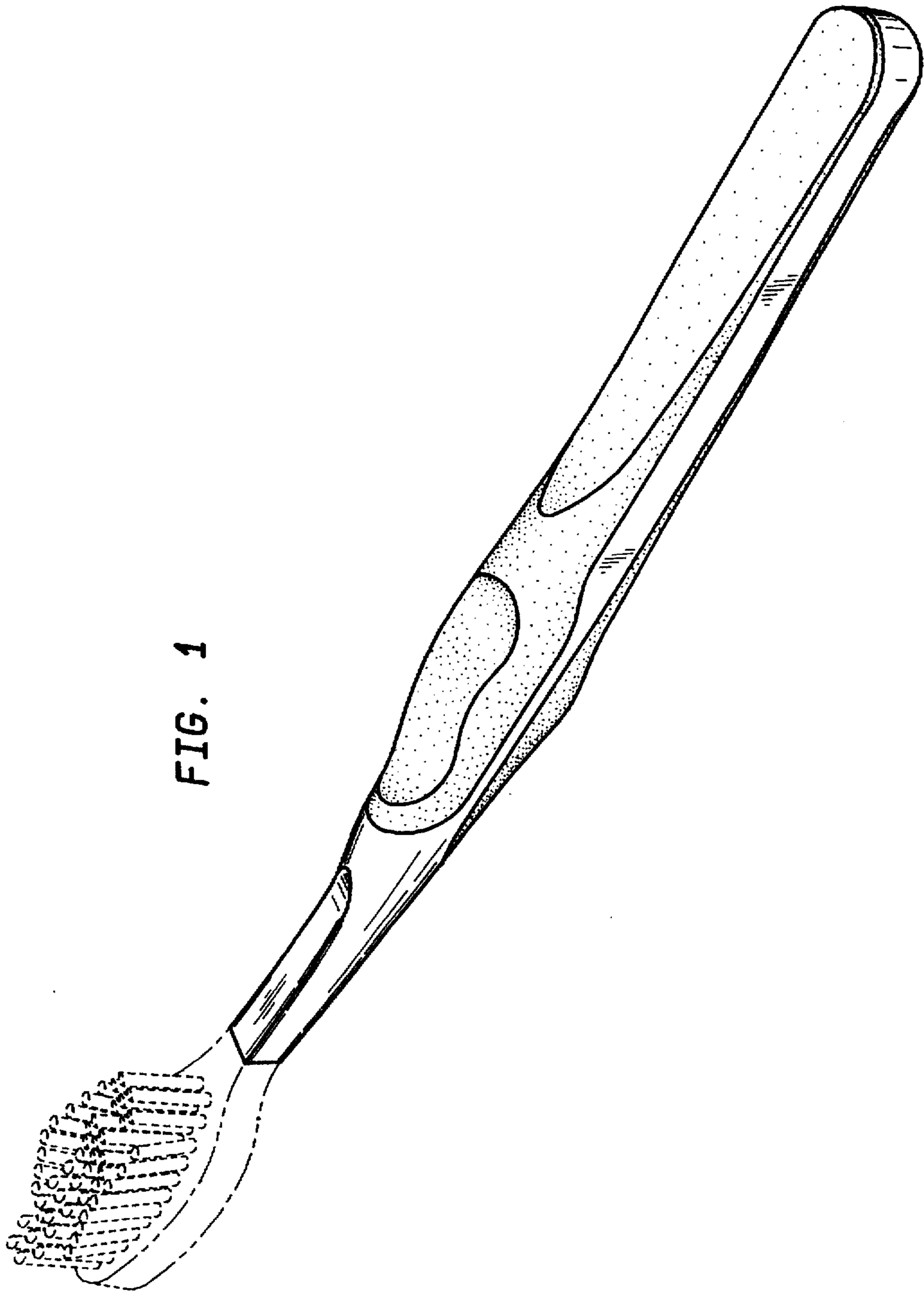


FIG. 1

FIG. 2

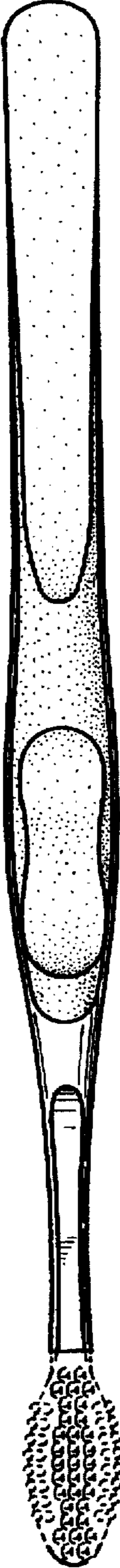


FIG. 3

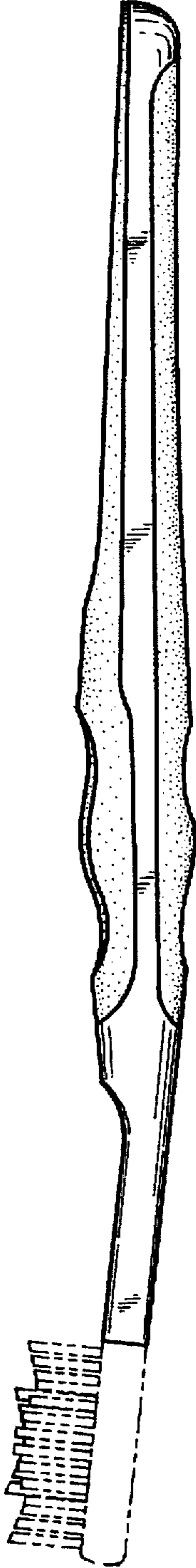


FIG. 4

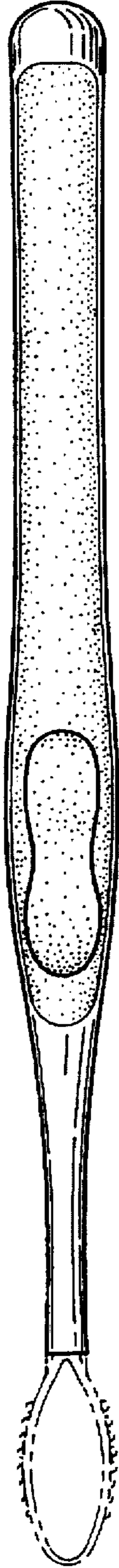


FIG. 5

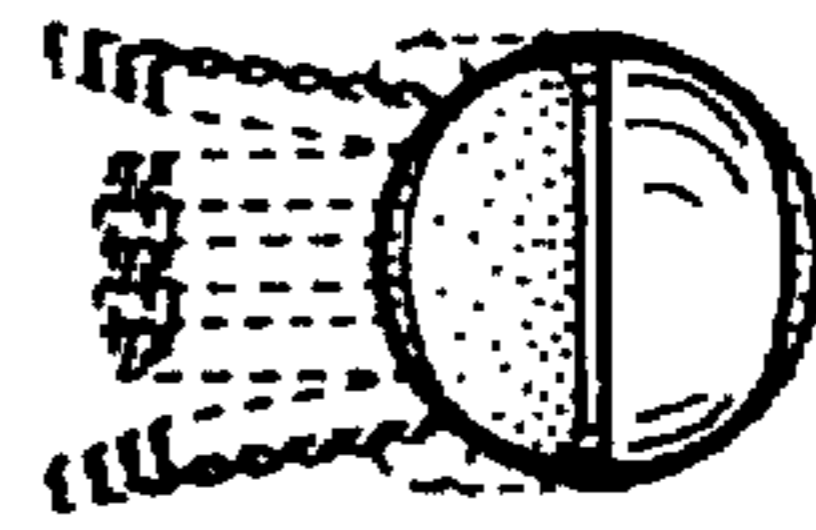


FIG. 6

