



US00D393435S

United States Patent [19] Graas

[11] Patent Number: Des. 393,435
[45] Date of Patent: **Apr. 14, 1998

[54] TIRE TREAD

[75] Inventor: **Maurice Graas**, Reichlange,
Luxembourg
[73] Assignee: **The Goodyear Tire & Rubber
Company**, Akron, Ohio
[**] Term: **14 Years**
[21] Appl. No.: **67,846**
[22] Filed: **Mar. 21, 1997**

[51] LOC (6) CL 12-15
[52] U.S. Cl. **D12/149**
[58] Field of Search D12/136, 138,
D12/140-152; 152/209 A, 209 B, 209 D,
209 R

[56] References Cited

U.S. PATENT DOCUMENTS

D. 64,431	4/1924	Willshaw	D12/147
D. 170,765	11/1953	Newman	D90/20
D. 265,307	7/1982	Maeda et al.	D12/149
D. 267,400	12/1982	Amarger	D12/147
D. 275,661	9/1984	Nishio et al.	D12/136
D. 279,971	8/1985	Wallet	D12/147
D. 300,016	2/1989	Clemens et al.	D12/147
D. 302,412	7/1989	Goergen et al.	D12/146
D. 361,967	9/1995	White	D12/151
D. 364,134	11/1995	Himuro et al.	D12/146
D. 378,505	3/1997	Graas	D12/147
3,971,424	7/1976	Boileau	152/209 R
3,991,802	11/1976	Yokota et al.	152/210
4,412,575	11/1983	Maeda et al.	152/209 R

OTHER PUBLICATIONS

Cordovan Power King High Traction Tire, 1995 Tread Design Guide, p. 19, Jan. 1995.
Kelly-Springfield Wintermark Steel Radial HT Tire, 1995 Tread Design Guide, p. 39, Jan. 1995.
Tribune Sport IV HKP 880 Tire, 1995 Tread Design Guide, p. 70, Jan. 1995.
Monarch Pathfinder Radial A/T Tire, 1995 Tread Design Guide, p. 106, Jan. 1995.
Michelin XTL Tire, 1995 Tread Design Guide, p. 178, Jan. 1995.
Road & Track, Apr., 1976, pp. 79-84.

Primary Examiner—James Gandy
Assistant Examiner—Robert M. Spear
Attorney, Agent, or Firm—T. P. Lewandowski

[57] CLAIM

The ornamental design for a tire tread, as shown and described.

DESCRIPTION

FIG. 1 is a perspective view of a tire tread, it being understood that the pattern repeats uniformly throughout the circumference of the tread;

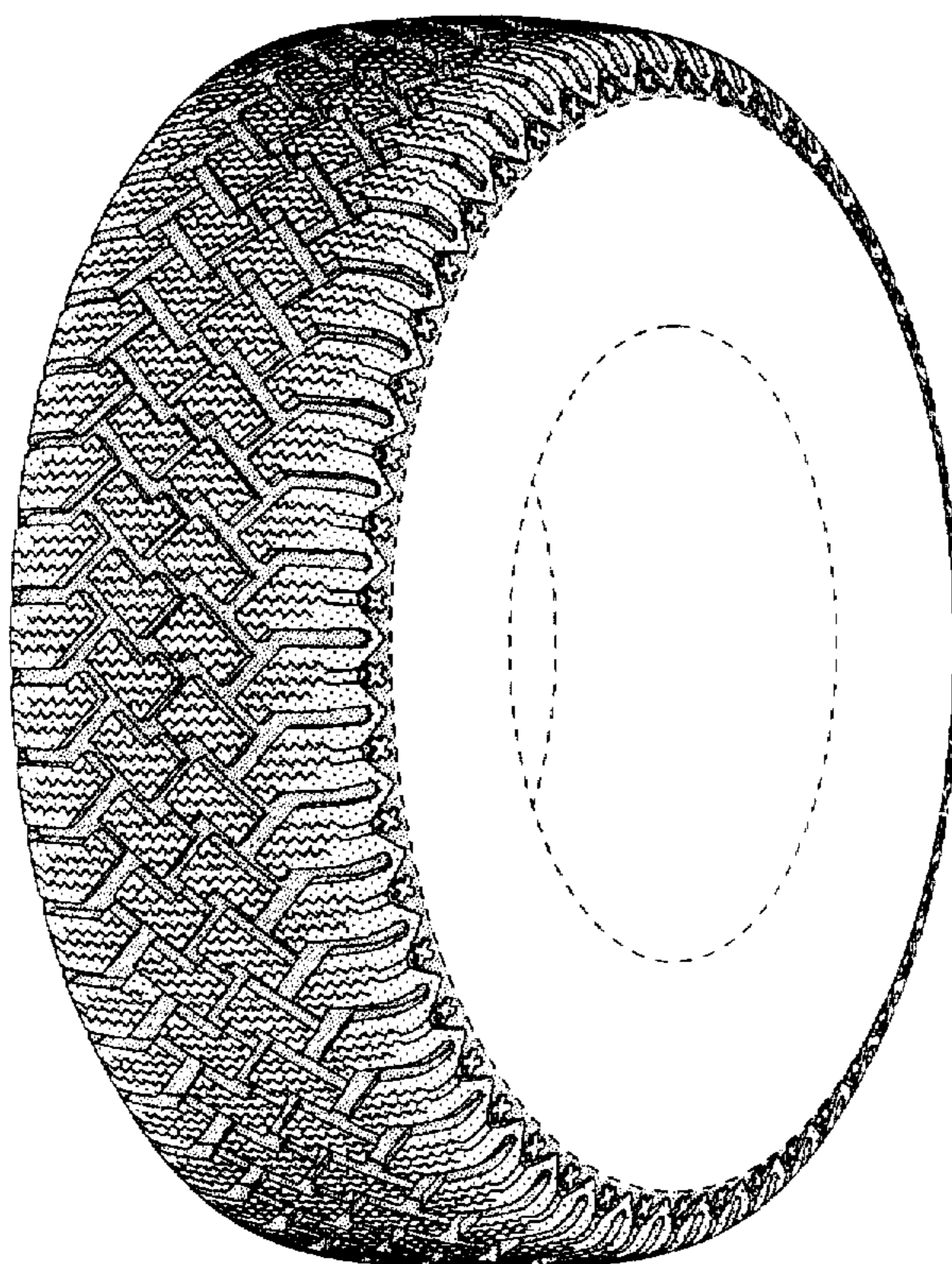
FIG. 2 is a front elevational view thereof;

FIG. 3 is a side elevational view thereof, the opposite side elevational view being identical thereto; and,

FIG. 4 is an enlarged fragmentary front perspective view thereof.

In the drawings, the broken lines defining the inner bead of the sidewall and the peripheral boundary between the tire tread and the sidewall are for illustrative purposes only and form no part of the claimed design.

1 Claim, 4 Drawing Sheets



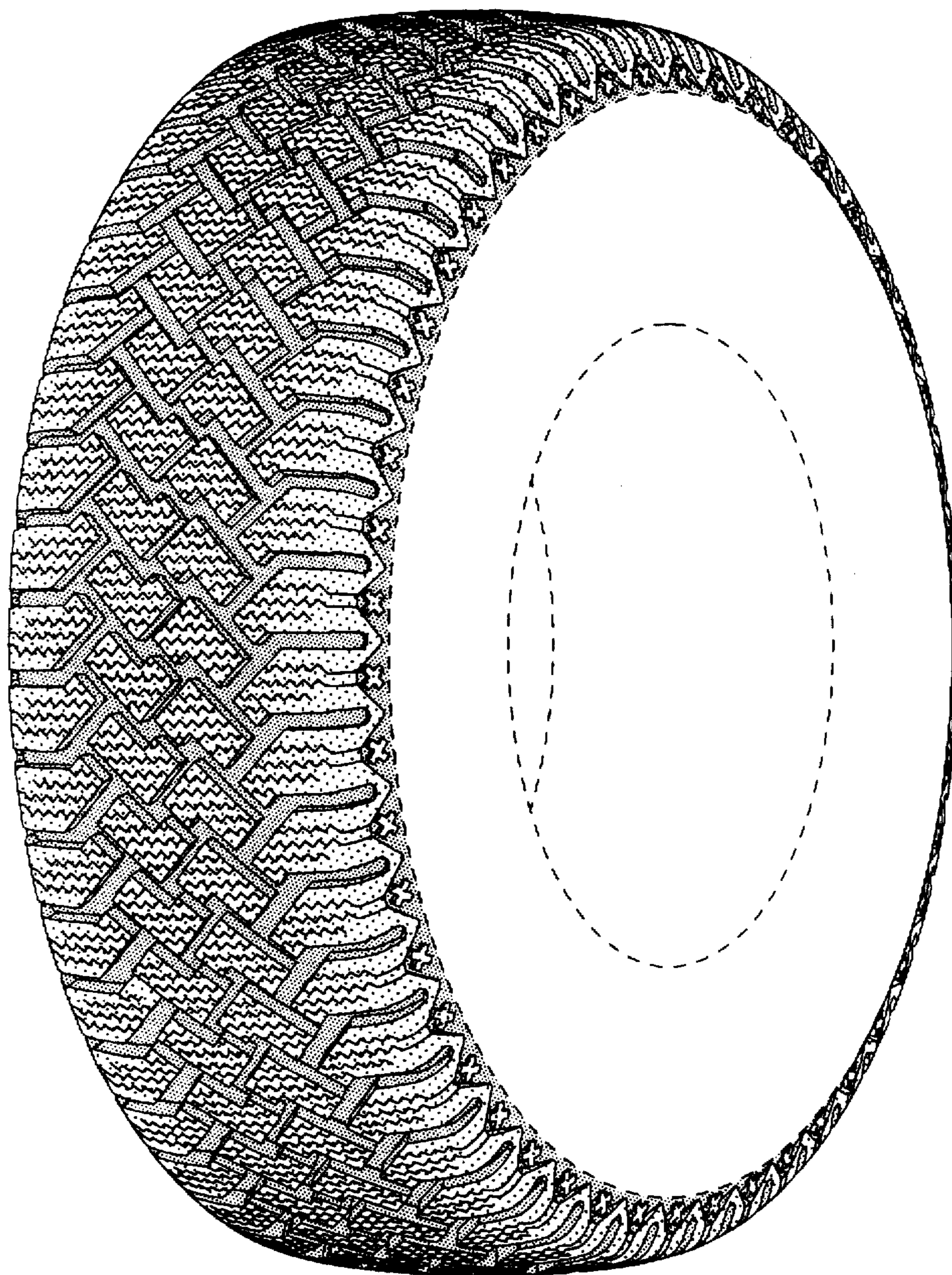


FIG-1




FIG-2




FIG-3

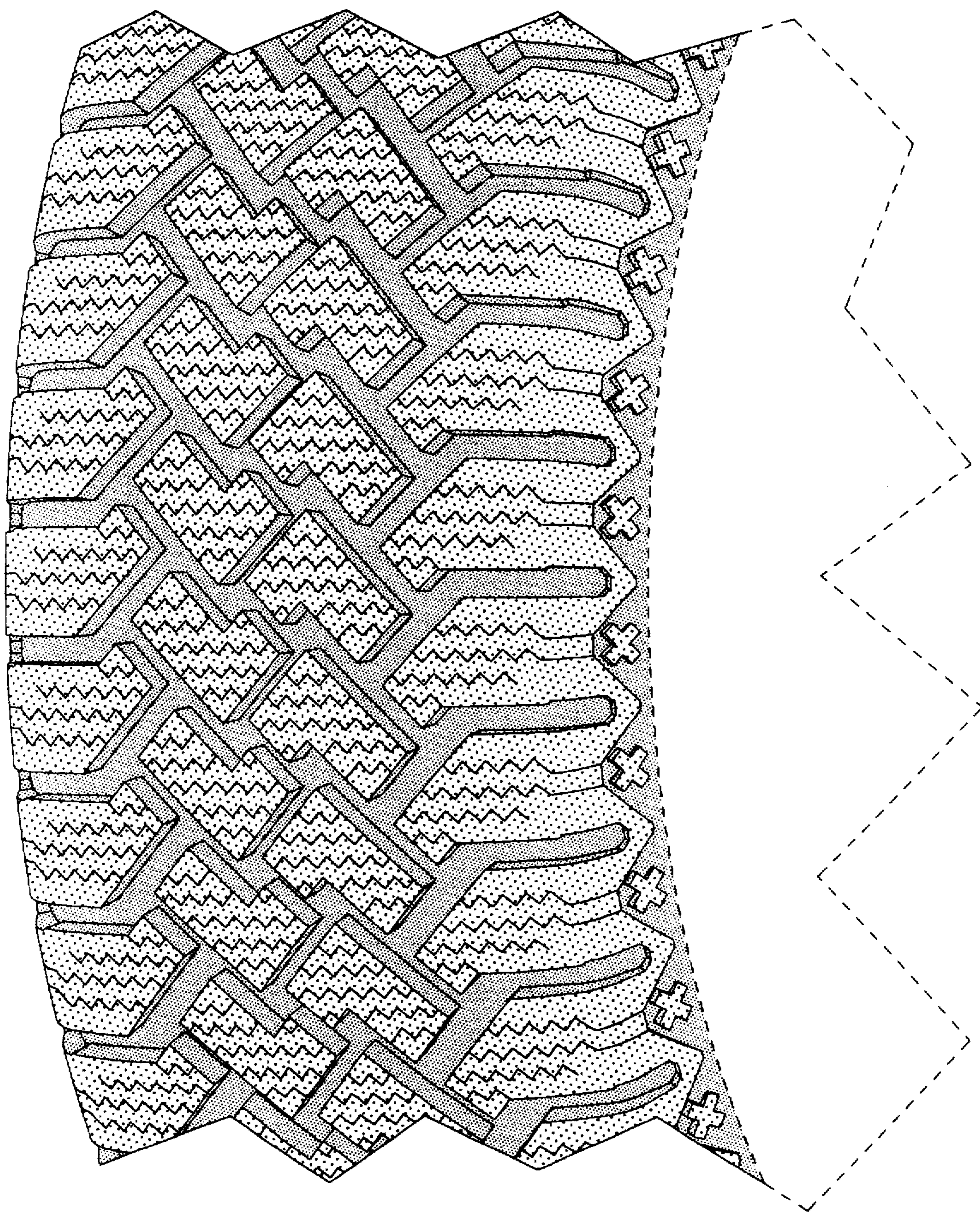


FIG-4