



US00D393434S

# United States Patent [19]

Breny et al.

[11] Patent Number: Des. 393,434

[45] Date of Patent: \*\*Apr. 14, 1998

[54] TIRE TREAD

[75] Inventors: Michel Alfred Marie Oscar Breny, Holzthum; William Urbano Villamizar, Mersch, both of Luxembourg

[73] Assignee: The Goodyear Tire & Rubber Company, Akron, Ohio

[\*\*] Term: 14 Years

[21] Appl. No.: 71,348

[22] Filed: May 28, 1997

### Related U.S. Application Data

[62] Division of Ser. No. 50,631, Feb. 20, 1996.

[51] LOC (6) Cl. .... 12-15

[52] U.S. Cl. .... D12/147

[58] Field of Search ..... D12/134, 136, D12/138, 140-151; 152/209 A, 209 B, 209 D, 209 R

### [56] References Cited

#### U.S. PATENT DOCUMENTS

- D. 294,812 3/1988 Takeuchi ..... 12/146
- D. 301,857 6/1989 Clunk et al. .... 12/147
- D. 317,741 6/1991 Kuroda ..... 12/147
- D. 334,362 3/1993 Stone et al. .... D12/147
- D. 347,606 6/1994 Mehta ..... 12/147

- D. 367,450 2/1996 Kolowski et al. .... D12/147
- 5,078,190 1/1992 Wissbrock et al. .... 152/209
- 5,200,008 4/1993 Enterline et al. .... 152/209

### OTHER PUBLICATIONS

Firestone Firehawk SS10 Tire, 1995 Tread Design Guide, p. 27, Jan. 1995.

Photograph of The Kelly-Springfield Tire Company's FT1603 Commercial Tire, no date given.

Primary Examiner—James Gandy  
Assistant Examiner—Robert M. Spear  
Attorney, Agent, or Firm—T. P. Lewandowski

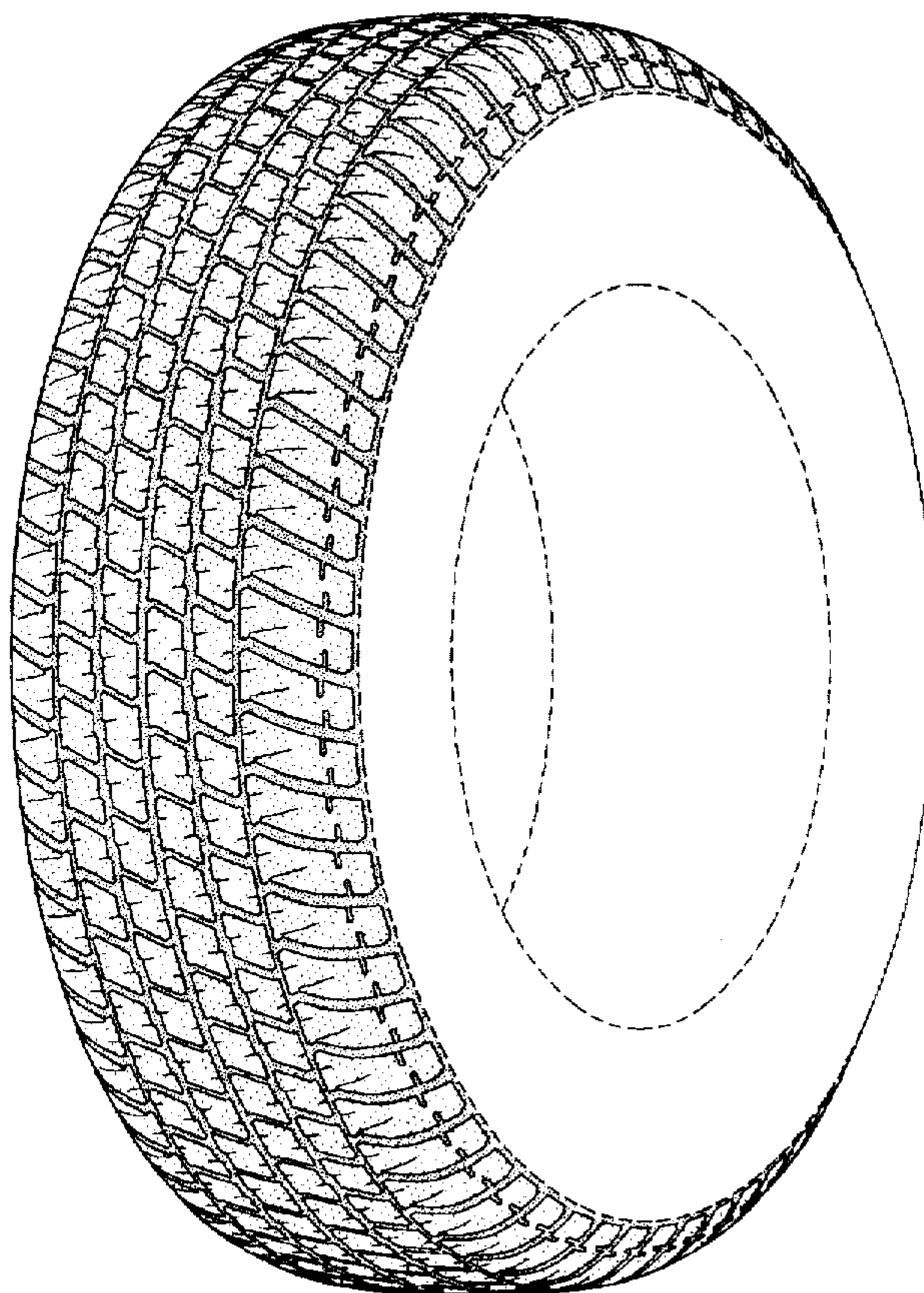
### [57] CLAIM

The ornamental design for a tire tread, as shown and described.

### DESCRIPTION

FIG. 1 is a perspective view of a tire tread showing our new design, it being understood that the tread pattern continues uniformly throughout the circumference of the tire tread; FIG. 2 is a front elevational view thereof; FIG. 3 is a side elevational view thereof, the opposite side elevational view being identical thereto; and, FIG. 4 is an enlarged fragmentary front view thereof. The broken line showing of the tire sidewall and the innermost line outside of it to define the peripheral boundary of the tread in the drawings are for illustrative purposes only and form no part of the claimed design.

1 Claim, 4 Drawing Sheets



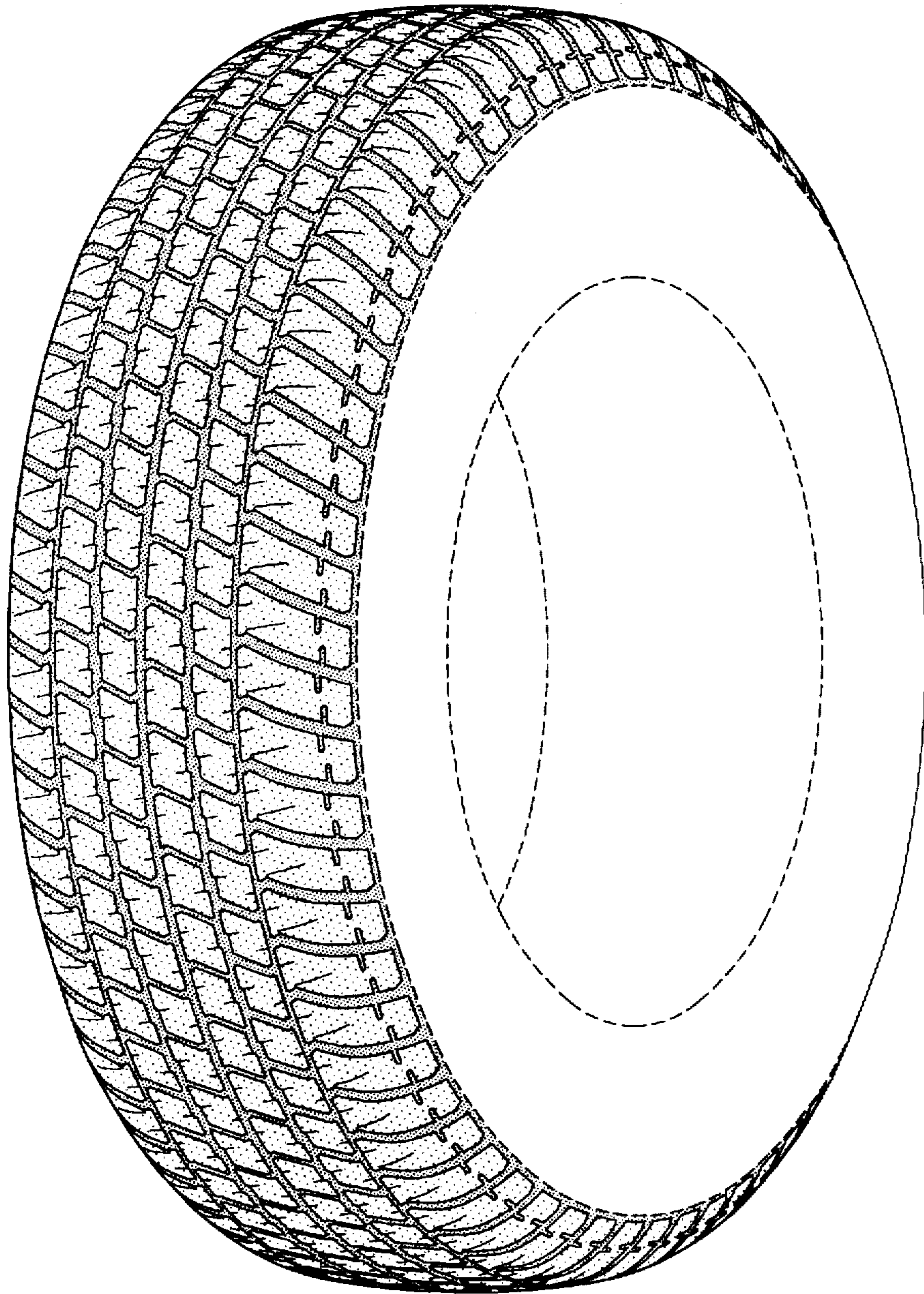


FIG-1

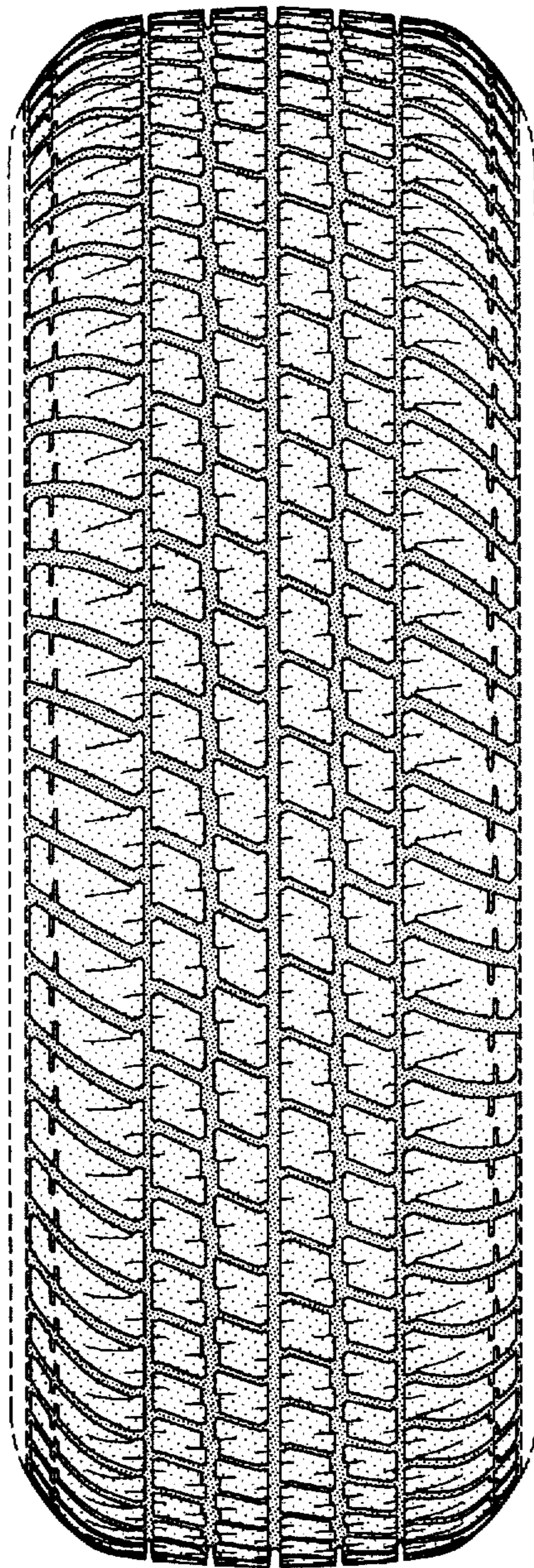


FIG-2

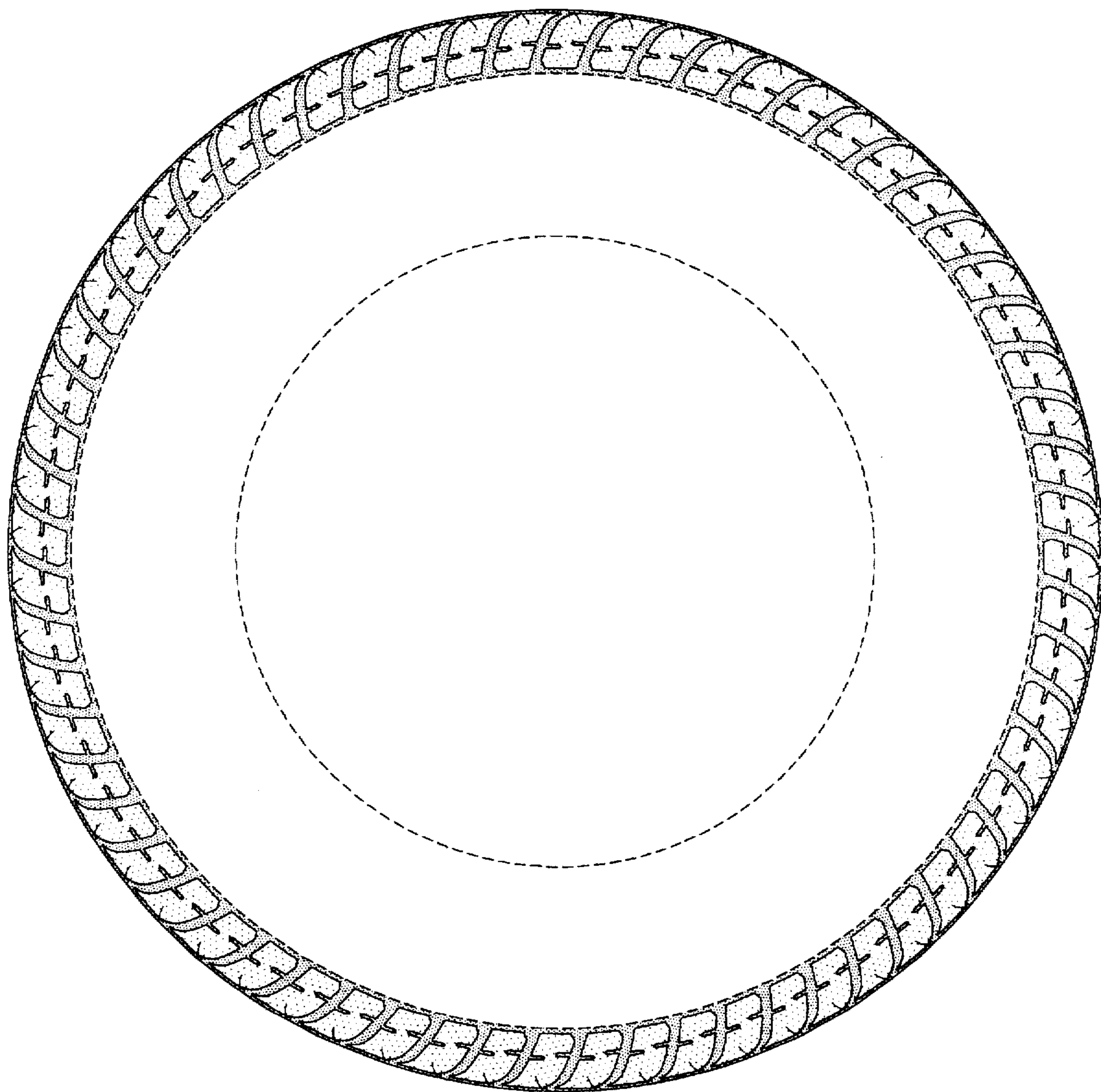


FIG-3

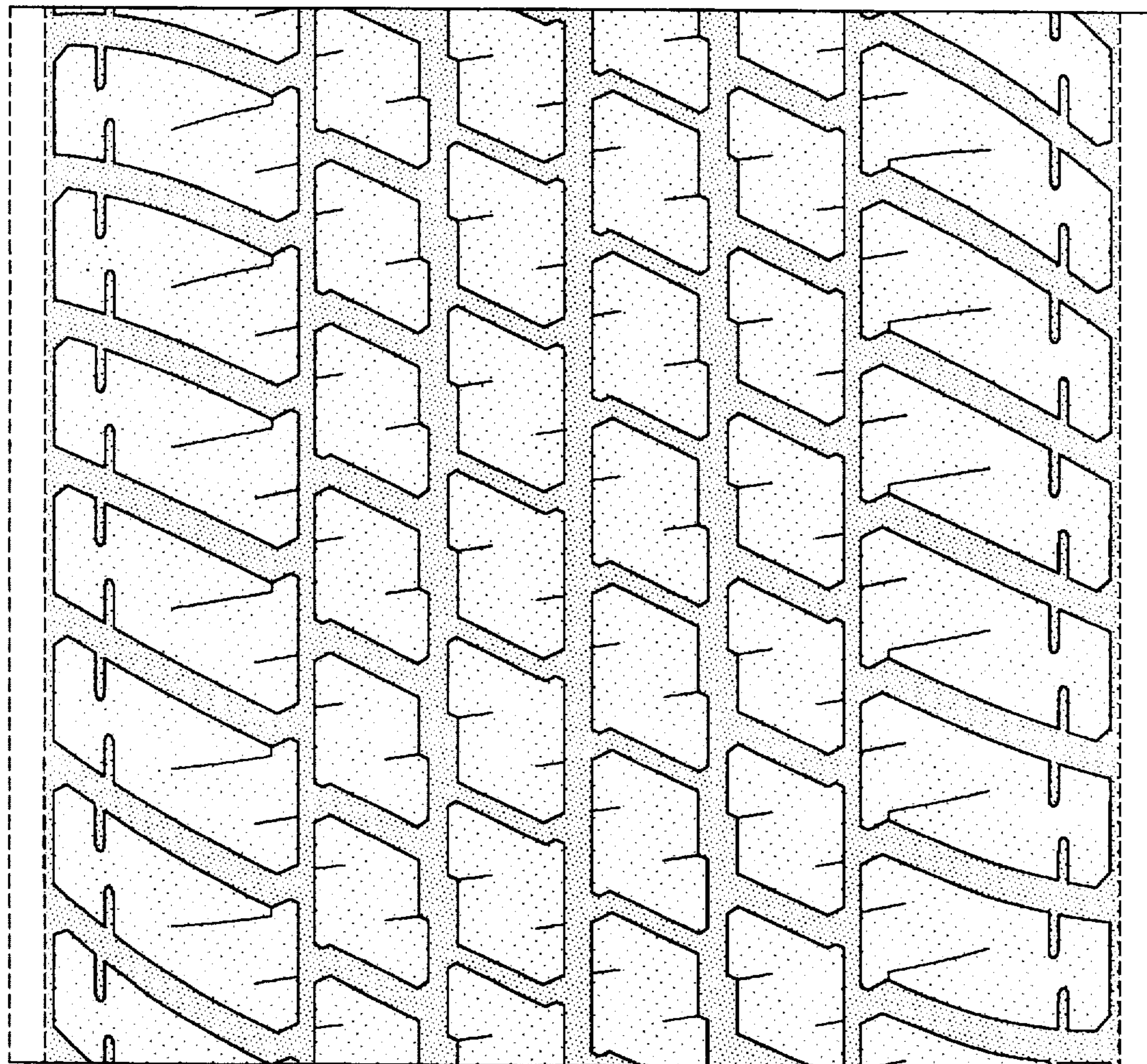


FIG-4