



US00D393428S

United States Patent [19]
Morrison

[11] **Patent Number: Des. 393,428**
[45] **Date of Patent: ***Apr. 14, 1998**

[54] **TENNIS BRACELET PENDANT**

D. 172,509 6/1954 Philippe D11/16
D. 172,889 8/1954 Katz D11/6
462,917 11/1891 Wilson D11/3

[75] **Inventor: Jerry Morrison, Austin, Tex.**

Primary Examiner—Ralf Seifert
Attorney, Agent, or Firm—Shaffer & Culbertson; J. Nevin Shaffer, Jr.

[73] **Assignee: Commemorative Brands, Inc., Austin, Tex.**

[*] **Notice:** The portion of the term of this patent subsequent to Jan. 27, 2012, has been disclaimed.

[57] **CLAIM**

The ornamental design for a tennis bracelet pendant, as shown and described.

[**] **Term: 14 Years**

DESCRIPTION

[21] **Appl. No.: 57,369**

FIG. 1 is a end elevational view of the clasp end of the tennis bracelet pendant showing my new design;
FIG. 2 is a bottom view of the tennis bracelet of FIG. 1;
FIG. 3 is an end elevational view of the link end of the tennis bracelet of FIG. 1;
FIG. 4 is a top view of the tennis bracelet, with a segment (shown in phantom lines) of the chain attached, of FIG. 1; and,
FIG. 5 is a side elevational view of the bracelet of FIG. 1. The broken line showing of a chain, in FIG. 4, is for illustrative purposes only and forms no part of the claimed design.

[22] **Filed: Jul. 23, 1996**

[51] **LOC (6) Cl. 11-01**

[52] **U.S. Cl. D11/6**

[58] **Field of Search** D11/1, 2, 3, 4,
D11/6, 7, 8, 9, 10, 16, 40, 43, 44, 45, 48,
66, 74, 76, 79, 81, 85, 93, 99; 63/1.1, 2,
20, 26

[56] **References Cited**

U.S. PATENT DOCUMENTS

D. 162,712 10/1951 Philippe D11/16

1 Claim, 1 Drawing Sheet

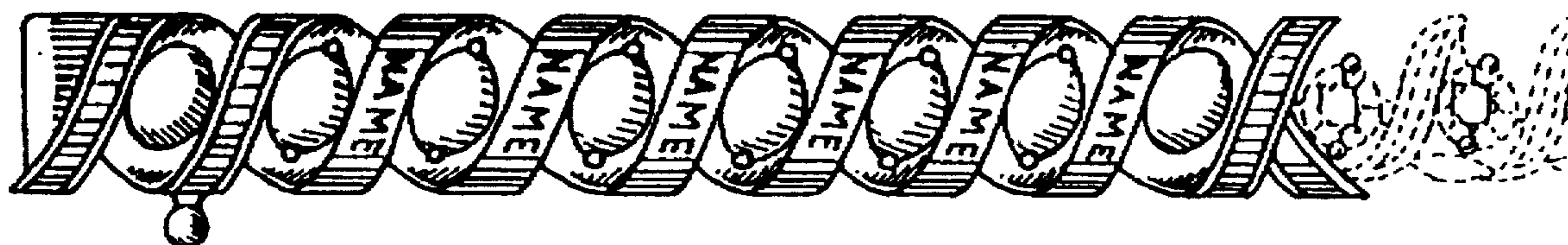




FIG. 1

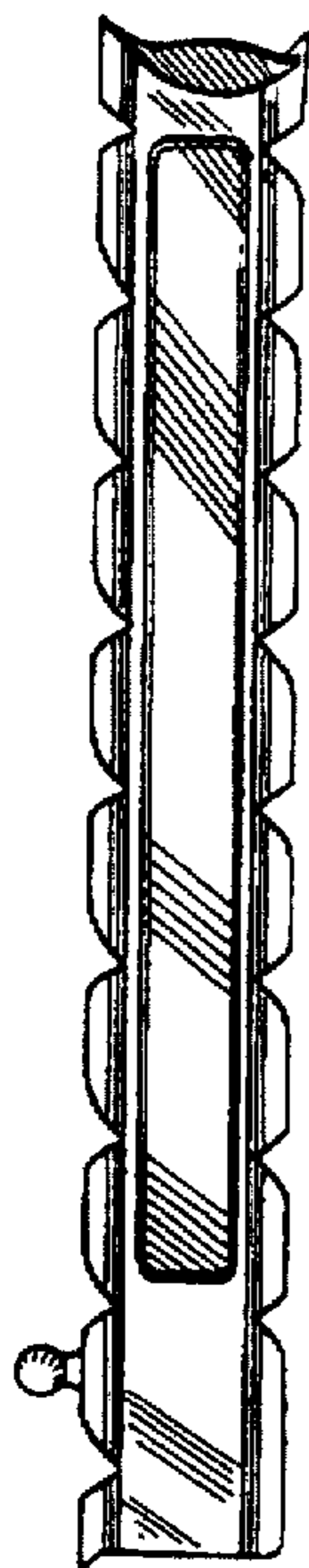


FIG. 2



FIG. 3




FIG. 4

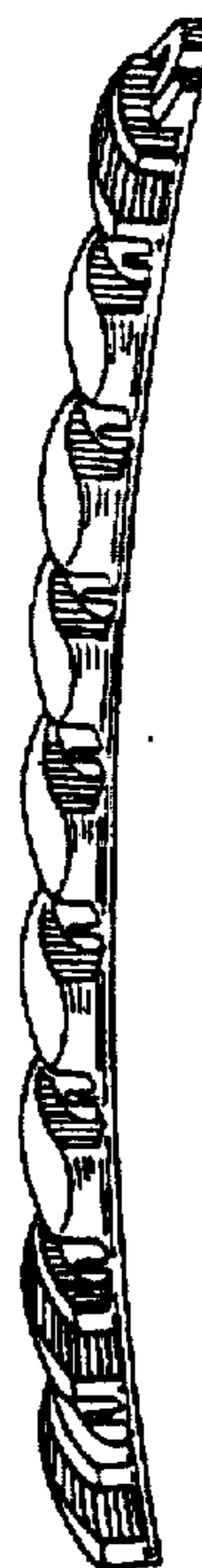


FIG. 5