

US00D393415S

United States Patent [19]
Lindquist

[11] **Patent Number:** **Des. 393,415**
[45] **Date of Patent:** ****Apr. 14, 1998**

[54] **RECEIVER FOR A PIPE OR ROD**
[75] **Inventor:** **Hans Lindquist, Ronninge, Sweden**
[73] **Assignee:** **Alfa Laval Agri AB, Tumba, Sweden**
[**] **Term:** **14 Years**
[21] **Appl. No.:** **64,261**
[22] **Filed:** **Sep. 5, 1996**
[30] **Foreign Application Priority Data**
Jul. 18, 1994 [SE] Sweden 94-1539
[51] **LOC (6) Cl.** **08-05**
[52] **U.S. Cl.** **D8/380**
[58] **Field of Search** D8/349, 354, 380,
D8/395; 248/68.1, 239, 74.2, 74.4, 229.1-229.26,
62

3,582,029 6/1971 Moesta 248/68.1
4,004,766 1/1977 Long 248/74.4 X
4,799,641 1/1989 Koreski 248/68.1
4,881,705 11/1989 Kraus 248/68.1 X

Primary Examiner—Holly Baynham
Attorney, Agent, or Firm—Hovey, Williams, Timmons & Collins

[57] **CLAIM**

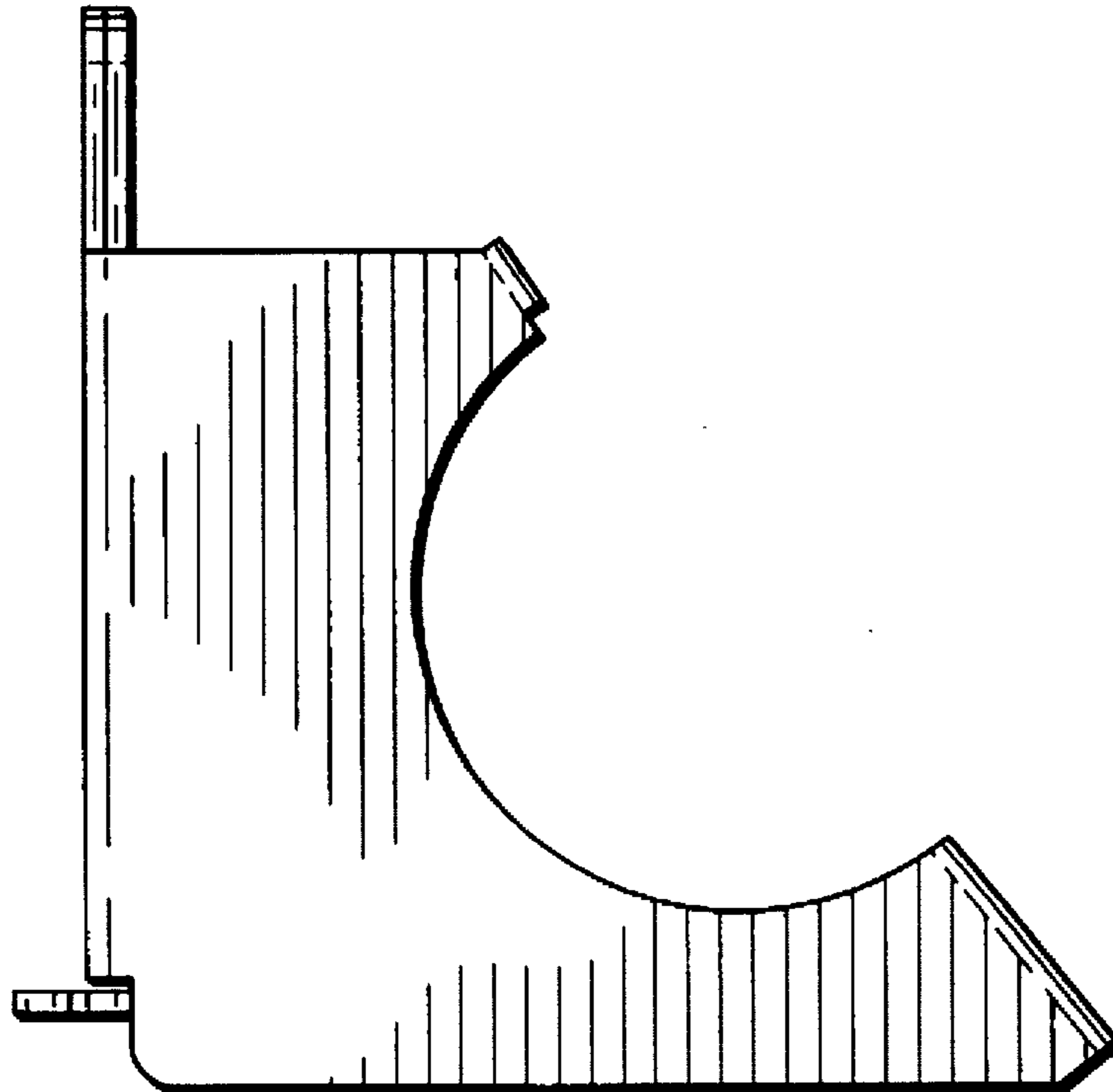
The ornamental design for a receiver for a pipe or rod, as shown and described.

DESCRIPTION

FIG. 1 is a rear right lower perspective view of the receiver for a pipe or rod of the present invention;
FIG. 2 is a top plan view thereof;
FIG. 3 is a front elevational view thereof;
FIG. 4 is a right side elevational view thereof;
FIG. 5 is a rear elevational view thereof; and,
FIG. 6 is a bottom view thereof.

[56] **References Cited**
U.S. PATENT DOCUMENTS
3,180,598 4/1965 Girard 248/68.1

1 Claim, 1 Drawing Sheet






FIG. 2.

FIG. 4.

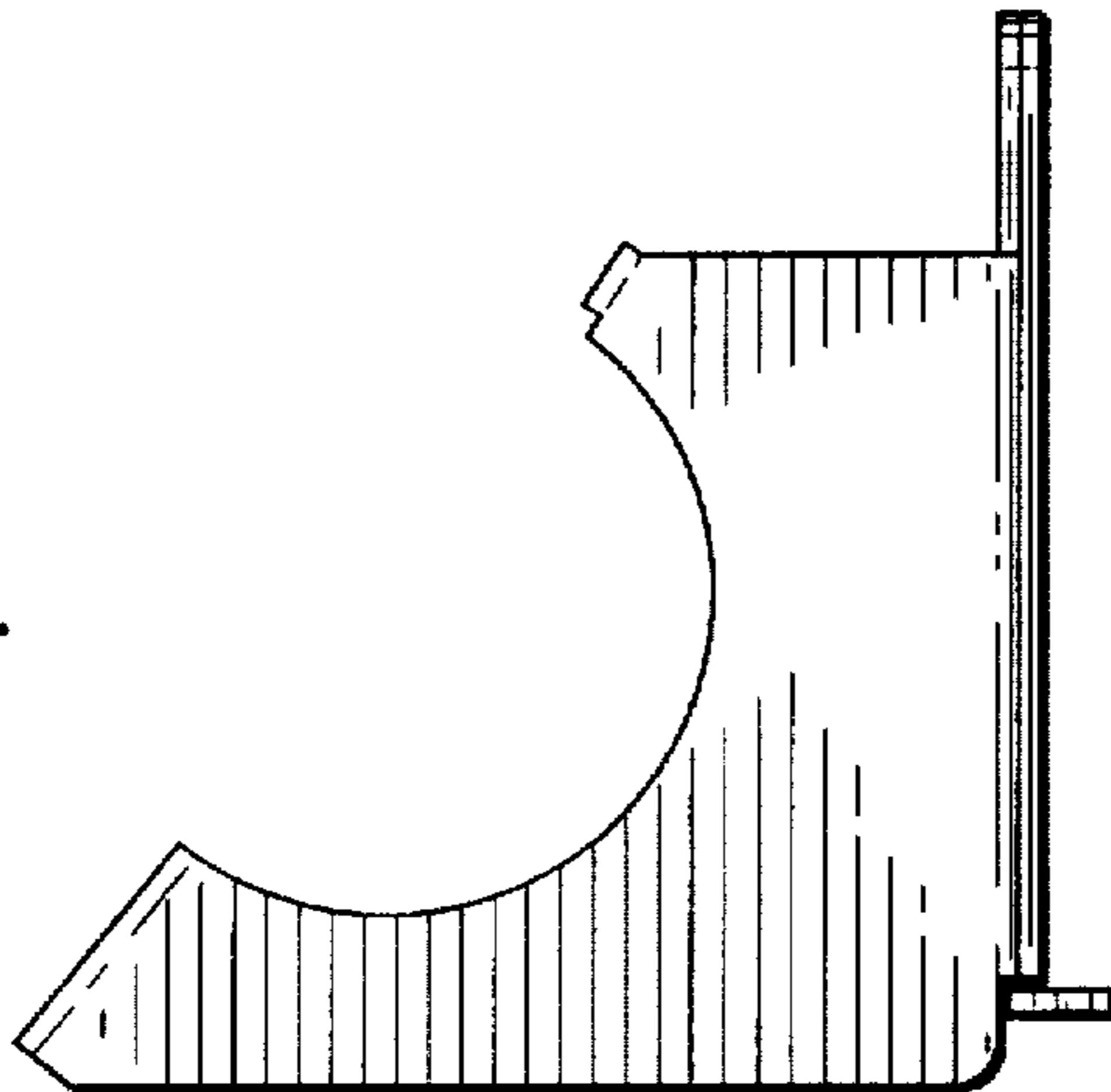


FIG. 6.

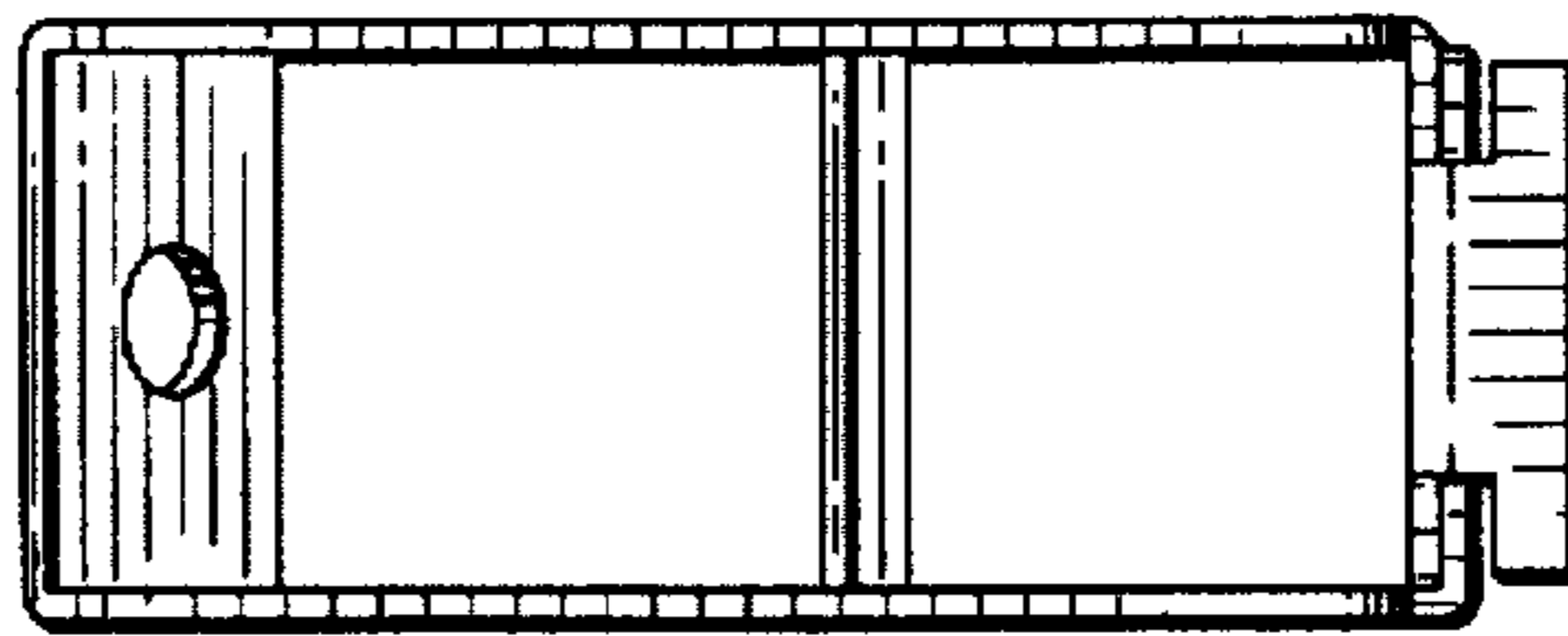


FIG. 5.




FIG. 1.

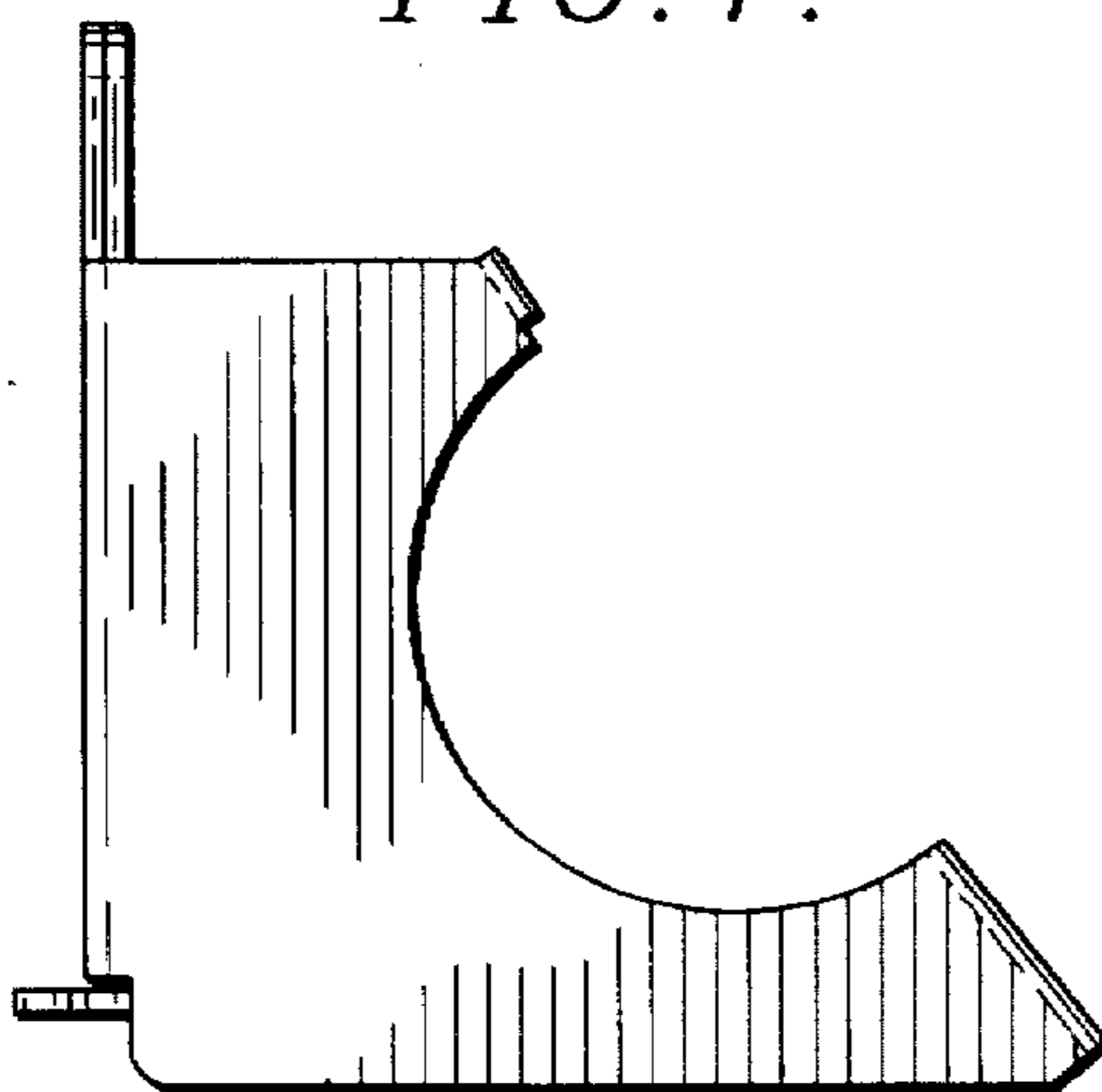


FIG. 3.

