



US00D393405S

United States Patent [19]

Seber et al.

[11] Patent Number: Des. 393,405

[45] Date of Patent: **Apr. 14, 1998

[54] FOLDING KNIFE FOR LAW ENFORCEMENT
[75] Inventors: Brett P. Seber, Escondido; Roy L. Helton, Jr., San Diego, both of Calif.

D. 302,934 8/1989 Finn D8/99
D. 304,154 10/1989 Osterhout D8/99
D. 321,820 11/1991 Russell D8/99
D. 336,232 6/1993 Thompson D8/99
D. 347,374 5/1994 Sakai D8/99
4,947,552 8/1990 Barnes 30/161

[73] Assignee: Buck Knives, Inc., El Cajon, Calif.
[**] Term: 14 Years

Primary Examiner—Philip S. Hyder
Attorney, Agent, or Firm—Gregory Garmong

[21] Appl. No.: 28,527
[22] Filed: Sep. 16, 1994

[57] CLAIM

The ornamental design for a folding knife for law enforcement, as shown and described.

Related U.S. Application Data

DESCRIPTION

[63] Continuation-in-part of Ser. No. 138,703, Oct. 18, 1993, abandoned, Ser. No. 138,670, Oct. 18, 1993, abandoned, Ser. No. 26,042, Jul. 18, 1994, Pat. No. Des. 369,287, and Ser. No. 26,044, Jul. 18, 1994, Pat. No. Des. 375,242.

FIG. 1 is a right-side elevational view of a folding knife for law enforcement;

[51] LOC (6) Cl. 08-03
[52] U.S. Cl. D8/99
[58] Field of Search D8/98, 99; D22/118;
30/151, 152, 153, 154, 155, 156, 157, 158,
159, 160, 161, 162

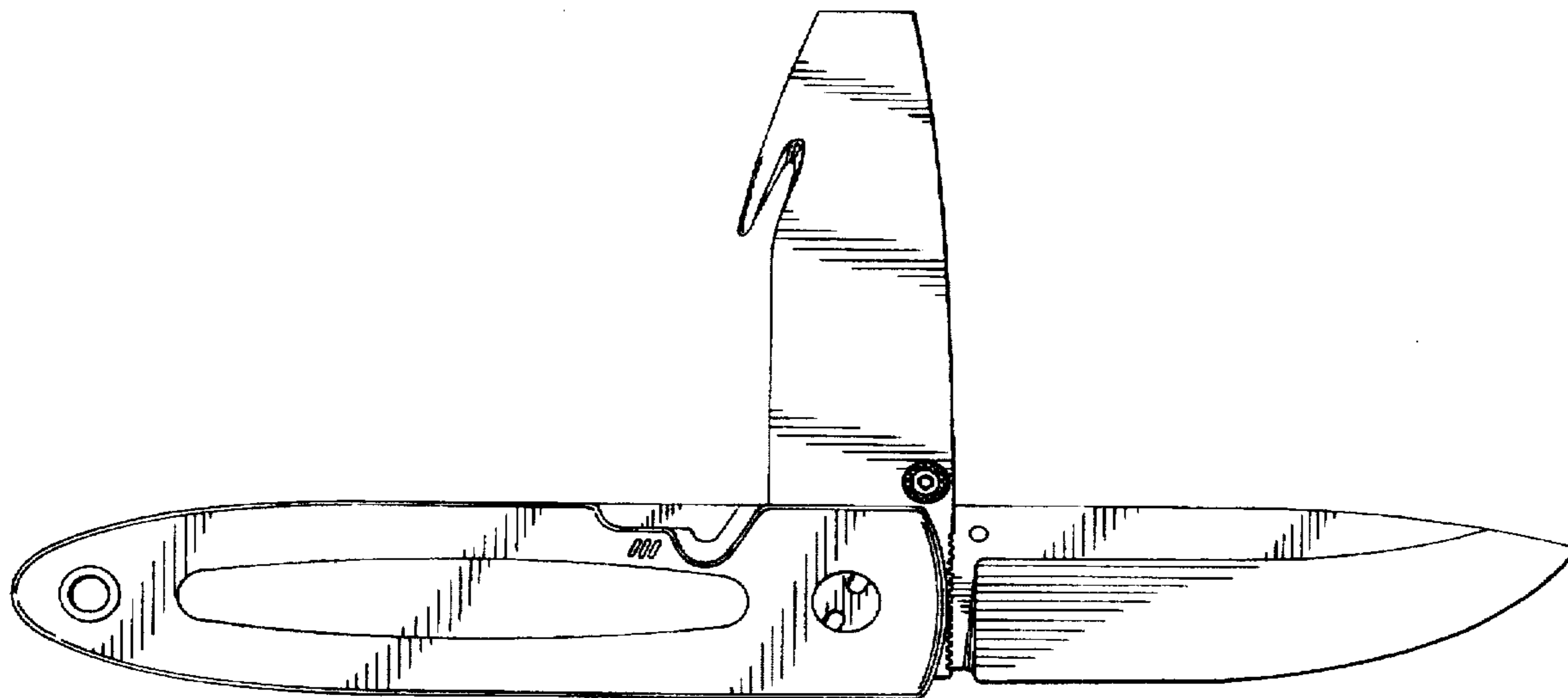
FIG. 2 is a top view thereof;
FIG. 3 is a front elevational view thereof;
FIG. 4 is a left-side elevational view thereof;
FIG. 5 is a bottom view thereof; and,
FIG. 6 is a rear elevational view thereof.

[56] References Cited

U.S. PATENT DOCUMENTS

D. 230,696 3/1974 Evrell D8/99

1 Claim, 2 Drawing Sheets



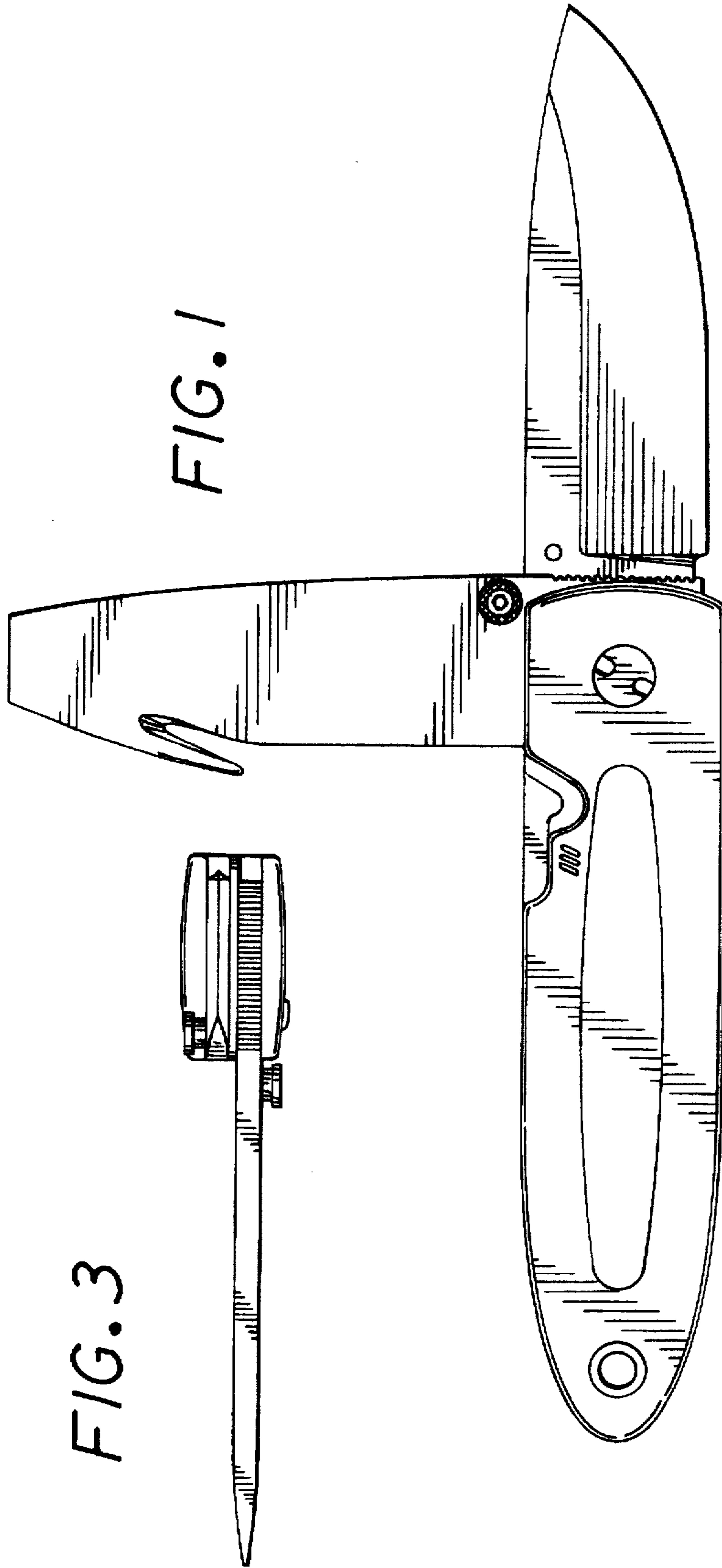


FIG. 3

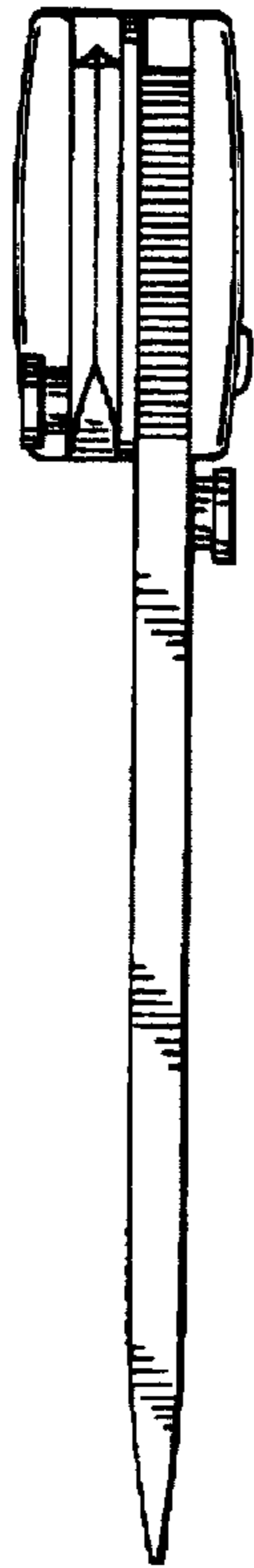
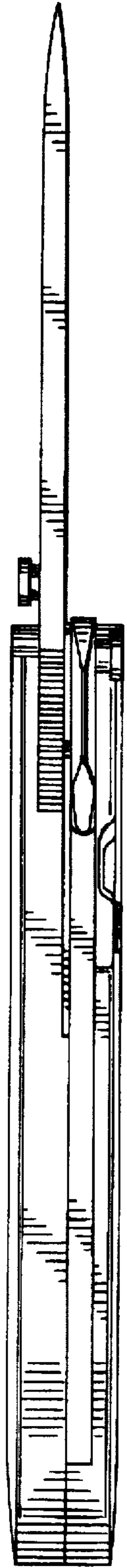


FIG. 2



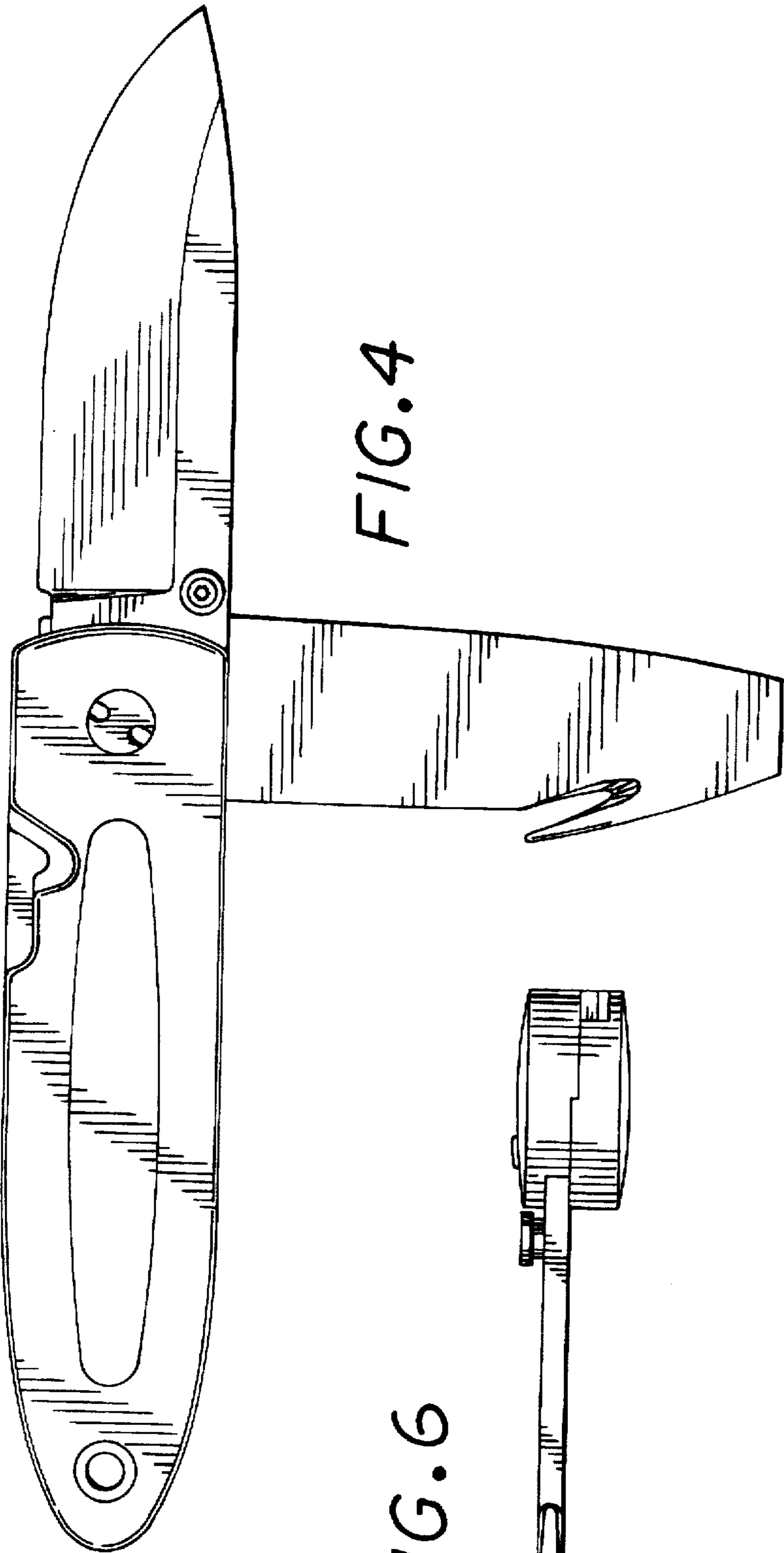


FIG. 4

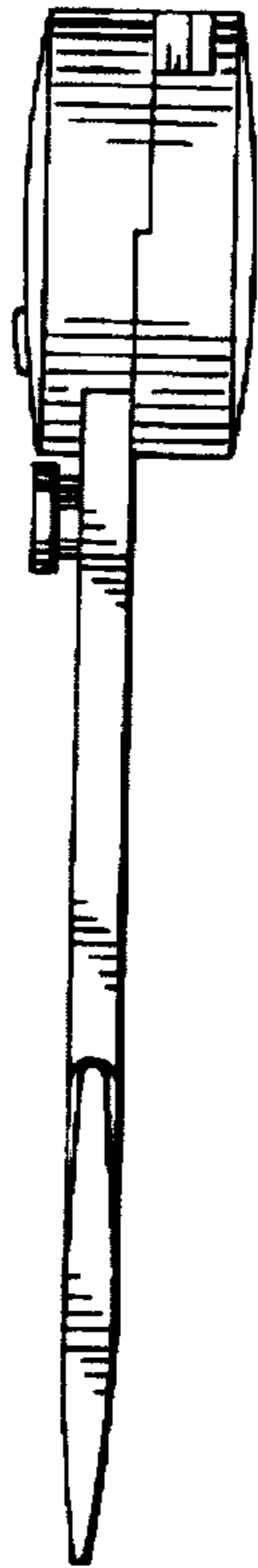


FIG. 6

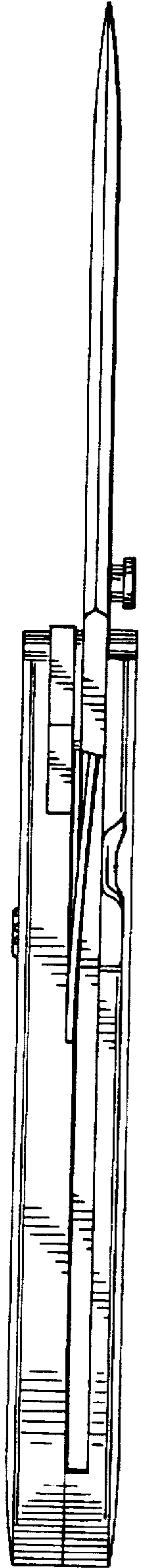


FIG. 5