



US00D393403S

United States Patent [19]

Tse

[11] Patent Number: **Des. 393,403**

[45] Date of Patent: ****Apr. 14, 1998**

[54] CAN OPENER

[76] Inventor: **Robert W. Tse**, 19417 E. Windrose Dr., Rowland Heights, Calif. 91748

[**] Term: **14 Years**

[21] Appl. No.: **68,283**

[22] Filed: **Mar. 26, 1997**

[51] LOC (6) Cl. **07-99**

[52] U.S. Cl. **D8/40; D8/33**

[58] Field of Search **D8/33-43; 30/400, 30/404, 410-418**

[56] **References Cited**

U.S. PATENT DOCUMENTS

D. 301,828	6/1989	Wong	D8/36
D. 319,169	8/1991	Van Asten	D8/36
D. 326,039	5/1992	Viemeister	D8/33
D. 366,197	1/1996	Laib	D8/41

Primary Examiner—Caron D. Veynar
Attorney, Agent, or Firm—Robert W. Tse

[57] **CLAIM**

The ornamental design for a can opener, as shown and described.

DESCRIPTION

FIG. 1 is a perspective view of the can opener, showing my new design;

FIG. 2 is a top view of the can opener shown in FIG. 1;

FIG. 3 is a left side view of the can opener shown in FIG. 1;


FIG. 4 is a front end view of the can opener shown in FIG. 1;

FIG. 5 is a bottom view of the can opener shown in FIG. 1;

FIG. 6 is a right side view of the can opener shown in FIG. 1; and,

FIG. 7 is a rear end view of the can opener shown in FIG. 1.

1 Claim, 3 Drawing Sheets



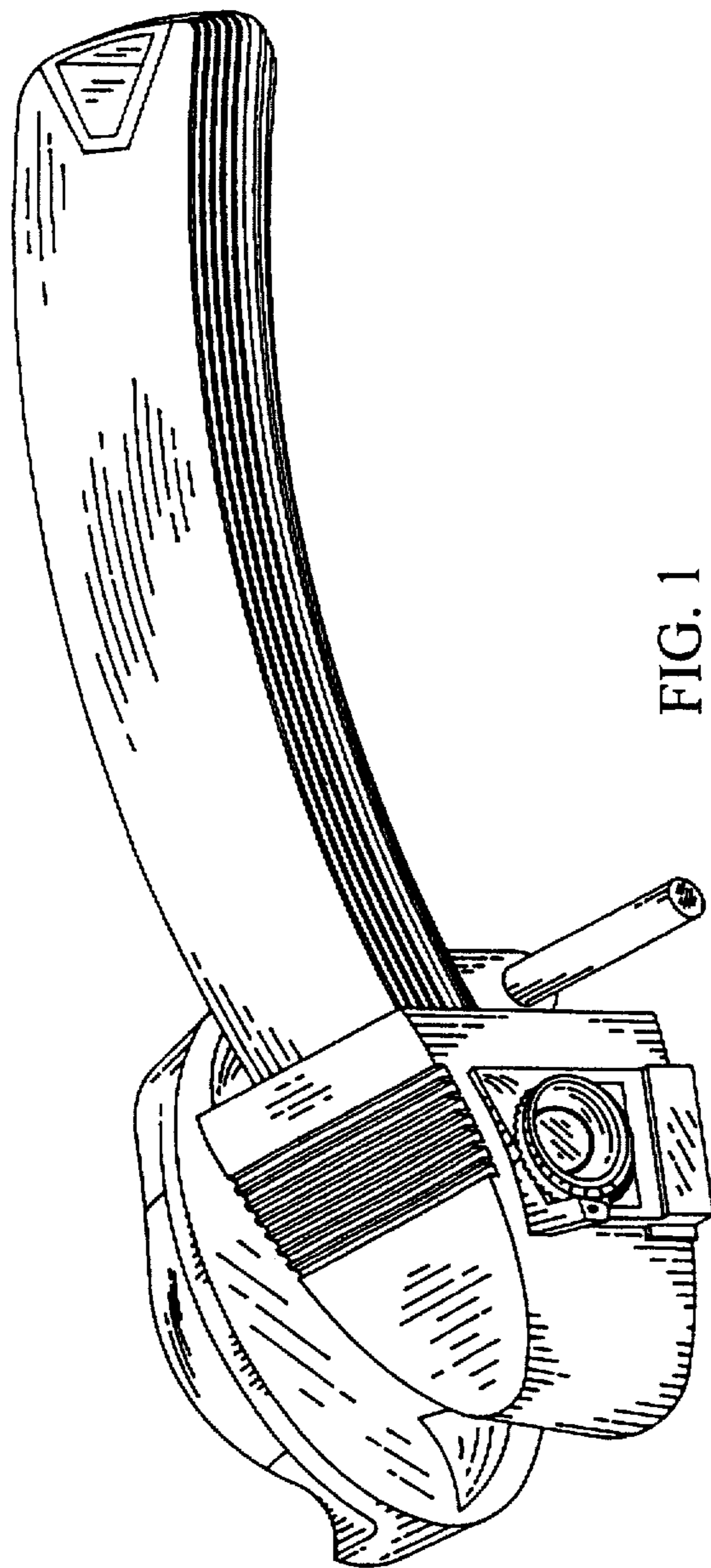


FIG. 1

FIG. 2

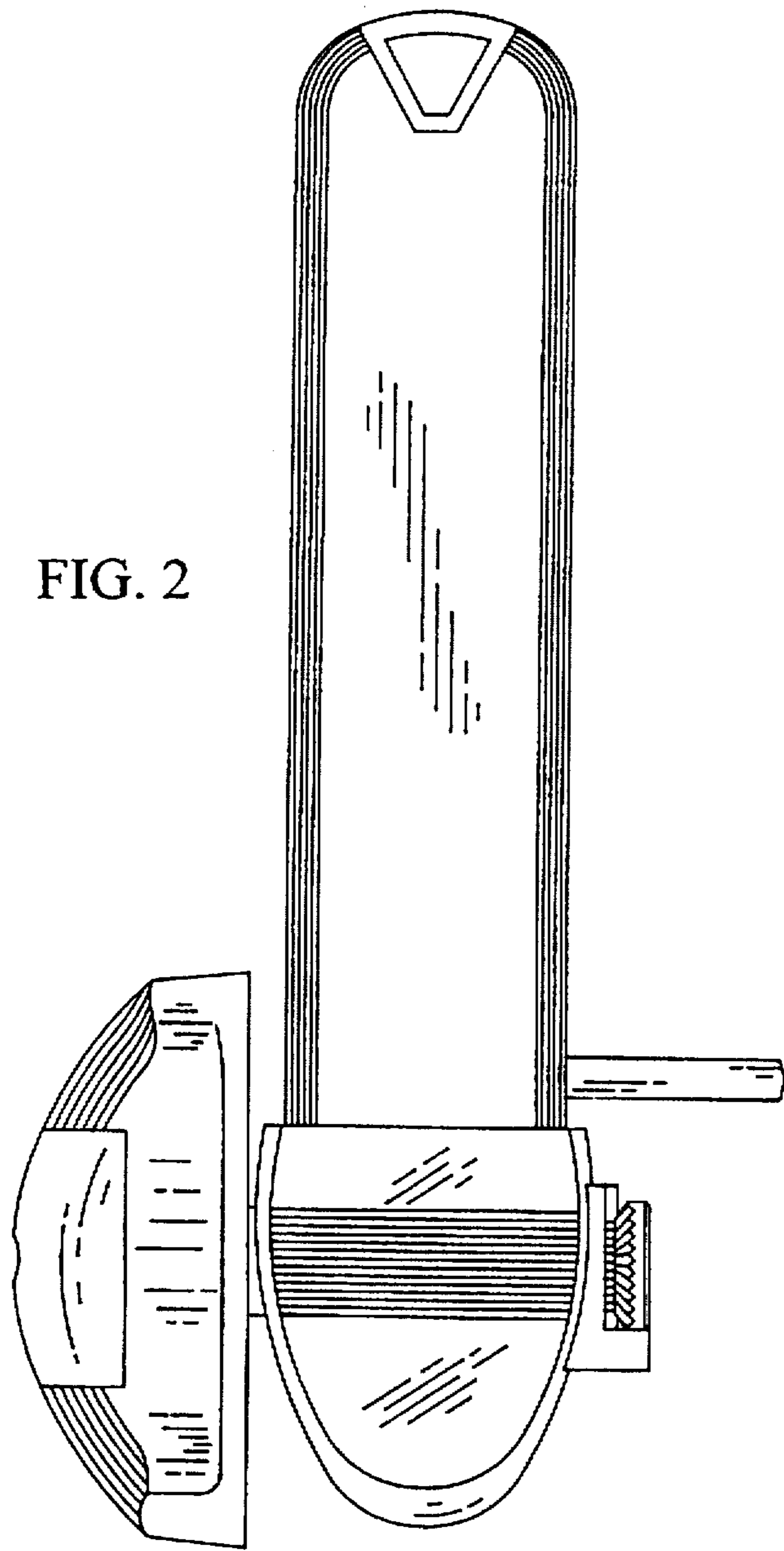


FIG. 3





FIG. 4




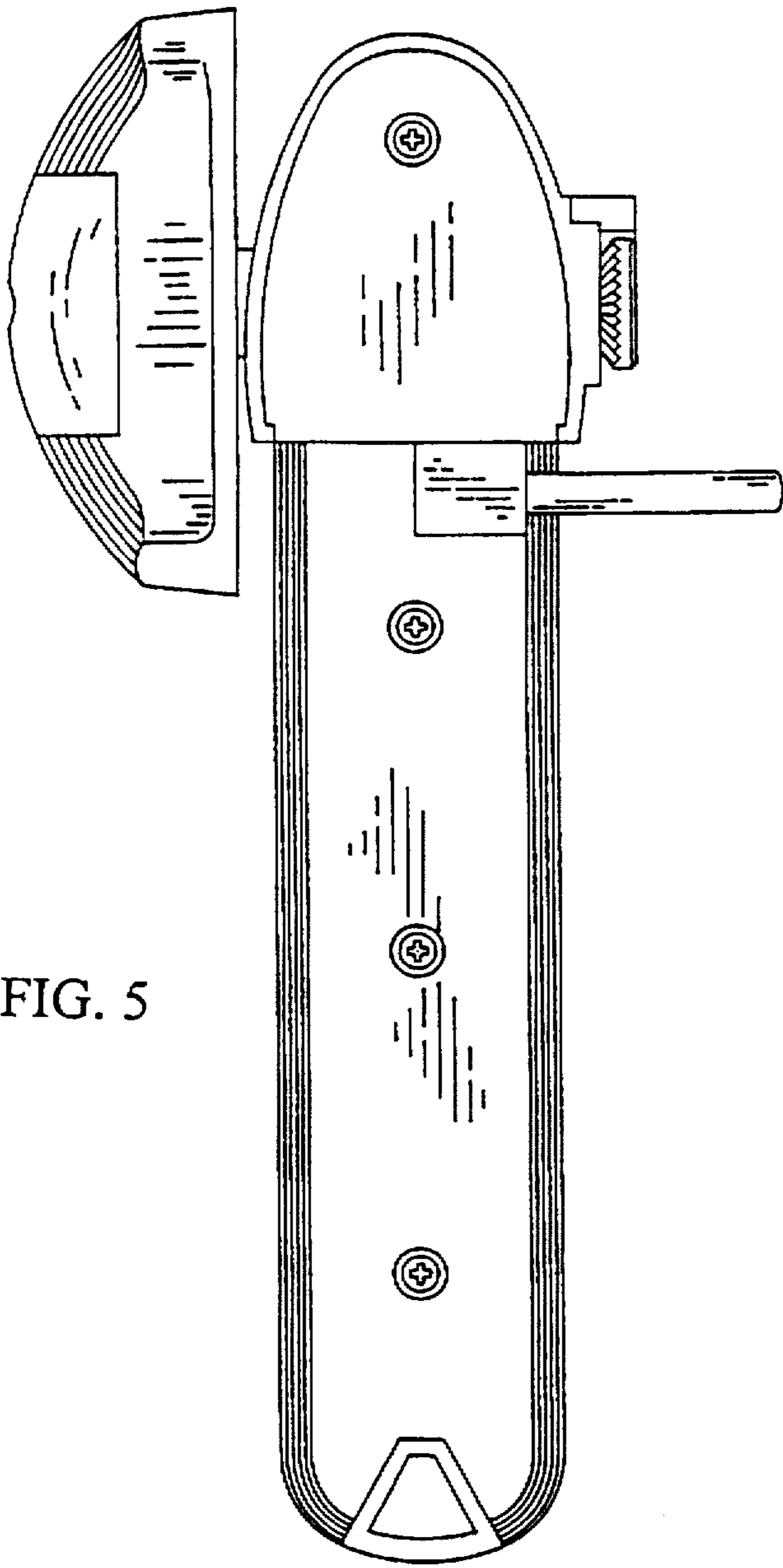


FIG. 7

