



US00D393394S

# United States Patent [19]

[11] Patent Number: Des. 393,394

Roth et al.

[45] Date of Patent: \*\*Apr. 14, 1998

## [54] MEDIA DISK STORAGE PACKAGE

[75] Inventors: **Richard Roth; Paul D. Miller; William L. Plumb**, all of New York, N.Y.

[73] Assignee: **Queens Group, Inc.**, Long Island City, N.Y.

[\*\*] Term: 14 Years

[21] Appl. No.: 29,548

[22] Filed: Oct. 11, 1994

[51] LOC (6) Cl. .... 06-04

[52] U.S. Cl. .... D6/632

[58] Field of Search ..... D6/407, 626-635, D6/448, 468; D3/207, 218, 249; D19/26, 74-76; D9/424-425, 432; 206/307, 307.1-308.1, 308.3, 309-313, 316.1, 387.1, 408, 411, 425, 45.23; 312/9.1-9.2

## [56] References Cited

### U.S. PATENT DOCUMENTS

D. 260,122	8/1981	Turner	.....	D6/634
D. 304,880	12/1989	Philosophe	.....	D6/634
D. 332,048	12/1992	Pennell	.....	D9/423
D. 335,215	5/1993	Stumpff	.....	D6/634
D. 347,320	5/1994	Du Corday	.....	D6/634
D. 347,727	6/1994	Du Corday	.....	D6/634
D. 351,963	11/1994	Lim	.....	D6/631
D. 352,199	11/1994	Stumpff et al.	.....	D6/407
2,663,416	12/1953	Hirsch	.....	206/310
3,415,407	12/1968	Alden et al.	.....	220/4.23
4,176,744	12/1979	Borzak	.....	206/303
4,327,831	5/1982	Inaba et al.	.....	206/310
4,519,500	5/1985	Perchak	.....	206/312
4,535,888	8/1985	Nusselder	.....	206/311
4,627,531	12/1986	Clemens	.....	206/312 X
4,643,301	2/1987	Hehn et al.	.....	206/232
4,702,369	10/1987	Philosophe	.....	206/312

(List continued on next page.)

### FOREIGN PATENT DOCUMENTS

0344829	12/1989	European Pat. Off. .
0420350	4/1991	European Pat. Off. .

0515342	11/1992	European Pat. Off. .
0564155	10/1993	European Pat. Off. .
0576256	12/1993	European Pat. Off. .
9203274	3/1992	France .
0337181	3/1989	Germany .
4124135	8/1990	Germany .
2154550	9/1985	United Kingdom .
8601782	4/1986	WIPO .

Primary Examiner—B. J. Bullock  
Assistant Examiner—Stacia Sinuik  
Attorney, Agent, or Firm—Ostrolenk, Faber, Gerb & Soffen, LLP

## [57] CLAIM

The ornamental design for a media disk storage package, as shown and described.

## DESCRIPTION

FIG. 1 is a perspective view of a media disk storage package illustrating our new design;

FIG. 2 is a perspective open view of the lid and base of the container of the claimed design;

FIG. 3 is a top plan view of the base of the container of the claimed design;

FIG. 4 is a right side view of the base;

FIG. 5 is a left side view thereof;

FIG. 6 is a bottom plan view of the base of the container of the claimed design;

FIG. 7 is a bottom plan view of the lid of the container of the claimed design;

FIG. 8 is a side view of the top of the lid thereof;


FIG. 9 is a side view of the bottom of the lid;

FIG. 10 is a top plan view of the lid of the container of the claimed design without a label being shown for clarity of illustration; and

FIG. 11 is a perspective view of a container showing a second embodiment of the package or our new design the only difference being the inclusion of a spindle on the inside of the lid.

The broken lined letters in FIGS. 1, 5 and 8 are included only for the purpose of illustrating the environment of the design per se and form no part of the claimed design.

1 Claim, 9 Drawing Sheets



U.S. PATENT DOCUMENTS

4,709,812	12/1987	Kosterka .....	206/308.1	5,219,417	6/1993	O'Brien et al. ....	206/308.1
4,802,601	2/1989	Pijanowski et al. ....	220/4.01	5,244,085	9/1993	Lammerant et al. ....	206/308.1
4,867,302	9/1989	Takahashi .....	206/45.13	5,253,751	10/1993	Wipper .....	206/45.19
4,874,085	10/1989	Grobecker et al. ....	206/308.1	5,284,242	2/1994	Roth et al. ....	206/310
5,101,971	4/1992	Grobecker .....	206/232	5,377,825	1/1995	Sykes et al. ....	206/313 X
5,168,991	12/1992	Whitehead et al. ....	206/45.15	5,377,827	1/1995	Roth et al. ....	206/310
5,188,230	2/1993	O'Brien et al. ....	206/308.1	5,385,231	1/1995	Nowotny .....	206/309
5,205,405	4/1993	O'Brien et al. ....	206/308.2	5,433,319	7/1995	Tang .....	206/310 X

FIG. 1

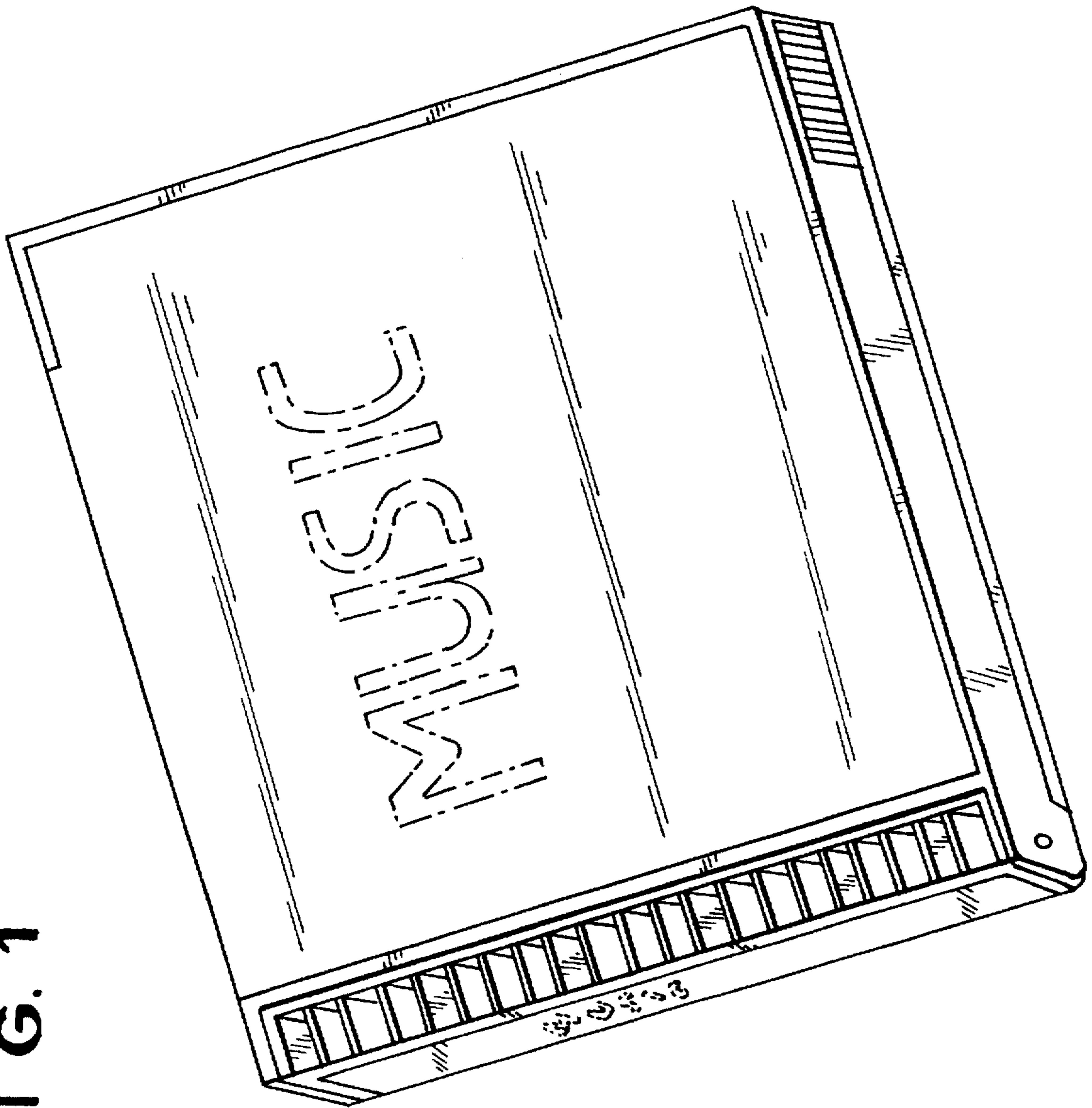


FIG. 2

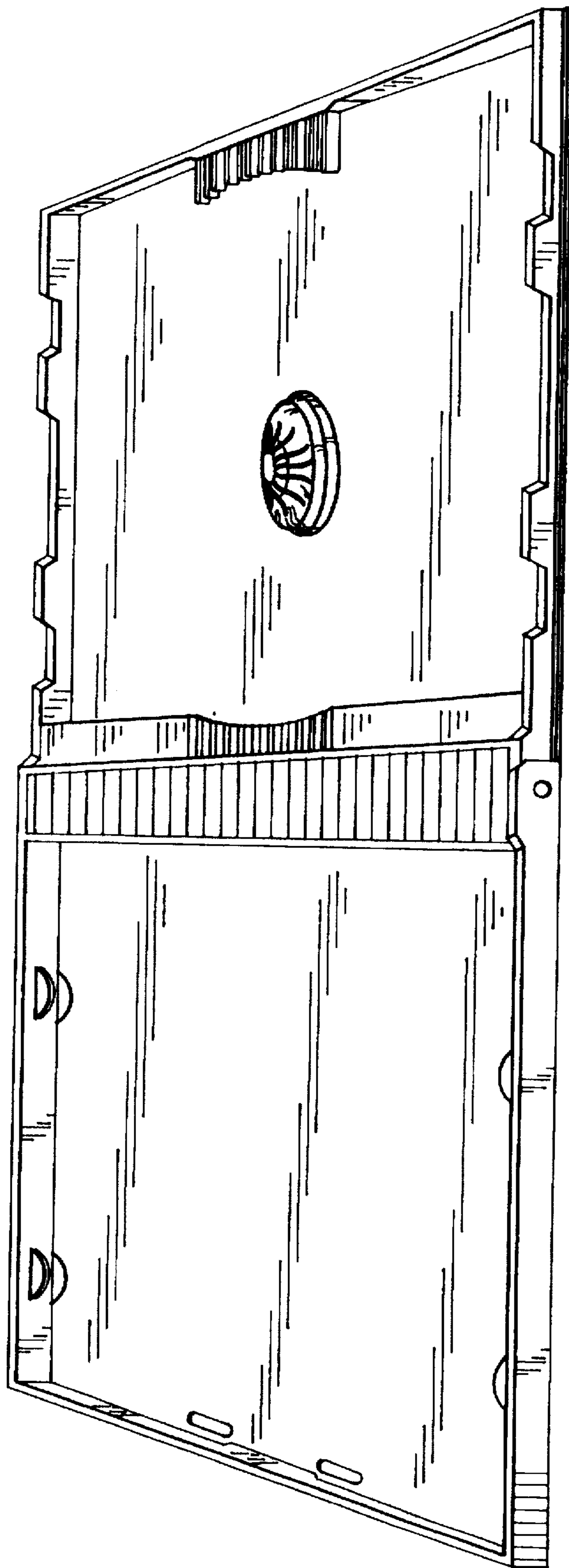
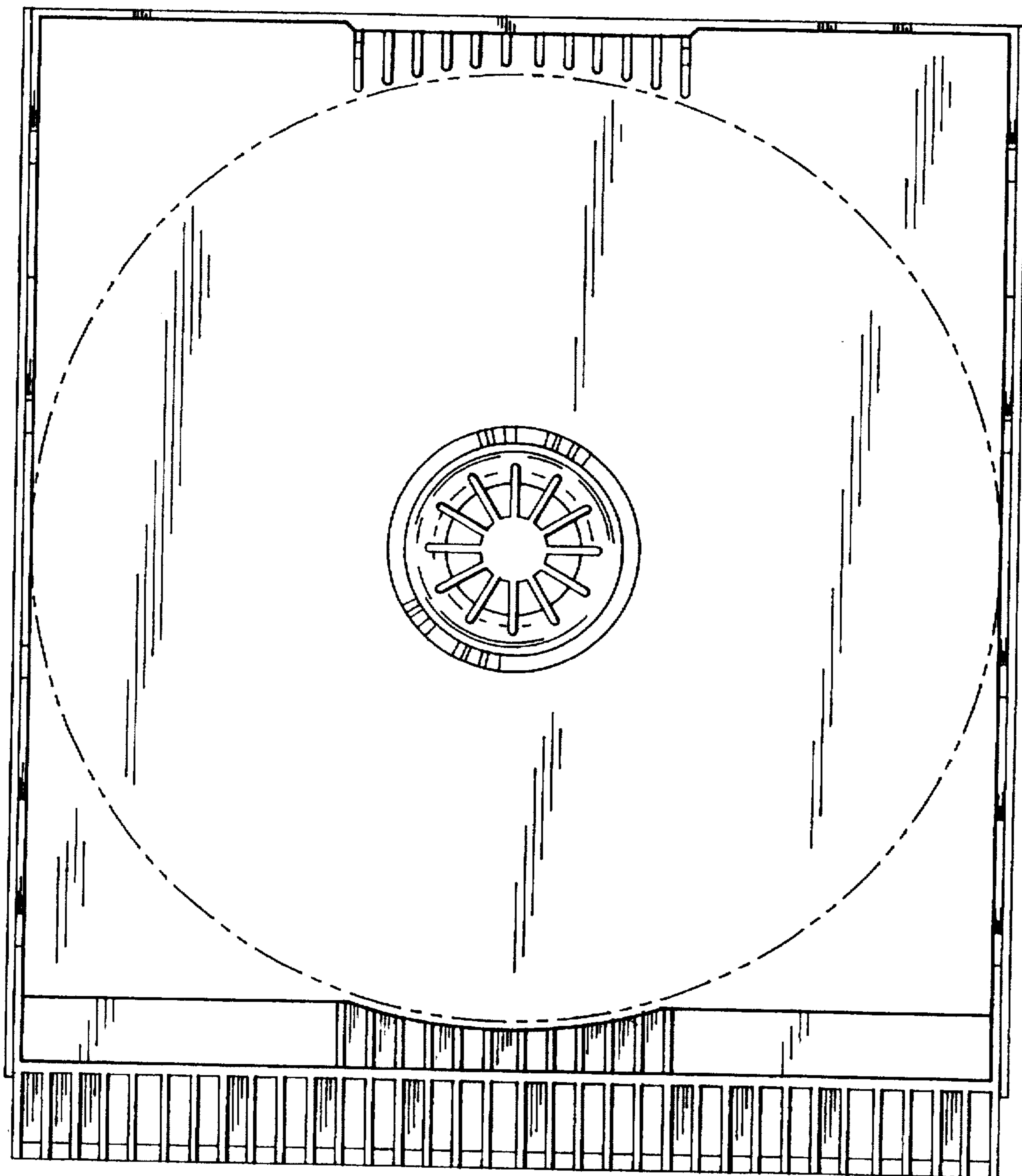


FIG. 3






FIG. 4

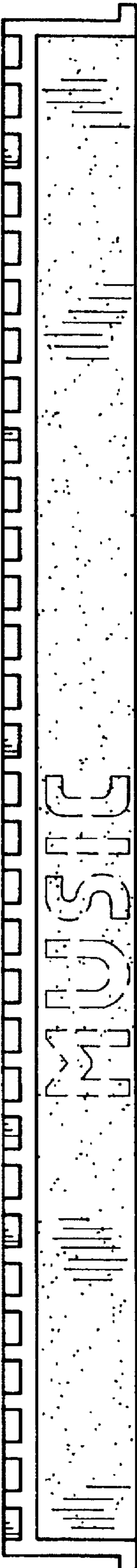


FIG. 5

FIG. 6


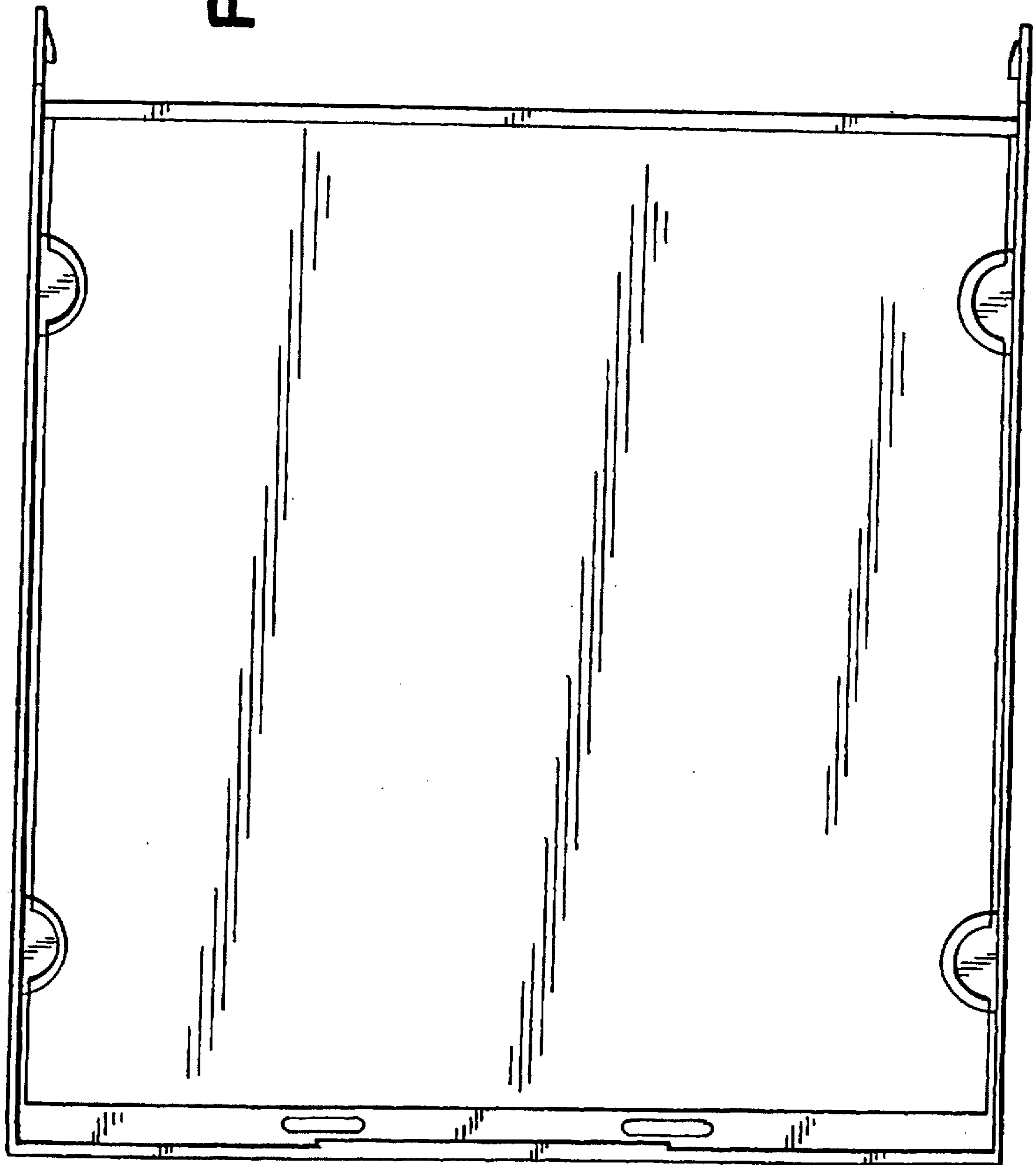


FIG. 7





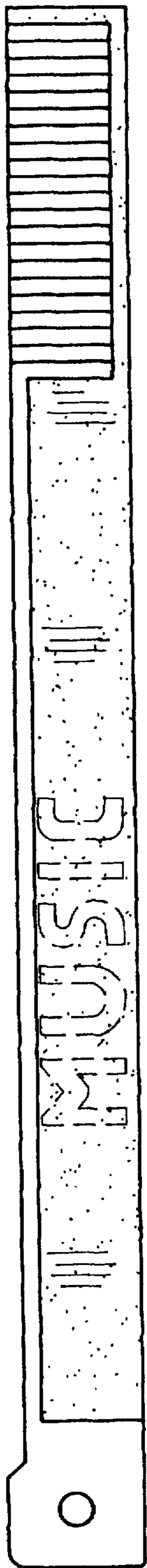


FIG. 8

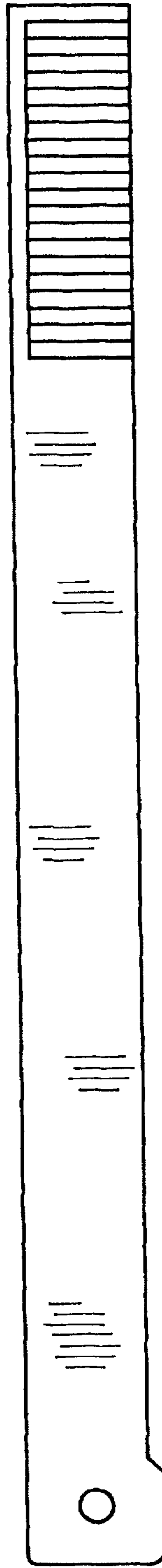


FIG. 9

FIG. 10

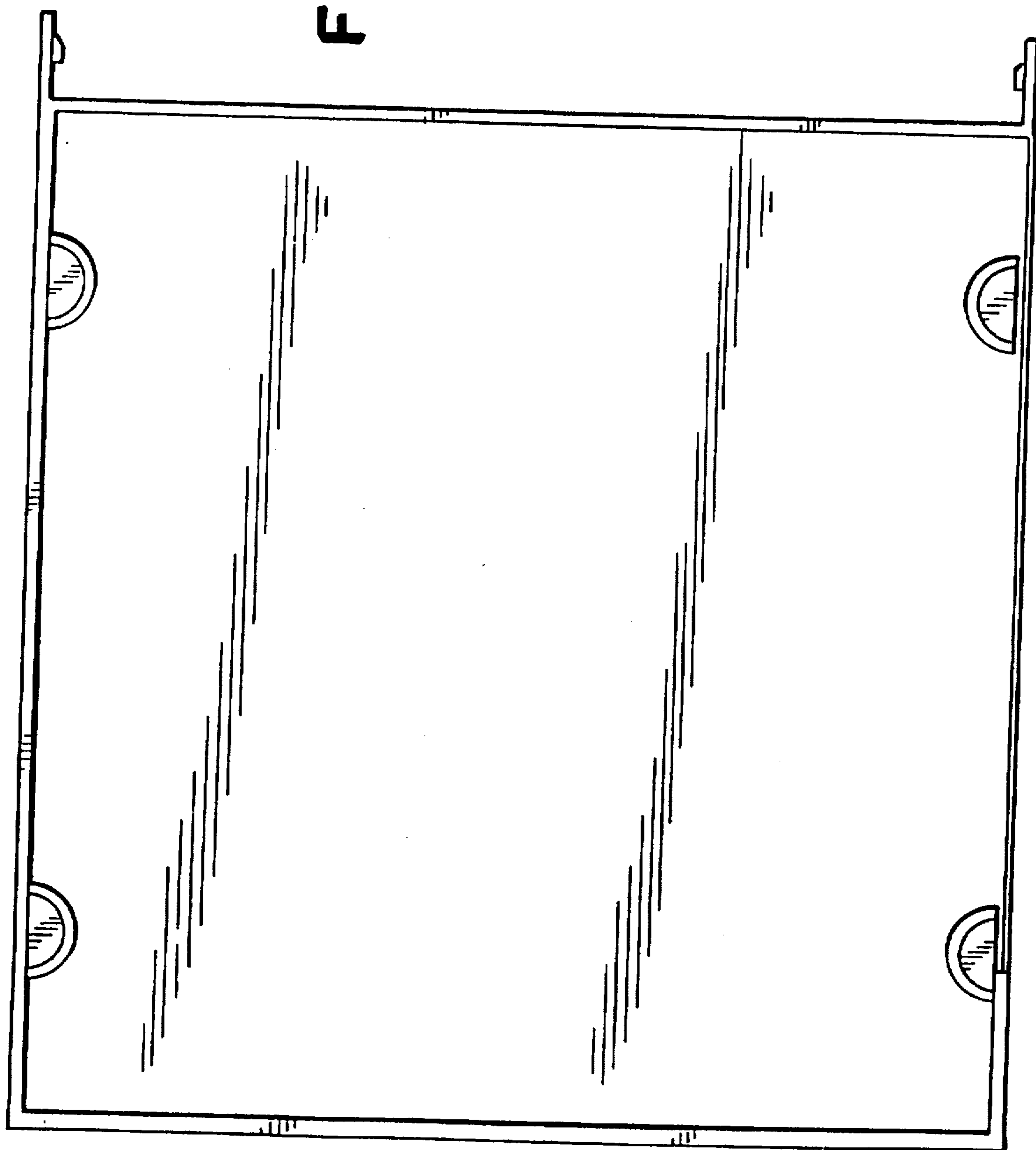


FIG.11

