



US00D393389S

United States Patent [19]

Thurston-Chartraw et al.

[11] Patent Number: Des. 393,389

[45] Date of Patent: **Apr. 14, 1998

[54] TOILET TANK MOUNTED STORAGE CADDY FOR TOILET PAPER

[75] Inventors: Maureen A. Thurston-Chartraw, Sierra Madre; Joan C. Gregor, Woodland Hill, both of Calif.

[73] Assignee: Practical Products, LLC, Pasadena, Calif.

[**] Term: 14 Years

[21] Appl. No.: 68,897

[22] Filed: Apr. 9, 1997

[51] LOC (6) Cl. 07-07

[52] U.S. Cl. D6/523; D6/520; D6/521; D6/566

[58] Field of Search D6/513, 514, 518, D6/520, 521, 522, 523, 546, 566; D8/349, 363, 367; 206/387; 32/34.1, 34.8; 211/181

[56] References Cited

U.S. PATENT DOCUMENTS

- D. 238,461 1/1976 Bauman D6/521
- D. 291,518 8/1987 Chap .
- D. 301,406 6/1989 Barbieri et al. D6/566 X
- D. 308,612 6/1990 Cuavas .
- D. 317,386 6/1991 McKeone .
- 2,244,804 5/1941 Robinson .

- 3,227,386 1/1966 Pitcher D6/523 X
- 3,799,467 3/1974 Bauman .
- 4,074,872 2/1978 Marshall et al. 312/34.8 X
- 4,385,733 5/1983 O'Keefe .
- 5,040,679 8/1991 Rehmann .
- 5,248,105 9/1993 Cooker .

Primary Examiner—Brian N. Vinson

[57] CLAIM

The ornamental design for a toilet mounted storage caddy for toilet paper, as shown and described.

DESCRIPTION

FIG. 1 is a top, front and right side perspective view of a toilet tank mounted storage caddy for toilet paper showing our new design embodied in a single roll holder;

FIG. 2 is a top plan view thereof;

FIG. 3 is a front elevational view thereof;

FIG. 4 is a left side elevational view thereof;

FIG. 5 is a rear elevational view thereof;

FIG. 6 is a bottom plan view thereof;

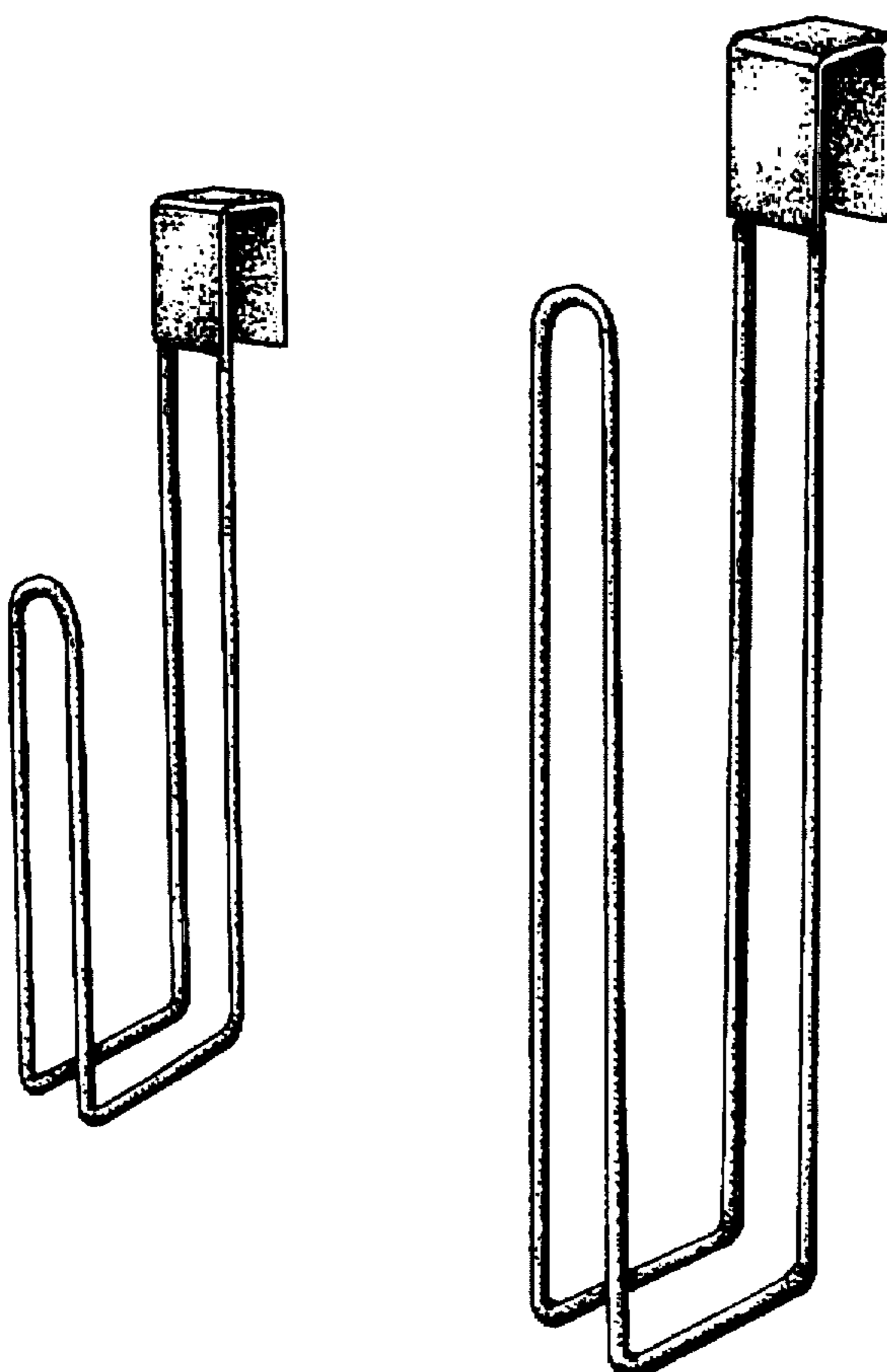
FIG. 7 is a top, front and right side perspective view of a toilet tank mounted storage caddy for toilet paper showing our new design alternately embodied in a double roll holder;

FIG. 8 is a front elevational view thereof;

FIG. 9 is a left side elevational view thereof; and,

FIG. 10 is a rear elevational view thereof.

1 Claim, 4 Drawing Sheets



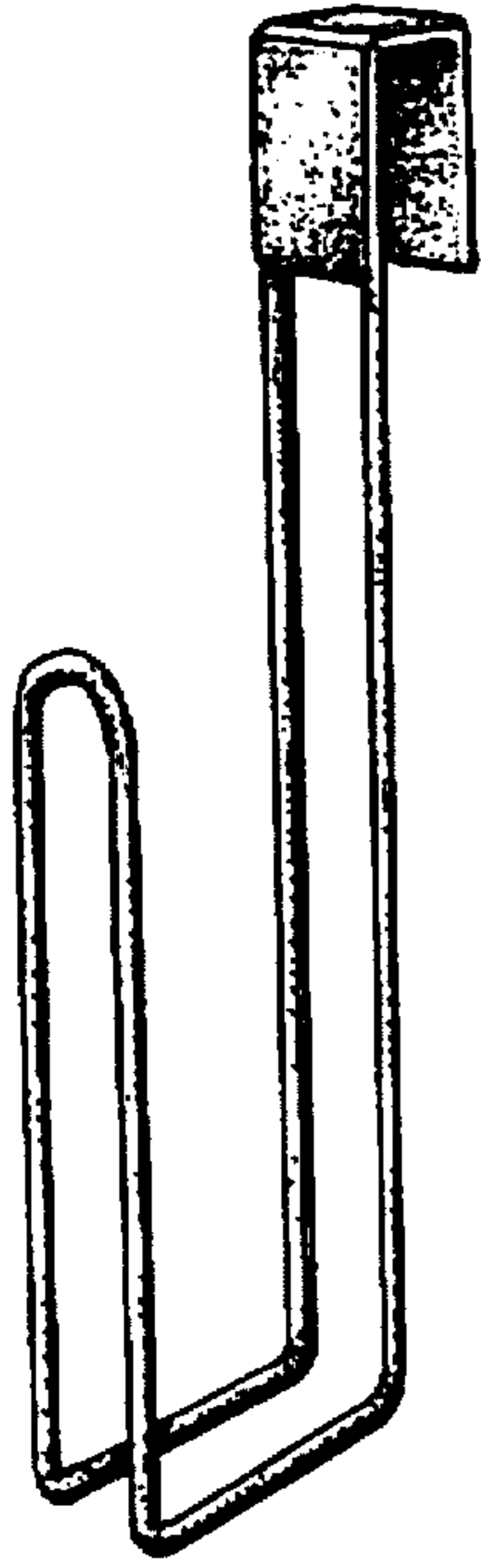


FIG. 1




FIG. 7




FIG. 2




FIG. 3


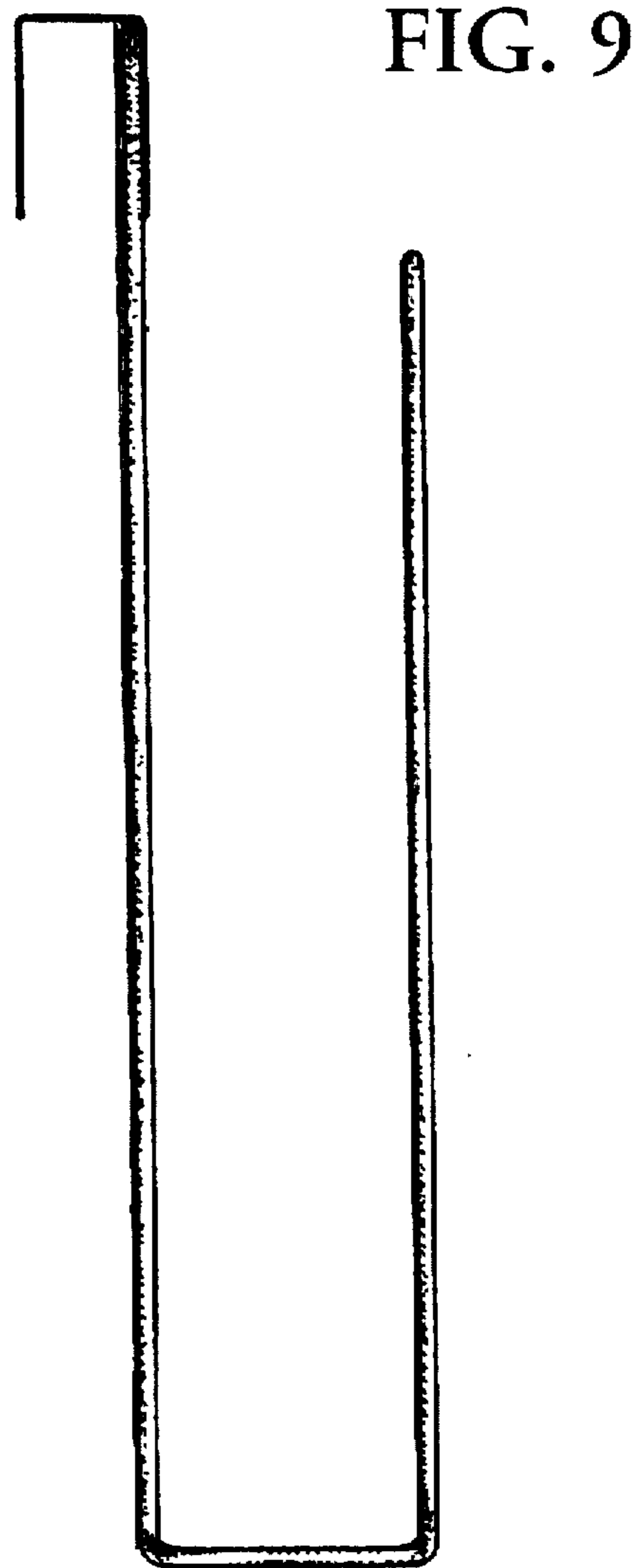
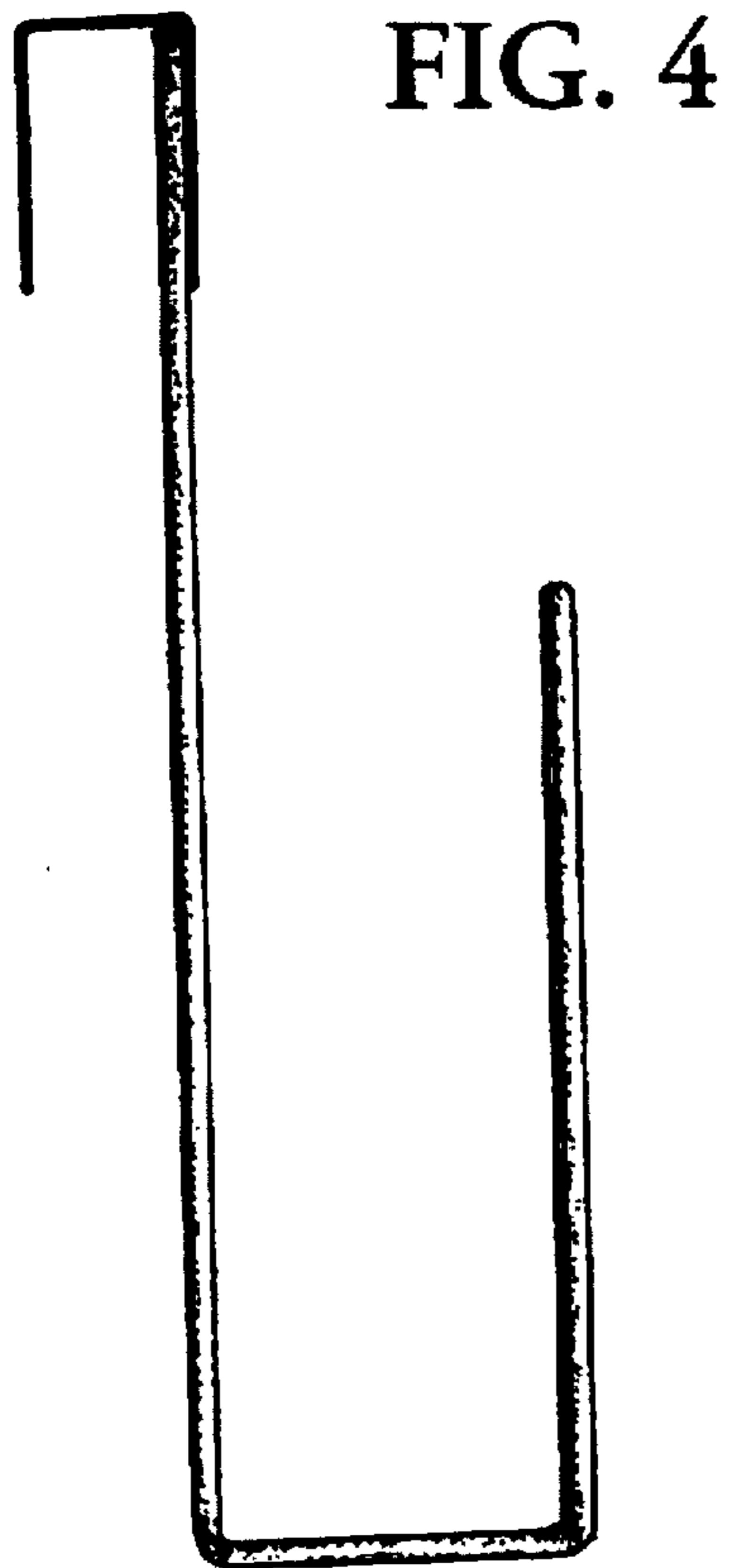


FIG. 8






FIG. 5




FIG. 10




FIG. 6