



US00D393383S

United States Patent [19]
Rinaldi

[11] **Patent Number: Des. 393,383**

[45] **Date of Patent: **Apr. 14, 1998**

[54] **TABLE BASE**

[76] **Inventor: Olivier H. Rinaldi**, Calle Cuello No. 9,
La Campina, 105, Caracas, Venezuela

[**] **Term: 14 Years**

[21] **Appl. No.: 65,576**

[22] **Filed: Jan. 30, 1997**

[51] **LOC (6) Cl. 06-03**

[52] **U.S. Cl. D6/497; D6/495**

[58] **Field of Search D6/480-489, 495-499,**
D6/451; 108/153, 156, 157, 161; 248/188,
188.1

[56] **References Cited**

U.S. PATENT DOCUMENTS

D. 24,325	5/1895	Miller	D6/495
D. 179,300	11/1956	Jones et al.	D6/480
D. 179,301	11/1956	Jones et al.	D6/480
D. 369,256	4/1996	Rinaldi	D6/497
D. 376,934	12/1996	Batki-Braun et al.	D6/480

OTHER PUBLICATIONS

Pennsylvania House, p. 120, table at left and center.

Primary Examiner—Janice E. Seeger

Attorney, Agent, or Firm—Bucknam and Archer

[57] **CLAIM**

The ornamental design for a table base, as shown and described.

DESCRIPTION

FIG. 1 is a perspective view of a table base showing my new design;

FIG. 2 is a front elevational view, the rear being identical thereto;


FIG. 3 is a side elevational view, the opposite side being identical thereto;

FIG. 4 is a top plan view; and,

FIG. 5 is a bottom plan view thereof.

The broken lines in FIG. 1 are for enviromental purpose and form no part of the claimed design.

1 Claim, 5 Drawing Sheets






FIG. 1




FIG. 2




FIG. 3

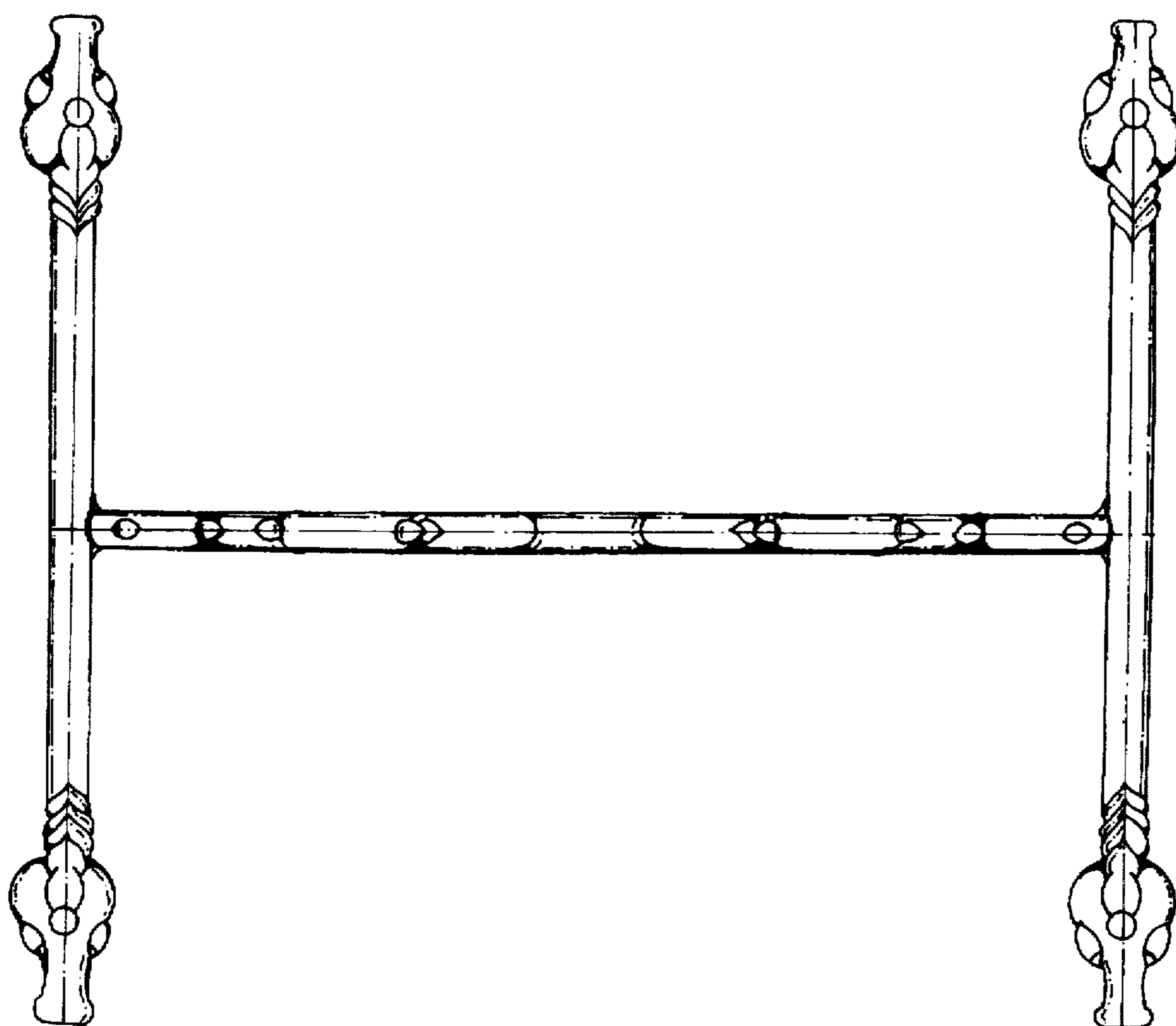


FIG. 4

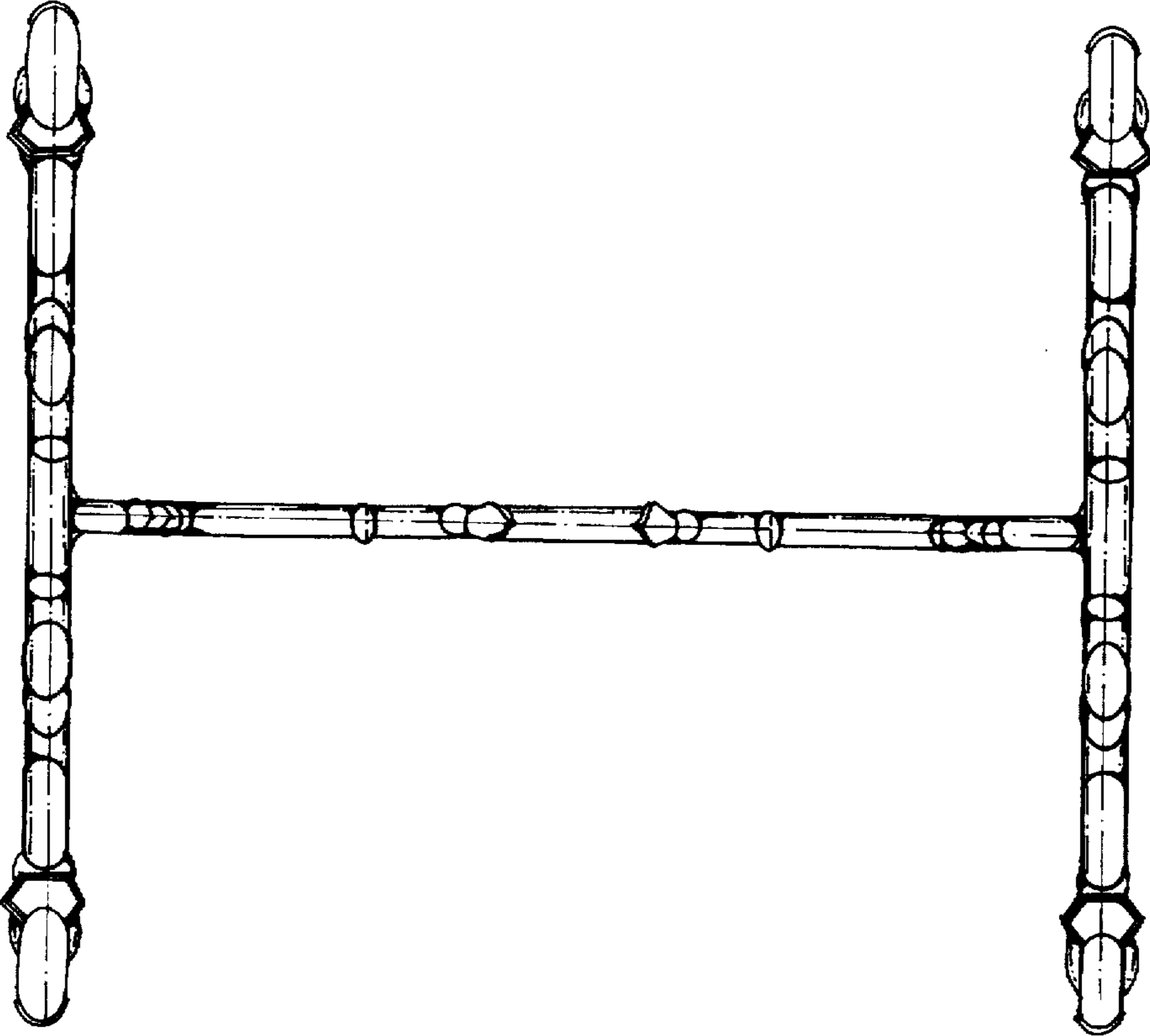


FIG. 5