



US00D393379S

United States Patent [19]
Alber

[11] **Patent Number: Des. 393,379**
[45] **Date of Patent: **Apr. 14, 1998**

[54] **DISPLAY STAND**
[75] **Inventor: Laura J. Alber, Mill Valley, Calif.**
[73] **Assignee: Williams-Sonoma, Inc., San Francisco, Calif.**
[**] **Term: 14 Years**

1,791,616 2/1931 Duclos .
2,520,461 8/1950 Green .
4,412,621 11/1983 Eichner 211/58
5,280,840 1/1994 Terpening 211/165
5,335,796 8/1994 Sanford et al. 211/45
5,480,036 1/1996 Opar 211/45

FOREIGN PATENT DOCUMENTS

542950 5/1922 France 40/492

[21] **Appl. No.: 65,707**
[22] **Filed: Jun. 18, 1996**

OTHER PUBLICATIONS

[51] **LOC (6) Cl. 06-04**
[52] **U.S. Cl. D6/454; D6/300**
[58] **Field of Search D6/454, 300, 301, D6/310; 211/163, 169, 41.13, 41.14, 47; 40/492, 400, 376, 379, 389, 497, 723, 734, 725; 52/783.17; 206/6.1, 566, 425, 459, 456; 220/23.83; 248/469, 474, 479; D20/19, 21**

Publication (Catalog or magazine published before 1996 showing a silver plate carousel). Aspects of Style Picture Frames, Silver Plate Carrousel shown at top right of page.

Primary Examiner—James Gandy
Assistant Examiner—Linda Brooks
Attorney, Agent, or Firm—Janis Biksa; Owen, Wickersham & Erickson

[56] **References Cited**

[57] **CLAIM**

The ornamental design for a display stand, as shown and described.

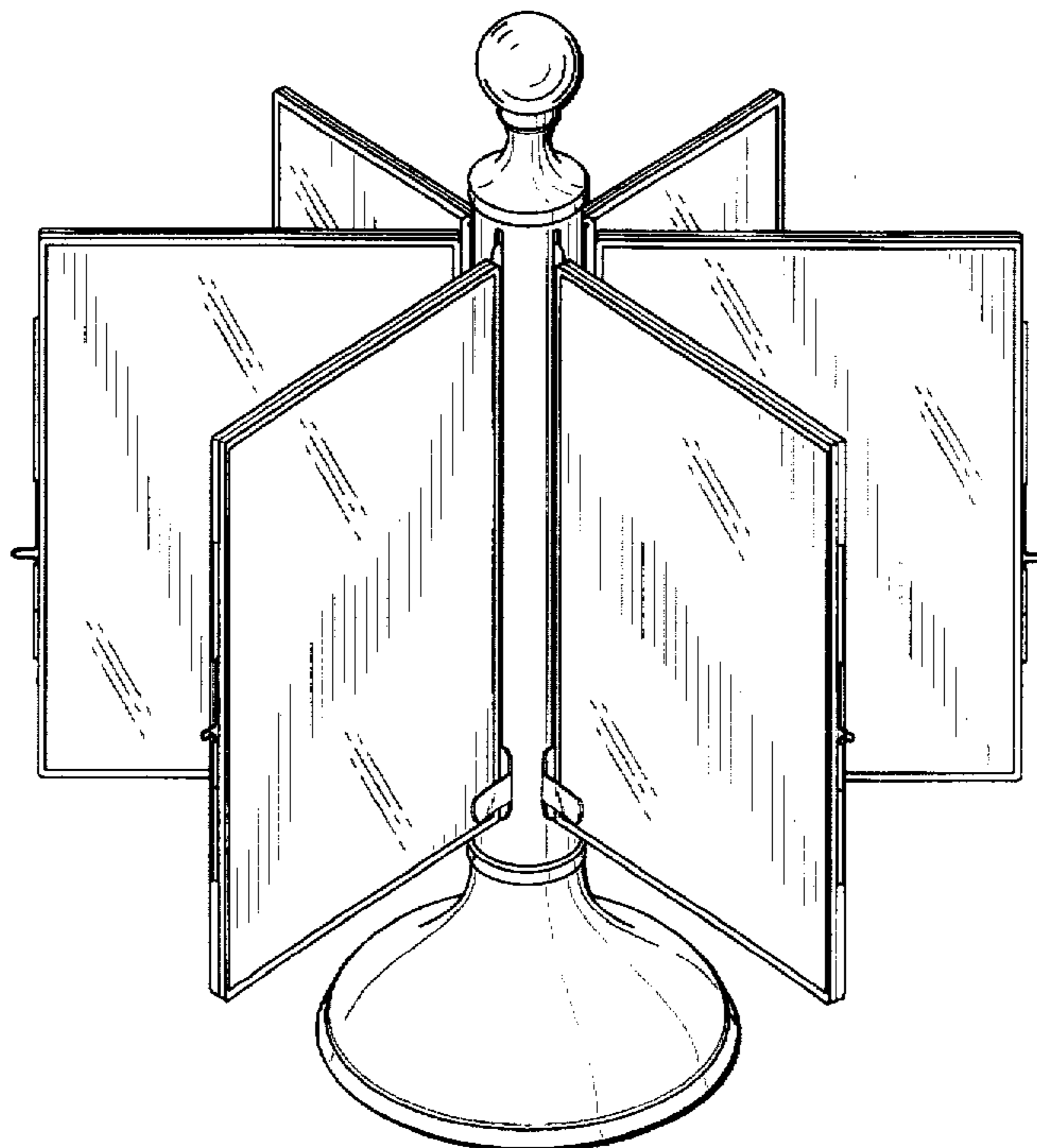
U.S. PATENT DOCUMENTS

DESCRIPTION

D. 199,291 9/1964 Jahn D80/9
294,976 3/1884 Dworsky et al. .
D. 304,397 11/1989 Wright et al. D6/454
337,315 3/1886 Ely .
D. 358,176 5/1995 Atkinson D20/21
447,815 3/1891 Frercks .
452,957 5/1891 Staunton .
546,751 9/1895 Werthen .
551,984 12/1895 Messersmitt .
603,878 5/1898 Hinman .
890,886 6/1908 Woelz .
1,177,873 4/1916 Kraus .
1,414,754 5/1922 Smith 211/169 X
1,527,024 2/1925 Brookbank .

FIG. 1 is a perspective view of a design according to the invention;
FIG. 2 is a front elevation view of the design according to the invention, the back being identical thereto;
FIG. 3 is a right side elevation view of the design, according to the invention, the left side being identical thereto;
FIG. 4 is a top view of the design according to the invention; and,
FIG. 5 is a bottom view of the design according to the invention.

1 Claim, 5 Drawing Sheets






FIG. 1

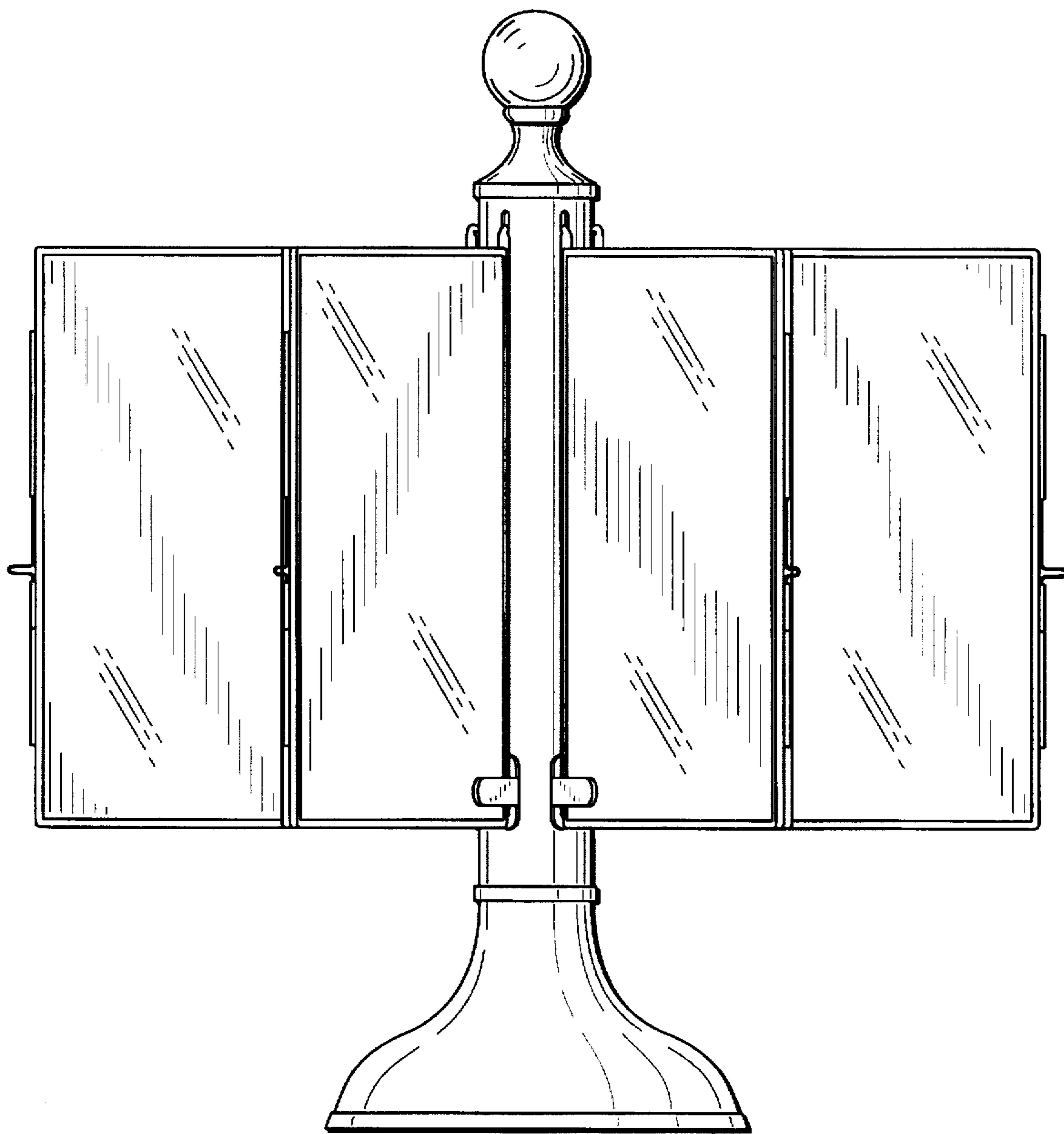


FIG. 2

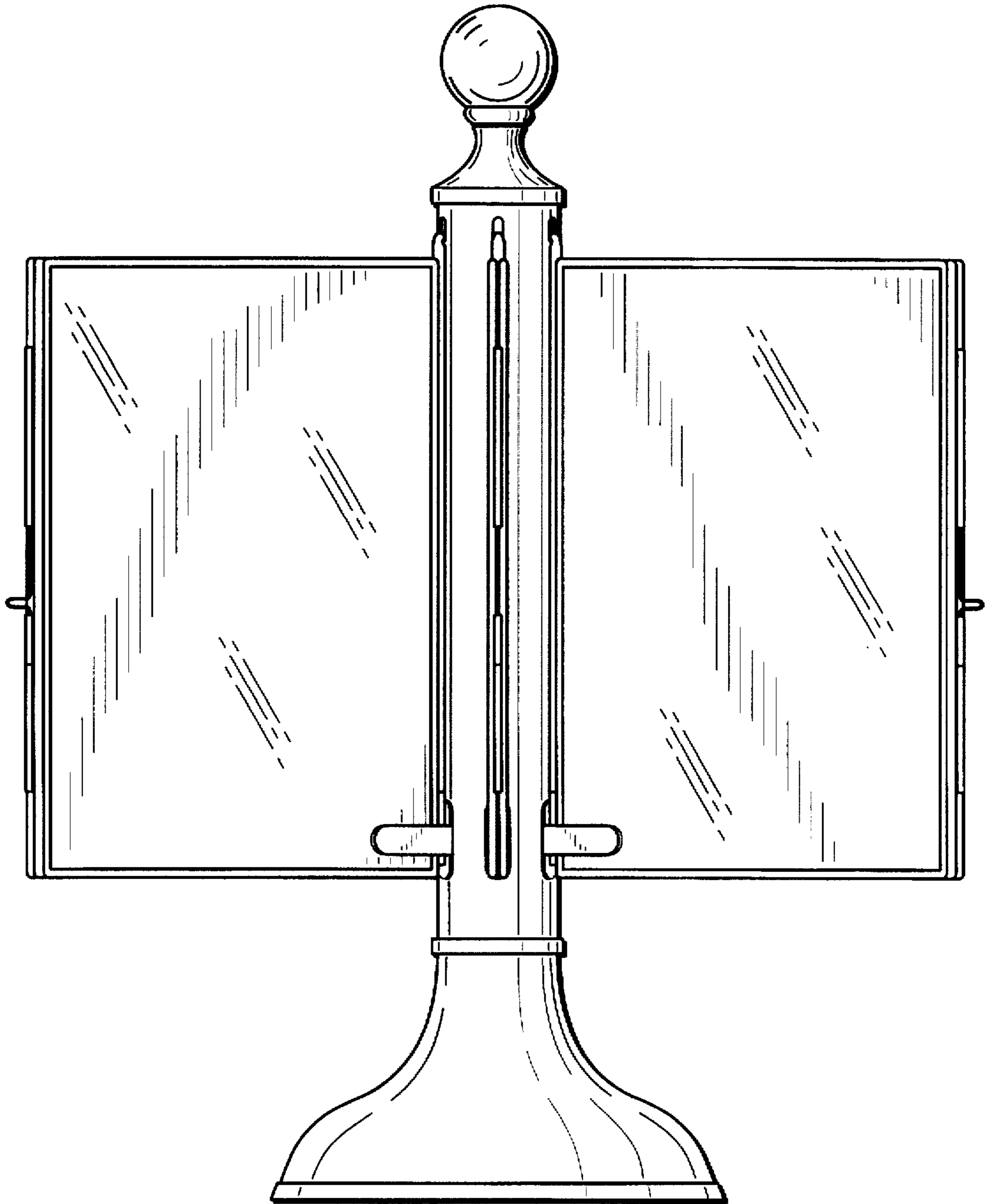


FIG. 3

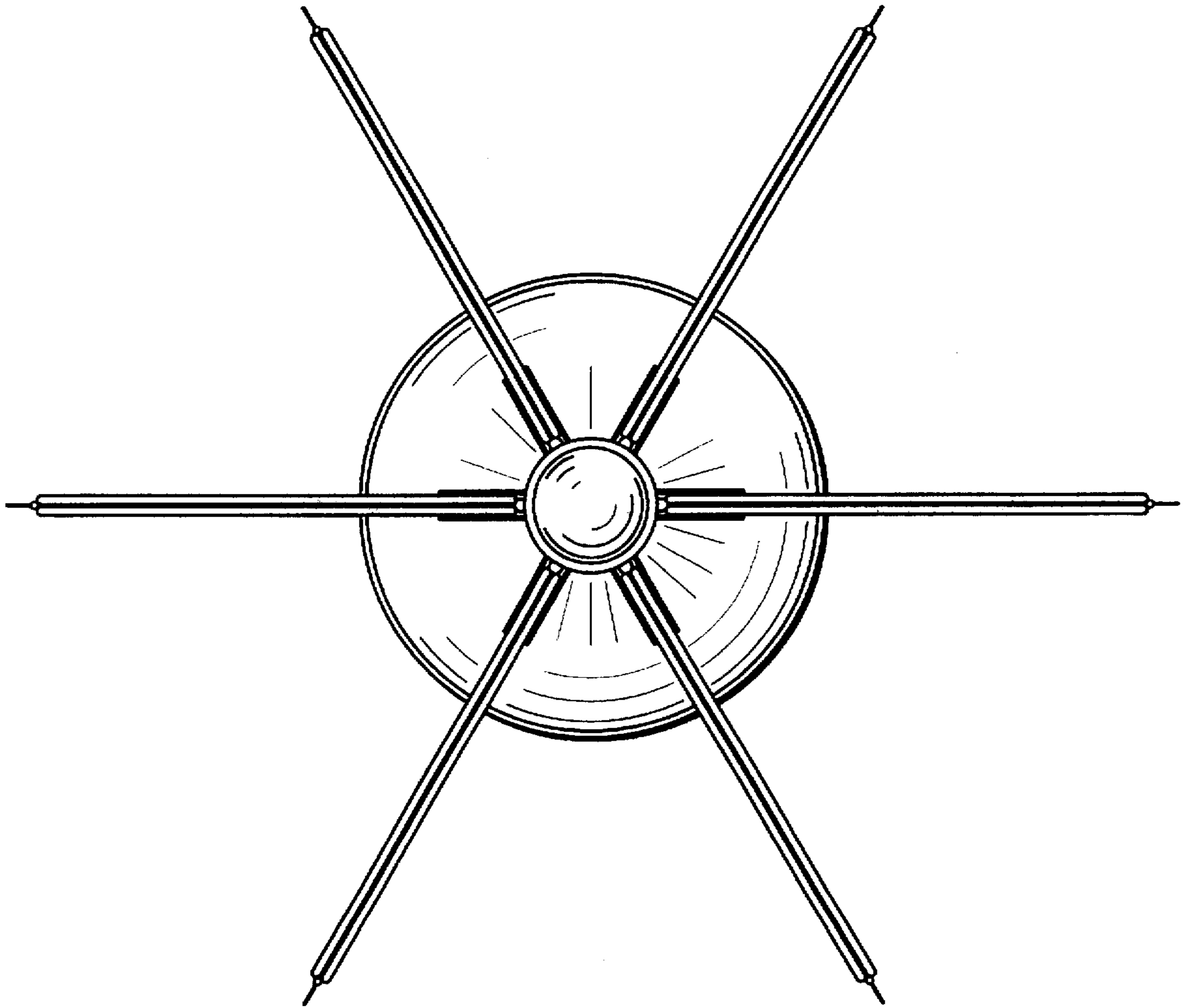


FIG. 4

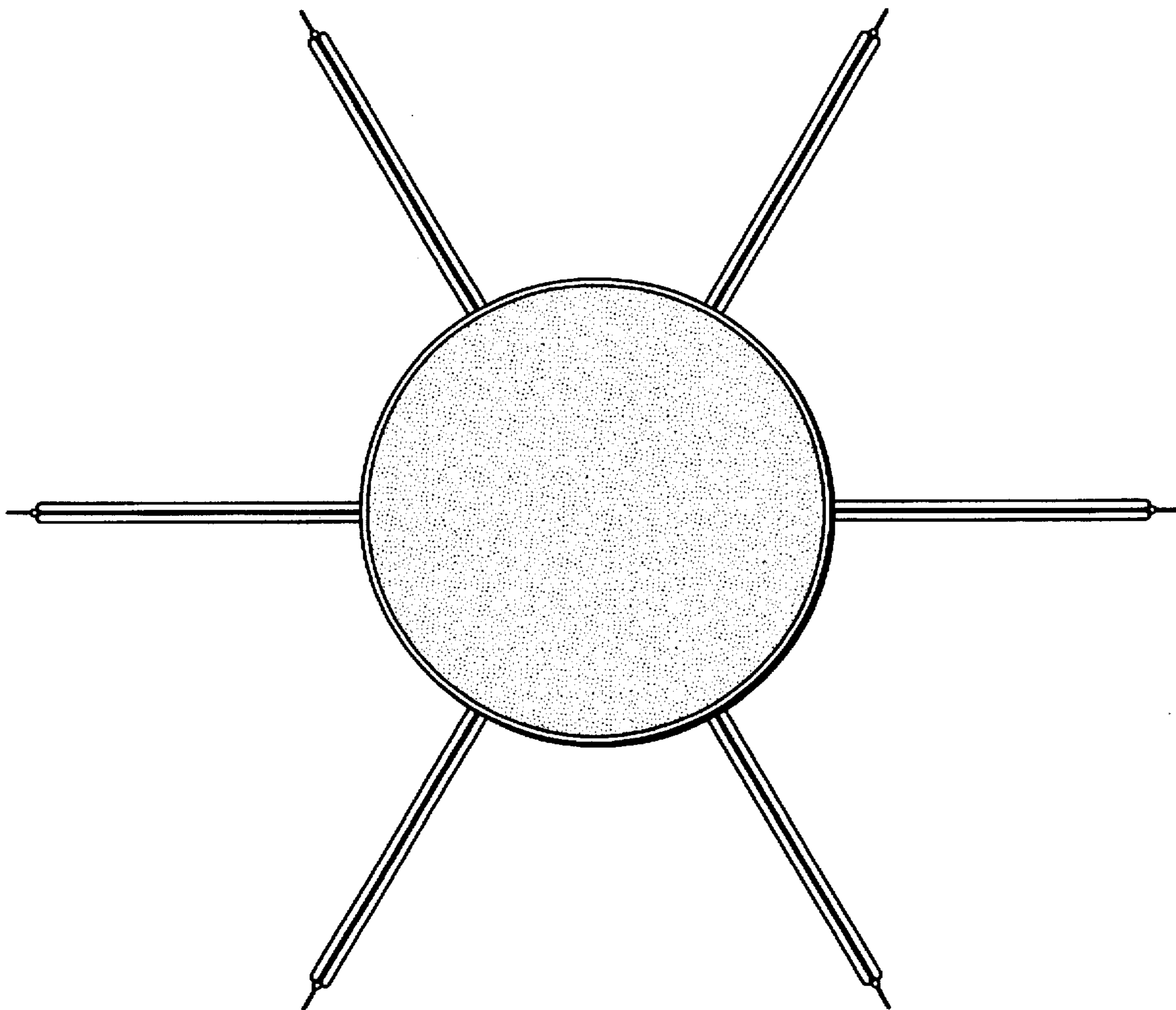


FIG._5